

2016-17 MEDIA INFORMATION GUIDE

ONTARIO HOCKEY LEAGUE




Mitch Marner

London Knights

2015-16 OHL and CHL Player of the Year
OHL Playoffs and Mastercard Memorial Cup MVP
1st Round Pick, Toronto Maple Leafs (2015)

BE AHEAD OF THE GAME



SUPER TACKS

ONE PIECE SEAMLESS BOOT CONSTRUCTION

THE NEW MONOFRAME 360 TECHNOLOGY IS ENGINEERED FAST. THIS UNPARALLELED ONE PIECE SEAMLESS BOOT CONSTRUCTION OFFERS A UNIQUE CLOSE FIT TO HELP MAXIMIZE DIRECT ENERGY TRANSFER.

CCMHOCKEY.COM/SUPERTACKS

CCM

MADE OF HOCKEY

CONTENTS

Ontario Hockey League		Individual Records	136
Ontario Hockey League Directory	4	Awards and Trophies	
History of the OHL	6	Team Trophies	140
Member Teams		Individual Trophies	143
Barrie Colts	8	Canadian Hockey League Awards	154
Erie Otters	11	OHL Graduates in the Hall of Fame	155
Flint Firebirds	14	All-Star Teams	
Guelph Storm	17	All-Star Teams	156
Hamilton Bulldogs	20	All-Rookie Teams	161
Kingston Frontenacs	23	2016 OHL Playoffs	
Kitchener Rangers	26	Robertson Cup	164
London Knights	29	OHL Championship Rosters	165
Mississauga Steelheads	32	Playoff Records	168
Niagara IceDogs	35	Results	169
North Bay Battalion	38	Playoff Scoring Leaders	170
Oshawa Generals	41	Goaltender Statistics	172
Ottawa 67's	44	Player Statistics	173
Owen Sound Attack	47	2016 OHL Champions photo	178
Peterborough Petes	50	Memorial Cup	
Saginaw Spirit	53	History	179
Sarnia Sting	56	All-Star Teams	180
Sault Ste. Marie Greyhounds	59	Trophies	181
Sudbury Wolves	62	Records	182
Windsor Spitfires	65	Ontario teams to win the Memorial Cup	184
Officiating Staff Directory	68	NHL Draft	
2015-16 Season in Review		Results of the 2016 NHL Draft	186
Team Standings	69	OHL Honour Roll	188
Scoring Leaders	69	All-Time Coaching Leaders	190
Goaltending Leaders	71	Media Directory	
Coaches Poll	72	OHL Media Policies	191
Goaltender Statistics	73	OHL Media Contacts	192
Player Statistics	75	Media covering the OHL	193
Historical Season Results	84	2016-17 OHL Schedule	194
Records			
Team Year-by-Year Records	121		
Team Records	133		

The 2016-17 Ontario Hockey League Information Guide and Player Register is published by the Ontario Hockey League.
Editor - Aaron Bell (aaron.bell@chl.ca) / Photography - OHL Images

The information contained in this publication was compiled by the Ontario Hockey League and is provided as a courtesy to the member teams and media and may be used only for personal and editorial purposes. Any commercial use of this publication is prohibited without the prior written consent of the Ontario Hockey League. The OHL Information Guide is published annually by the Ontario Hockey League.

Limited print editions from 1982-83 to 1985-86 and 1987-88 to 2007-08 are available at \$6.00 per copy including postage and handling.
Please send cheque or money order to: Ontario Hockey League, 305 Milner Ave., Suite 200, Scarborough, Ontario M1B 3V4.

ONTARIO HOCKEY LEAGUE

305 Milner Avenue, Suite 200, Scarborough, Ontario M1B 3V4

Tel: (416) 299-8700 • Fax: (416) 299-8787

www.ontariohockeyleague.com



STAFF DIRECTORY

Commissioner
Chairman of the Board
Past Chairman
Vice-Chairman
Secretary-Treasurer
Officer at Large
Vice-President
Sr. Dir. of Hockey Development & Special Events
Director of Finance
Director of Administration
Director of Marketing & Business Development
Director of Central Scouting
Director of Recruitment
Director of Officiating
Director of Security
Director of Communications
Manager, Hockey Operations
Manager of Education Services
Manager of Video & Web Content
Manager of Communications
OHL Images
Nutrition and Training Consultant
Goaltending Consultant
Administrative Assistant
Officiating Managers

Central Scouts

David E. Branch
Rick Gaetz
Dr. Bob Neville
Craig Goslin
Gord Simmonds
Bill Burke
Ted Baker
Joe Birch
Ray Hollowell
Herb Morell
Kyle Ferguson
Darrell Woodley
Daniel Broussard
Conrad Haché
Ken Miller
Paul Krotz
Darryl Hollowell
Christina Laishram
Scott Vankoughnett
Josh Sweetland
Aaron Bell
Mark Fitzgerald
Rick Wamsley
Terry Legenza
Brad Beer
Ken Cox
Ken Miller
Mark Pare
Matt Parlette
Bill Prisniak
Leon Stickle
Doug Bonhomme
Blake Callaghan
Tim Cherry
John Finlay
Kevin Hess
Paul Mitchell
Joshua Romano
David Belitski
Freddie Coccimiglio
James Kennedy



David Branch



Ted Baker



Joe Birch



Ray Hollowell



Herb Morell

STANDING COMMITTEES

Competitions Committee

Stan Butler (North Bay)
Dale DeGray (Owen Sound)
George Burnett (Flint)
James Boyd (Mississauga)

Officiating Committee

Scott Abbott (North Bay)
Dale DeGray (Owen Sound)
Blaine Smith (Sudbury)
Ken Miller (OHL)

Business Development Committee

Craig Goslin (Saginaw)
Steve Horne (Windsor)
Matt Newby (Guelph)

Trainers Committee

Bryan Boyes (Oshawa)
Dan LeBold (Kitchener)
Andy Brown (Owen Sound)

Academic Advisors Committee

John Laporte (Windsor)
Dave Tennant (Kitchener)
Eileen Duffin (Ottawa)
Coleen Driscoll (Guelph)
Tim Tope (Niagara)

Recruitment Committee

George Burnett (Flint)
Blaine Smith (Sudbury)



Conrad Haché



Darrell Woodley



Paul Krotz

ONTARIO HOCKEY LEAGUE HISTORICAL TIMELINE

- 1893 Junior Hockey is first played in Ontario.
- 1919 Memorial Cup is presented for the first time to the University of Toronto Schools as the symbol of supremacy in Canadian Junior Hockey.
- 1934 OHA divides Junior category into "A" and "B".
J. Ross Robertson Cup is awarded for the first time to St. Michael's College as the Ontario Jr. A champions.
- 1945 The Red Tilson Trophy is awarded for the first time to Doug McMurdy of St. Catharines as the player voted most outstanding during the regular season.
Eddie Powers Memorial Trophy is awarded for the first time to Tod Sloan of the St. Michael's Majors as the League's Leading Scorer.
- 1948 The Dave Pinkney Trophy is awarded for the first time to Gil Mayer of Barrie as the goaltender who had the least number of goals scored against at the end of the regular season.
- 1956 Kitchener Greenshirts franchise moves to Peterborough.
- 1958 Hamilton Spectator Trophy is awarded for the first time to St. Catharines as the team finishing first place overall in the regular schedule.
- 1960 Barrie Flyers franchise moves to Niagara Falls.
The William Hanley Trophy is awarded for the first time to Bruce Draper of St. Michael's as the League's most gentlemanly player.
- 1961 St. Michael's Majors suspend operations.
- 1963 Guelph franchise moves to Kitchener.
- 1965 London Knights franchise granted.
- 1967 Ottawa 67's franchise granted.
- 1969 The Max Kaminsky Trophy is awarded for the first time to Ron Plumb of Peterborough as the League's most outstanding defenceman.
Rejean Houle is selected by the Montreal Canadiens in the 1969 NHL Entry Draft, from the Montreal Jr. Canadiens, making him the first OHL player to be selected first overall.
- 1970 Gilbert Perreault of the Montreal Jr. Canadiens is drafted first overall by the Buffalo Sabres in the 1970 NHL Entry Draft.
- 1971 The Matt Leyden Trophy is awarded for the first time to Gus Bodnar of the Oshawa Generals as the Coach of the Year.
The Jim Mahon Memorial Trophy is awarded for the first time to Bill Harris of Toronto as the League's highest scoring right winger.
Montreal Jr. Canadiens suspend operations.
- 1972 Sault Ste. Marie Greyhounds franchise granted.
Niagara Falls Flyers franchise moves to Sudbury.
The Emms Family Award is presented for the first time to Dennis Maruk of the London Knights as the League's rookie of the year.
Billy Harris of the Toronto Marlboros is drafted first overall by the New York Islanders in the 1972 NHL Entry Draft.
- 1973 Montreal franchise re-activated and moved to Kingston.
Denis Potvin of the Ottawa 67's is drafted first overall by the New York Islanders in the 1973 NHL Entry Draft.
- 1974 League becomes an independent operation from the OHA opening a League administration office and establishing the Commissioner's position.
Clarence "Tubby" Schmalz named the League's first Commissioner.
League name changes to the Ontario Major Junior Hockey League.
- 1975 Windsor Spitfires expansion franchise granted.
The League is re-aligned into a two division format.
The Central Scouting Bureau is established to provide member teams with information about players eligible for the draft.
- 1976 The F.W. "Dinty" Moore Trophy is awarded for the first time to Mark Locken of Hamilton as the first year goaltender with the best goals against average.
St. Catharines franchise moves to Niagara Falls.
Hamilton franchise moves to St. Catharines.
Rick Green of the London Knights is drafted first overall by the Washington Capitals in the 1976 NHL Entry Draft.
- 1977 St. Catharines franchise moves to Hamilton.
The OHL All Star Game is played for the first time in Sudbury.
- 1977 Dale McCourt of the St. Catharines Fincups is drafted first overall by the Detroit Red Wings in the 1977 NHL Entry Draft.
- 1978 Bill Beagan becomes the League's second Commissioner.
Hamilton franchise moves to Brantford.
Bobby Smith of the Ottawa 67's is selected first overall by the Minnesota North Stars in the 1978 NHL Entry Draft.
- 1979 OMJHL Chairman of the Board Sherwood Bassin is named interim Commissioner following the departure of Beagan.
David E. Branch is named Commissioner of the League.
- 1980 The Bobby Smith Trophy is awarded for the first time to Steve Konroyd of Oshawa as the League's scholastic player of the year.
Rob Ramage of the London Knights is drafted first overall by the Colorado Rockies in the 1979 NHL Entry Draft.
- 1981 Belleville Bulls expansion franchise granted.
Cornwall Royals transfer granted (from OMJHL).
Jack Ferguson is appointed the League's Director of Central Scouting.
- 1982 Guelph Platers expansion franchise granted.
Niagara Falls franchise moves to North Bay.
- 1983 The Leo LaLonde Memorial Trophy is awarded for the first time to Don McLaren of Ottawa as the League's average player of the year.
- 1984 Brantford franchise moves to Hamilton.
- 1985 Rosters expanded to allow two average players, previously only one was permitted.
- 1986 OHL All Star Game is replaced with the OHL/OMJHL All-Star Challenge
Chris Clifford of the Kingston Canadiens becomes the first goaltender in League history to score a goal.

- 1988 Hamilton franchise moves to Niagara Falls.
- 1989 Toronto franchise moves to Hamilton.
- Guelph franchise moves to Owen Sound.
- Bill Long Award is awarded for the first time to Alec Campagnaro for Distinguished Service to the OHL.
- 1990 Detroit Compuware Ambassadors expansion franchise granted.
- 1990 Owen Nolan of the Cornwall Royals is drafted first overall by the Quebec Nordiques in the 1990 NHL Entry Draft.
- 1991 Hamilton franchise moves to Guelph.
- OHL/QMJHL All Star Challenge is replaced by the CHL All Star Challenge
- 1991 Eric Lindros of the Oshawa Generals is drafted first overall by the Quebec Nordiques in the 1991 NHL Entry Draft.
- 1992 Cornwall franchise moves to Newmarket.
- 1994 Barrie Colts expansion franchise granted for 1995-96 season.
- Newmarket franchise moves to Sarnia.
- Ed Jovanovski of the Windsor Spitfires is drafted first overall by the Florida Panthers in the 1994 NHL Entry Draft.
- 1995 The Detroit Jr. Red Wings set an OHL and CHL record for single game attendance when 19,875 fans came to the Joe Louis Arena for their game against Windsor.
- Bryan Berard of the Detroit Jr. Red Wings is drafted first over-all by the Ottawa Senators in the 1995 NHL Entry Draft.
- 1996 Toronto St. Michael's Majors expansion franchise granted for the 1997-98 season
- Niagara Falls franchise moves to Erie, PA.
- First CHL Top Prospects Game is played at Maple Leaf Gardens in Toronto.
- Barrie Colts set an OHL record for an expansion team with 28 wins and a .477 winning percentage.
- The League is re-aligned into three divisions to accommodate the expansion Toronto St. Michael's Majors.
- Brampton Battalion expansion franchise granted for the 1998-99 season.
- 1997 OHL All Star Game returns as the Bell All Star Cup held in Barrie.
- Ottawa 67's coach Brian Kilrea sets a CHL record with 757 career victories.
- Mississauga IceDogs expansion franchise granted for the 1998-99 season.
- Joe Thornton of the Sault Ste. Marie Greyhounds is drafted first overall by the Boston Bruins in the 1997 NHL Entry Draft
- 1998 Bell All Star Cup hosted by the North Bay Centennials.
- The League is re-aligned into a two conference, four division format.
- 1999 Bell All-Star Cup hosted by the Sarnia Sting.
- 2000 OHL All-Star Game is hosted by the Mississauga IceDogs .
- Rosters expanded to allow three overage players.
- 2001 OHL participates in the CHL All-Star Series. Ontario game is hosted by the Guelph Storm.
- The two-man referee system is adopted by the OHL.
- 2002 North Bay franchise moves to Saginaw, Michigan League division format is realigned to accommodate Saginaw.
- Rick Nash of the London Knights is drafted first overall by the Columbus Blue Jackets in the 2002 NHL Entry Draft.
- 2003 Ottawa 67's coach Brian Kilrea becomes the first coach in CHL history to win 1,000 games.
- 2004 OHL All-Star Classic is hosted by the Peterborough Petes.
- 2005 OHL All-Star Classic is hosted by the Owen Sound Attack.
- 2006 Shootouts implemented to break a tie after overtime.
- OHL All-Star Classic is hosted by the Belleville Bulls.
- 2007 OHL All-Star Classic is hosted by the Saginaw Spirit.
- Mississauga IceDogs relocate to St. Catharines and become the Niagara IceDogs.
- Toronto St. Michael's Majors relocate to Mississauga and become the Mississauga St. Michael's Majors.
- Patrick Kane of the London Knights is selected first overall by the Chicago Black Hawks in the 2007 NHL Entry Draft.
- 2008 OHL All-Star Classic hosted by the S. S. Marie Greyhounds.
- Steven Stankos of the Sarnia Sting is selected first overall by the Tampa Bay Lightning in the 2008 NHL Entry Draft.
- 2009 OHL All-Star Classic is hosted by the Windsor Spitfires.
- John Tavares of the London Knights is selected first overall by the New York Islanders in the 2009 NHL Entry Draft.
- Brian Kilrea retires as coach of the Ottawa 67's.
- All players must wear neck guards.
- 2010 OHL All-Star Classic is hosted by the Kingston Frontenacs.
- Taylor Hall of the Windsor Spitfires is selected first overall in the NHL Entry Draft by the Edmonton Oilers.
- 2012 Nail Yakupov of the Sarnia Sting is selected first overall in the NHL Entry Draft by the Edmonton Oilers.
- 2013 Brampton Battalion franchise relocates to North Bay to become the North Bay Battalion.
- 2014 Aaron Ekblad of the Barrie Colts is the first overall pick of the Florida Panthers in the NHL Draft in Philadelphia, PA.
- 2015 Belleville Bulls franchise relocates to Hamilton to become the Hamilton Bulldogs. Plymouth Whalers franchise relocates to Flint, Michigan to become the Flint Firebirds.
- Connor McDavid of the Erie Otters is the first overall pick of the Edmonton Oilers in the NHL Draft in Sunrise, Florida.
- 2016 Erie Otters became first team in OHL history to record three-consecutive 50 win seasons.
- OHL introduces 3-on-3 overtime format.

BARRIE COLTS

Barrie Molson Centre • 555 Bayview Drive, Barrie, Ontario L4N 8Y2
Phone: 705.722.6587 • Fax: 705.721.9709
email: operations@barriecolts.com • www.barriecolts.com



TEAM DIRECTORY

Governor and President	Howie Campbell
General Manager and Head Scout	Jason Ford
Head Coach	Dale Hawerchuk
Assistant Coach	Todd Miller
Assistant Coach/Goalie Coach	Mike Rosati
Assistant General Manager	Rob Stewart
Assistant General Manager - U.S.	Ike Rhodes
Director of Player Personnel	Frank Carnevale
Director of Prospect Development	Chris Morrison
Scouts	Steve Farquharson
	Marc Bissonnette
	Ed Stanisz
	Gary Biggs
	Scott Corcoran
Head Ath. Therapist/Equip. Manager	Andrew Sachkiw
Media Relations Dir./Asst. Equip. Mgr.	Andrew Cunningham
VP Business Dev. & Marketing	Jim Payetta
Mgr of Commnity and Game Day Ops.	Brad Terry
Marketing and Sales	Melissa Hamilton
Hockey Administrator	Lorraine Smith
Academic Advisor	Chris Cundmore
Club Physician	Dr. Ian Maxwell
Club Dentist	Georgian Mall Family Dental
Club Surgeon	Dr. Gord Crawford



Howie Campbell



Jason Ford



Dale Hawerchuk

TEAM INFORMATION

Home Arena:	Barrie Molson Centre	Dimensions:	200' x 85'
Capacity:	4,195	Arena Phone:	705.739.4220 x 4620
Box Office:	705.739.7666	Team Colours:	Blue, Red & Gold
Arena Manager:	Robin Groves		
Press Box Location:	Upper North side		
Training Camp:	Barrie Molson Centre		



Tyler Tucker

FRANCHISE RECORD

Expansion franchise granted May 6, 1994

SEASON	NAME	GP	W	L	OTL	SL	PTS	GF	GA	FINISH
2015-16	Barrie Colts	68	43	22	0	3	89	295	207	1st (Central)
2014-15	Barrie Colts	68	41	24	1	2	85	278	227	1st (Central)
2013-14	Barrie Colts	68	37	28	1	2	77	266	218	2nd (Central)
2012-13	Barrie Colts	68	44	20	2	2	92	245	185	1st (Central)
2011-12	Barrie Colts	68	40	23	3	2	85	248	110	2nd (Central)
2010-11	Barrie Colts	68	15	49	2	2	34	231	348	5th (Central)
2009-10	Barrie Colts	68	57	9	0	2	116	327	186	1st (Central)
2008-09	Barrie Colts	68	30	33	3	2	65	214	207	3rd (Central)
2007-08	Barrie Colts	68	28	34	6	6	62	185	223	4th (Central)
2006-07	Barrie Colts	68	48	19		1	97	273	193	1st (Central)
2005-06	Barrie Colts	68	43	21		4	90	258	194	2nd (Central)
2004-05	Barrie Colts	68	33	23	9	3	78	232	210	2nd (Central)
2003-04	Barrie Colts	68	31	21	12	4	78	196	171	3rd (Central)
2002-03	Barrie Colts	68	29	26	4	9	71	228	223	3rd (Central)
2001-02	Barrie Colts	68	38	19	9	2	87	226	192	2nd (Central)
2000-01	Barrie Colts	68	29	28	7	4	69	214	230	4th (Central)
1999-00	Barrie Colts	68	43	19	6	1	93	306	212	1st (Central)
1998-99	Barrie Colts	68	49	13	6		104	343	192	1st (Central)
1997-98	Barrie Colts	66	38	23	5		81	236	215	2nd (Central)
1996-97	Barrie Colts	66	33	23	10		76	272	236	3rd (Central)
1995-96	Barrie Colts	66	28	31	7		63	258	266	5th (Central)
Franchise Totals		1,422	777	508	87	51	1,692	5,331	4,445	Pct. .595

TEAM RECORDS

SEASON

Team	Record	Points
Most Points	(2009-10)	116
Most Goals	(1998-99)	343
Most Goals Against	(2010-11)	348
Fewest Goals Against	(2003-04)	171

Individual

Most Goals	Bryan Cameron (2009-10)	53
Most Assists	Kevin Labanc (2015-16)	88
Most Points	Kevin Labanc (2015-16)	127
Best GAA	Paulo Colaiacovo (2003-04)	2.34

GAME

Most Goals	5
Andreas Athanasiou (Feb. 13, 2014 at Niagara IceDogs)	
Most Assists	6
Steven Beyers (Dec. 28, 2010 vs Owen Sound Attack)	
Most Points	7
Andreas Athanasiou (Feb. 13, 2014 at Niagara IceDogs)	
Most Power-Play Goals	3
Jan Bulis (Feb. 11, 1996 vs. Ottawa), Ryan Hamilton (Feb. 17, 2006 at Sudbury), Tomas Marcinko (Oct. 13, 2007 at Saginaw), Aaron Ekblad (Jan. 11, 2014 vs Kingston), Brendan Lemieux (Nov. 14, 2013 vs Sudbury)	
Most Shorthanded Goals	2
Mike Henderson (Feb. 6, 2000 vs. Mississauga), Nick Smith (Nov. 14, 1998 vs. Sudbury)	
Fastest Opening Goal	0:11
Tim Verbeek (Nov. 20, 1999 at Owen Sound)	
Fastest Period Goal	0:07
Ryan Hamilton (Dec. 2, 2005 at Erie), Steven Beyers (Dec. 11, 2010 vs Niagara)	
Fastest Two Goals by One Player	0:08
Sheldon Keefe (October 16, 1999 at Plymouth, 3rd period)	
Fastest Three Goals by One Player	6:54
Joseph Blandisi (Feb. 22, 2015 at Sudbury Wolves)	

INDIVIDUAL GAME RECORDS – 2015-16

Most Goals	3
Roy Radke (Oct. 31, 2015 at Hamilton, Oct. 3, 2015 vs Kingston), Kevin Labanc (Jan. 2, 2016 vs North Bay, Jan. 7, 2016 vs Mississauga), Brendan Lemieux (Nov. 21, 2015 at Flint), Kevin Labanc (Feb. 10, 2016 at Owen Sound), Andrew Mangiapane (Nov. 14, 2015 vs Saginaw, Feb. 6, 2016 vs Mississauga, Feb. 13, 2016 vs Guelph, Jan. 29, 2016 at Oshawa, Oct. 25, 2015 at Oshawa), Anthony Stefano (Dec. 16, 2015 at Owen Sound), Justin Scott (Mar. 19, 2016 vs Sudbury), Dylan Sadovy (Jan. 22, 2016 at Sudbury)	
Most Assists	5
Andrew Mangiapane (Jan. 2, 2016 vs North Bay)	
Most Points	7
Kevin Labanc (Jan. 2, 2016 vs North Bay)	
Most Power-Play Goals	2
Roy Radke (Oct. 3, 2015 vs Kingston, Oct. 31, 2015 at Hamilton), Michael Webster (Sep. 25, 2015 at Kingston), Dylan Sadovy (Jan. 24, 2016 at Mississauga)	
Most Shorthanded Goals	2
Andrew Mangiapane (Mar. 12, 2016 vs Peterborough), Kevin Labanc (Feb. 10, 2016 at Owen Sound)	
Fastest Opening Goal	0:35
Anthony Stefano (Mar. 3, 2016 vs Ottawa)	
Fastest Period Goal	0:30
Dylan Sadovy (Feb. 6, 2016 vs Mississauga)	
Fastest Two Goals by One Player	0:22
Andrew Mangiapane (Nov. 14, 2015 vs Saginaw)	
Fastest Three Goals by One Player	12:09
Andrew Mangiapane (Nov. 14, 2015 vs Saginaw)	
Longest Point Scoring Streak (Games)	13
Andrew Mangiapane (Dec. 31, 2015 to Jan. 29, 2016. 14G, 14A)	
Longest Goal Scoring Streak (Games)	9
Dylan Sadovy (Jan. 15, 2016 to Feb. 6, 2016. 12G, 12A)	

BARRIE COLTS

2016 OHL PRIORITY SELECTIONS

RD	NO	NAME	2015-16 CLUB	POS	HT	WT	BIRTHDATE
1	14	Tyler Tucker	Toronto Titans	LD	6.01	217	March 1, 2000
1	20	Jack McBain	Don Mills Flyers	C	6.02	182	January 6, 2000
3	58	Mathew MacDougall	York-Simcoe Express	LW	5.09	159	January 23, 2000
4	76	Curtis Douglas	Mississauga Senators	LW	6.08	208	March 6, 2000
5	85	Luke Bignell	Kitchener Jr. Rangers	C	5.10	146	November 3, 2000
5	96	Ian MacLean	York-Simcoe Express	C	5.10	196	February 29, 2000
6	115	Sam Rhodes	Don Mills Flyers	C	5.06	149	February 19, 2000
8	156	Christian Taylor	Barrie Jr. Colts	RW	6.00	156	February 5, 2000
9	176	Xan Gurney	Detroit Little Caesars 16U	LD	6.02	181	May 28, 2000
10	200	Tristan De Jong	Waterloo Wolves	RD	6.01	170	March 24, 2000
11	216	Kai Edmonds	Cumberland Grads Midget	G	5.10	142	July 27, 2000
12	236	Mateo Nicastro	Whitby Wildcats	RD	5.09	160	May 30, 2000
13	256	Vincent DeSanctis	P.A.L. Jr. Islanders 18U	F	5.10	170	February 3, 2000
14	276	Andrew Peters	Mississauga Rebels	RW	5.10	156	January 30, 2000
15	296	Spencer Cosway	Mississauga Reps	LD	6.02	166	April 20, 2000
15	298	Addison Macey	Kitchener Jr. Rangers	LD	6.01	192	January 8, 2000

CHL Import Draft

1	44	Alexey Lipanov	Balashikha HC MVD	RW	6.00	152	August 17, 1999
2	104	Tom Hedberg	Leksands IF Jr. 18	RD	5.11	158	August 10, 1999

HEAD COACH

Dale Hawerchuk

Born: April 4, 1963, Toronto, Ontario

Coaching Record

Year	Club	GP	W	L	OTL	SL	PTS	Finish
2010-11	Barrie Colts	68	15	49	2	2	34	5th (Central)
2011-12	Barrie Colts	68	40	23	3	2	85	2nd (Central)
2012-13	Barrie Colts	68	44	20	2	2	92	1st (Central)
2013-14	Barrie Colts	68	37	28	1	2	77	2nd (Central)
2014-15	Barrie Colts	68	41	24	1	2	85	1st (Central)
2015-16	Barrie Colts	68	43	22	0	3	89	1st (Central)
	OHL Totals	408	220	166	9	13	462	Pct. .566

Coaching History

Bert Templeton, 1995-96 to 1998-99; Bill Stewart, 1999-2000; Bud Stefanski, 2000-01 to 2003-04, Marty Williamson 2004-05 to 2009-10, Dale Hawerchuk 2010-11 to date.

2015-16 TEAM RECORD

	W	L	OTL	SL		W	L	OTL	SL
Overall Record:	43	22	0	3	vs. Erie	0	2	0	0
Home Record:	25	7	0	2	vs. Flint	2	0	0	0
Road Record:	18	15	0	1	vs. Guelph	1	1	0	0
Overtime Record:	1	1			vs. Hamilton	2	2	0	0
					vs. Kingston	2	1	0	1
vs. East Division Opponents	11	6	0	1	vs. Kitchener	0	2	0	0
vs. Central Division Opponents	19	6	0	1	vs. London	0	2	0	0
vs. West Division Opponents	6	3	0	1	vs. Mississauga	5	1	0	0
vs. Midwest Division Opponents	7	7	0	0	vs. Niagara	4	2	0	0
					vs. North Bay	2	3	0	1
September Record	2	0	0	0	vs. Oshawa	4	0	0	0
October Record	6	6	0	0	vs. Ottawa	2	2	0	0
November Record	8	3	0	0	vs. Owen Sound	6	0	0	0
December Record	5	3	0	1	vs. Peterborough	1	1	0	0
January Record	8	4	0	1	vs. Saginaw	2	0	0	0
February Record	7	4	0	0	vs. Sarnia	0	2	0	0
March Record	7	2	0	1	vs. Sault Ste. Marie	1	0	0	1
					vs. Sudbury	8	0	0	0
Playoff Record:	8	7			vs. Windsor	1	1	0	0

ERIE OTTERS

Erie Insurance Arena • 201 East 8th Street, Erie, Pennsylvania 16503
Phone: 814.455.7779 • Fax: 814.455.0911
email: puck@ottershockey.com • www.ottershockey.com



TEAM DIRECTORY

Governor

Chief Operating Officer

General Manager

Head Coach

Assistant Coaches

Head Trainer

Equipment Manager

Player Development Coordinator

Director of Scouting

Scouts

Director of Operations

Dir of Broadcasting and Media Relations

Ex. Ass. to the C.O.O. & Dir. of Admin.

Director of Sales

Director of Game Day Operations

Merchandise Manager

Front Office Manager

Sales Executive/Operations

Accountant

Academic Advisor

Medical Provider

Jim Waters

Roy Mlakar

Dave Brown

Kris Knoblauch

B.J. Adams

Wes Wolfe

Andrew Kupniewski

Steve Tuholski

Ryan Berard

Scott Halpenny

Walt Wingfield, Rob Alderman,

Ray Irwin, Mark Nelson,

Devin Brown, Mike Battah,

Tim Wilson, Ian Carruthers

John Frey

Aaron Cooney

Jaime Cieszynski

Paul Pilatowski

Andrew Schacht

Mike Johnson

Darcie Chabola

Steve Metzler

Matt Habursky

Jaime Cieszynski

UPMC



Jim Waters



Dave Brown



Kris Knoblauch

TEAM INFORMATION

Home Arena Erie Insurance Arena

Capacity 6,833

Box Office Phone 814.452.4857

Arena Phone 814.453.7117

Press Box Location Club Level - 304

Training Camp Erie, PA

Dimensions 200' x 85'

Arena Manager Ray Williams

Media Room North end, ice level

Team Colours Navy, Red & Gold



Allan McShane

ERIE OTTERS

FRANCHISE RECORD

See page 121 for complete franchise records

SEASON	NAME	GP	W	L	OTL	SL	PTS	GF	GA	FINISH
2015-16	Erie Otters	68	52	15	1	0	105	269	183	1st (Midwest)
2014-15	Erie Otters	68	50	14	2	2	104	331	212	1st (Midwest)
2013-14	Erie Otters	68	52	14	2	0	106	312	170	2nd (Midwest)
2012-13	Erie Otters	68	19	40	4	5	47	206	312	5th (Midwest)
2011-12	Erie Otters	68	10	52		6	26	169	338	5th (Midwest)
2010-11	Erie Otters	68	40	26		2	82	281	227	3rd (Midwest)
2009-10	Erie Otters	68	33	28		7	73	257	259	4th (Midwest)
2008-09	Erie Otters	68	34	29		5	73	233	239	3rd (Midwest)
2007-08	Erie Otters	68	18	46		4	40	206	343	5th (Midwest)
2006-07	Erie Otters	68	15	50		3	33	209	378	5th (Midwest)
2005-06	Erie Otters	68	26	35		7	59	219	266	5th (Midwest)
2004-05	Erie Otters	68	31	26	6	5	73	186	207	4th (Midwest)
2003-04	Erie Otters	68	29	26	6	7	71	221	212	5th (Midwest)
2002-03	Erie Otters	68	24	35	6	3	57	181	248	5th (Midwest)
2001-02	Erie Otters	68	41	22	4	1	87	246	218	1st (Midwest)
2000-01	Erie Otters	68	45	11	10	2	102	264	171	1st (Midwest)
1999-00	Erie Otters	68	33	28	4	3	73	224	229	1st (Midwest)
1998-99	Erie Otters	68	31	33	4		66	271	297	3rd (Midwest)
1997-98	Erie Otters	66	33	28	5		71	261	252	4th (West)
1996-97	Erie Otters	66	23	36	7		53	240	260	5th (Central)
Totals		1,356	639	594	61	62	1,401	4,786	5,021	Pct. .517

TEAM RECORDS

SEASON

Team		
Most Points	(2013-14)	106
Most Goals	(1976-77)	438
Most Goals Against	(1979-80)	398
Fewest Goals Against	(2013-14)	170

Individual

Most Goals	Mike Bullard (79-80)	66
	Mike Millar (84-85)	
Most Assists	Bryan Fogarty (1988-89)	108
Most Points	Bryan Fogarty (1988-89)	155
Best G.A.A.	Adam Munro (2000-01)	2.31

GAME

Most Goals	6
Colin Miller (Oct 13, 1988 vs North Bay)	
Most Assists	6
Steve Hazlett (Jan 3, 1978 vs Windsor), Steve Locke (Oct 13, 1988 vs North Bay), Bryan Fogarty (Jan 12, 1989 at North Bay)	
Most Points	8
Bryan Fogarty (Nov 11, 1988 at Sby, Jan 12, 1989 at NB)	
Most Powerplay Goals	3
Scott Vanderburgh (1979-80), Daryl Evans (1980-81), Mike Millar (1983-84), Colin Miller and Stan Drulia (1988-89), Connor Brown (2013-14)	
Most Shorthanded Goals	3
Mike Hoffman (Dec 26, 1982 vs Guelph)	
Fastest Opening Goal	0:10
Denis Houle (Nov 8 1977 vs. Toronto), Shawn McCosh (Jan 8 1989 vs Windsor), Brad Bonello (Nov. 15 2003 vs. Owen Sound)	
Fastest Period Goal	0:05
Rob Street (Dec 16, 1975 vs Kitchener - 2nd period)	
Fastest Two Goals by One Player	0:04
Rick Pickersgill (Jan 9, 1983 vs Kingston - 2nd period)	

Fastest Three Goals by One Player	1:26
Stan Drulia (Oct 13, 1988 vs North Bay - 3rd period)	

INDIVIDUAL GAME RECORDS — 2015-16

Most Goals	5
Alex DeBrincat (Oct. 1, 2015 at Niagara)	
Most Assists	5
Dylan Strome (Oct. 9, 2015 vs Niagara)	
Most Points	6
Dylan Strome (Jan. 10, 2016 at Sudbury)	
Most Power-Play Goals	2
Jake Marchment (Feb. 15, 2016 at Guelph), Taylor Raddysh (Nov. 27, 2015 at Mississauga), Alex DeBrincat (Oct. 9, 2015 vs Niagara)	
Most Shorthanded Goals	1
8 times	
Fastest Opening Goal	0:27
Jake Marchment (Nov. 6, 2015 vs Peterborough)	
Fastest Period Goal	0:15
Alex DeBrincat (Dec. 2, 2015 vs Guelph)	
Fastest Two Goals by One Player	1:52
Alex DeBrincat (Feb. 18, 2016 at Flint)	
Fastest Three Goals by One Player	10:57
Jake Marchment (Oct. 16, 2015 at Oshawa)	
Longest Point Scoring Streak (Games)	16
Alex DeBrincat (Oct. 28, 2015 to Dec. 2, 2015. 19G, 19A)	
Longest Goal Scoring Streak (Games)	6
Alex DeBrincat (Oct. 28, 2015 to Nov. 10, 2015. 12G, 12A)	

2016 OHL PRIORITY SELECTIONS

RD	NO	NAME	2015-16 CLUB	POS	HT	WT	BIRTHDATE
1	19	Allan McShane	Toronto Marlboros	C	5.10	183	February 14, 2000
3	57	Jack Duff	Kingston Frontenacs	LD	6.01	178	January 23, 2000
6	121	Calen Kiefuk	Detroit HoneyBaked 16U	LW	5.07	187	February 28, 2000
7	141	Aidan Timmermans	Toronto Jr. Canadiens	RD	5.07	167	April 27, 2000
8	161	Joseph Mack	Detroit Little Caesars 16U	C	6.01	163	January 6, 2000
9	166	Tyler Szczepaniak	North York Rangers	G	6.00	158	June 22, 2000
9	181	Kurtis Henry	Southern Tier Admirals	LD	6.02	182	April 14, 2000
10	196	Chad Yetman	Whitby Wildcats	RW	5.09	150	February 18, 2000
11	211	Cade Robinson	Detroit HoneyBaked 16U	RW	6.00	170	October 22, 1999
11	221	Harrison Rees	Oakville Rangers	RD	5.10	136	March 19, 2000
12	240	Tyler Orban	Kanata Lasers Midget	LD	5.11	147	May 15, 2000
12	241	Matthew Bazarin	Markham Majors	C	6.03	198	June 30, 2000
13	261	Maxim Golod	Mississauga Senators	LW	5.09	151	August 18, 2000
14	281	Adam Trotman	Toronto Red Wings	C/LW	5.10	185	April 28, 2000
15	301	Dan Murphy	Brantford 99'ers	G	6.00	153	December 18, 2000
CHL Import Draft							
1	58	Gera Poddubnyy	Philadelphia Jr. Flyers 16U	C	5.10	142	June 9, 1999

HEAD COACH

Kris Knoblauch

Born: September 24, 1978 in Imperial, SK

Coaching Record

Year	Club	GP	W	L	OTL	SL	PTS	Finish
2012-13	Erie Otters	41	12	25	2	2	28	5th (Midwest)
2013-14	Erie Otters	68	52	14	2	0	106	2nd (Midwest)
2014-15	Erie Otters	68	50	14	2	2	104	1st (Midwest)
2015-16	Erie Otters	68	52	15	1	0	105	1st (Midwest)
	OHL Totals	245	166	68	7	4	342	Pct. .698

Coaching History

Bert Templeton, 1974-77; Bert Templeton and Dave Draper 1977-78; Dave Draper 1978-79; Ron Carroll 1979-80; Ron Carroll, Dave Draper and Ken Gratton 1980-81; Bep Guidolin and Dave Draper, 1981-82; Dave Draper 1982-83 to 1983-84; Dave Draper and Bill LaForge, 1984-85; Bill LaForge 1985-86 to 1988-89; Bill LaForge and George Burnett, 1989-90; George Burnett, 1990-91 to 1991-92; Larry Marson, 1992-93; Larry Marson, Randy Hall and Chris Johnstone, 1993-94; Chris Johnstone, 1994-95 to 1995-96; Chris Johnstone and Dale Dunbar, 1996-97; Dale Dunbar, 1997-98; Paul Theriault, 1998-99; Dave MacQueen, 1999-00 to 2005-06; Peter Sidorkiewicz 2006-07 to 2007-08; Robbie Ftorek 2007-08 to 2012-13, Kris Knoblauch 2012-13 to date.

2015-16 TEAM RECORD

Overall Record:	52	15	1	0	vs. Barrie	2	0	0	0
Home Record:	25	8	1	0	vs. Flint	2	2	0	0
Road Record:	27	7	0	0	vs. Guelph	6	0	0	0
Overtime Record:	4	1			vs. Hamilton	2	0	0	0
					vs. Kingston	1	0	1	0
vs. East Division Opponents	9	0	1	0	vs. Kitchener	5	1	0	0
vs. Central Division Opponents	11	5	0	0	vs. London	3	3	0	0
vs. West Division Opponents	13	5	0	0	vs. Mississauga	3	1	0	0
vs. Midwest Division Opponents	19	5	0	0	vs. Niagara	4	2	0	0
					vs. North Bay	1	1	0	0
September Record	2	0	0	0	vs. Oshawa	2	0	0	0
October Record	10	1	1	0	vs. Ottawa	2	0	0	0
November Record	10	2	0	0	vs. Owen Sound	5	1	0	0
December Record	8	1	0	0	vs. Peterborough	2	0	0	0
January Record	9	3	0	0	vs. Saginaw	2	2	0	0
February Record	8	4	0	0	vs. Sarnia	4	0	0	0
March Record	5	4	0	0	vs. Sault Ste. Marie	2	0	0	0
					vs. Sudbury	1	1	0	0
Playoff Record:	8	5			vs. Windsor	3	1	0	0

FLINT FIREBIRDS

Dort Federal Event Center, 3501 Lapeer Road, Flint, MI 48503

Phone: (810) 742-2004 • Fax: (810) 744-2906

email: info@flintfirebirds.com • www.flintfirebirds.com



TEAM DIRECTORY

Governor	Rolf Nilsen
President	Costa Papista
Vice-President	Terry Christensen
General Manager	George Burnett
Asst GM and Dir. of Player Development	Joe Stefan
Head Coach	Ryan Oulahan
Associate Coach	Eric Wellwood
Assistant/Video Coach	Scott MacDonald
Goalie Coach	Stan Matwijiw
Athletic Trainer	Alex Covers
Equipment Manager	Mike Hildenbrand
Head Scout	Dave McParlan
Scouts	Joe McCann
	Mike Oliverio
	Tom Watson
Director of Business Operations	Monika Kronenberger
Dir of Community Rel. and Marketing	Susana Wight
Dir of Broadcasting and Coms.	Dominic Hennig
Academic Advisor	Nathan Riek
Head Team Physician	Dr. James Walter, MD
Head Orthopedic Physician	Dr. Matthew C. Sardelli, MD
Team Chiropractor	Dr. Christine Hanczaryk, DC
Club Dentist	Dr. Mark Knight, DDS



Rolf Nilsen



George Burnett



Ryan Oulahan

TEAM INFORMATION

Home Arena	Dort Federal Event Center		
Dimensions of Rink	200x85	Capacity	4,400
Box Office Phone	(810) 744-0580	Arena Phone	(810) 744-0580
Press Box	(810) 519-9347		
Team Colours	Navy Blue, White, Orange and Silver		



Ty Dellandrea

FRANCHISE RECORD

See page 121 for complete franchise records

SEASON	NAME	GP	W	L	T	OL/SL	PTS	GF	GA	FINISH
2015-16	Flint Firebirds	68	20	42	4	2	46	184	279	5th (West)
2014-15	Plymouth Whalers	68	23	38	7	7	53	195	255	4th (West)
2013-14	Plymouth Whalers	68	28	33	0	7	63	187	238	4th (West)
2012-13	Plymouth Whalers	68	42	17	9	9	93	292	202	1st (West)
2011-12	Plymouth Whalers	68	47	18	3	97	279	205	1st (West)	
2010-11	Plymouth Whalers	68	36	26	6	78	249	219	3rd (West)	
2009-10	Plymouth Whalers	68	38	27	3	79	245	201	2nd (West)	
2008-09	Plymouth Whalers	68	37	26	5	79	253	244	3rd (West)	
2007-08	Plymouth Whalers	68	34	28	6	74	228	223	5th (West)	
2006-07	Plymouth Whalers	68	49	14	5	103	299	173	1st (West)	
2005-06	Plymouth Whalers	68	35	28	5	75	227	225	1st (West)	
2004-05	Plymouth Whalers	68	30	29	6	3	69	198	204	2nd (West)
2003-04	Plymouth Whalers	68	32	24	9	3	76	220	204	2nd (West)
2002-03	Plymouth Whalers	68	43	14	9	2	97	259	174	1st (West)
2001-02	Plymouth Whalers	68	39	15	12	2	92	249	166	1st (West)
2000-01	Plymouth Whalers	68	43	15	5	5	96	253	162	1st (West)
1999-00	Plymouth Whalers	68	45	19	4	1	95	256	172	1st (West)
1998-99	Plymouth Whalers	68	51	13	4	106	313	162	1st (West)	
1997-98	Plymouth Whalers	66	37	22	7	81	279	223	2nd (West)	
Franchise Totals		1,752	932	656	91	74	2,029	6,660	5,899	Pct. .579

TEAM RECORDS

SEASON

Team		
Most Points	(1998-99)	106
Most Goals	(1992-93)	336
Most Goals Against	(1990-91)	378
Fewest Goals Against	(1998-99; 2000-01)	162
Individual		
Most Goals	Chad LaRose (2002-03)	61
Most Assists	Kevin Brown (1992-93)	91
Most Points	Bob Wren (1992-93)	145
Best GAA	Robert Holsinger (1998-99)	2.08

GAME

Most Goals	5
Kevin Brown (Dec. 1, 1993 vs. Niagara Falls)	
Most Assists	6
Pat Peake (Mar. 17, 1993 vs. Windsor)	
Most Points	8
Kevin Brown (Dec. 1, 1993 vs. Niagara Falls)	
Most Powerplay Goals	3
Mark Lawrence (Sept. 21/92 at Kingston); Kevin Brown (Oct. 18/92 vs. Ottawa); Bob Wren (Feb. 18/93 vs. London); Eric Gooldy (Jan 9/99 vs. Belleville); James Wisniewski (Nov. 2/02 vs. London); Tom Sestito (Feb. 2/07 vs. Erie)	
Most Shorthanded Goals	2
Sean Haggerty (3 times), Mark Cadotte (Sept. 26, 1997 vs. London)	
Fastest Opening Goal	0:07
Jamie Devane (Mar. 18, 2011 at Kitchener)	
Fastest Period Goal	0:07
Jamie Devane (Mar. 18, 2011 at Kitchener)	
Fastest Two Goals by One Player	0:08
Pat Barton (March 5, 1992 at Windsor - 3rd period)	

Fastest Three Goals by One Player 2:23
Justin Williams (Feb. 5, 2000 vs. Guelph - 1st period)

INDIVIDUAL GAME RECORDS – 2015-16

Most Goals	3
Will Bitten (Nov. 22, 2015 vs. Erie, Oct. 10, 2015 vs. Sarnia)	
Most Assists	4
Will Bitten (Oct. 16, 2015 vs. Ottawa)	
Most Points	4
Will Bitten (Oct. 16, 2015 vs. Ottawa)	
Most Power-Play Goals	2
Vili Saarijavi (Oct. 16, 2015 vs. Ottawa)	
Most Shorthanded Goals	1
Will Bitten (Mar. 10, 2016 at Niagara), Nicholas Caamano (Sep. 24, 2015 at Saginaw), Ryan Moore (Oct. 22, 2015 at Barrie)	
Fastest Opening Goal	0:33
Nicholas Caamano (Nov. 13, 2015 vs. Sarnia)	
Fastest Period Goal	0:12
Connor Chatham (Oct. 7, 2015 at Sault Ste. Marie)	
Fastest Two Goals by One Player	2:52
Francesco Vilardi (Feb. 3, 2016 at Saginaw)	
Fastest Three Goals by One Player	35:49
Will Bitten (Nov. 22, 2015 vs. Erie)	
Longest Point Scoring Streak (Games)	6
Will Bitten (Nov. 6, 2015 to Nov. 20, 2015. 3G, 3A) Ryan Moore (Nov. 6, 2015 to Nov. 20, 2015. 4G, 4A)	
Longest Goal Scoring Streak (Games)	3
Will Bitten (Mar. 6, 2016 to Mar. 10, 2016. 3G, 3A) Nicholas Caamano (Nov. 7, 2015 to Nov. 13, 2015. 3G, 3A) Cullen Mercer (Dec. 3, 2015 to Dec. 5, 2015. 3G, 3A) Ryan Moore (Nov. 13, 2015 to Nov. 20, 2015. 3G, 3A) Will Bitten (Nov. 6, 2015 to Nov. 8, 2015. 3G, 3A)	

FLINT FIREBIRDS

2016 OHL PRIORITY SELECTIONS

RD	NO	NAME	2015-16 CLUB	POS	HT	WT	BIRTHDATE
1	5	Ty Dellandrea	Central Ontario Wolves	C	6.00	167	July 21, 2000
2	22	Hunter Holmes	Niagara North Stars	C	6.00	168	January 25, 2000
2	23	Dennis Busby	Barrie Jr. Colts	RD	5.10	169	January 6, 2000
2	41	Jack Wismer	Hamilton Jr. Bulldogs	RW	6.01	186	February 24, 2000
3	48	Ryan Littlejohn	Mississauga Rebels	LW	6.01	188	February 11, 2000
6	104	Braydon Leeking	Central Ontario Wolves	C	6.03	185	February 28, 2000
7	124	Joel Farabee	South Kent School	LW	5.10	147	February 25, 2000
8	144	Alex Jerome	Hamilton Jr. Bulldogs	LD	5.11	170	January 4, 2000
9	164	Eric Uba	Kitchener Jr. Rangers	C	5.09	183	December 17, 2000
10	184	Curtis Hall	Cleveland Barons 16U	C	6.00	178	April 26, 2000
13	244	Owen Smith	Central Ontario Wolves	RW	5.11	157	December 25, 2000
14	264	Jack Babbage	Don Mills Flyers	LD	5.11	169	August 30, 2000
15	284	Ty Glover	Elgin-Middlesex Chiefs	C	5.07	141	October 1, 2000
15	300	Evan Morrison	Quinte Red Devils	G	5.08	128	March 24, 2000

CHL Import Draft

1	8	Michal Steinocher	Slavia Praha Jr. B	LD	6.05	185	December 2, 1999
2	68	Kristian Vesalainen	Vastra Frolunda HC Jr.	LW	6.04	202	June 1, 1999

HEAD COACH

Ryan Oulahan

Born: March 26, 1985; Newmarket, ON

Coaching Record

Year	Club	GP	W	L	T	OTL	PTS	Finish
No OHL Coaching Record								

Coaching History

Andy Weidenbach 1990-91; Andy Weidenbach and Jim Rutherford 1991-92; Tom Webster 1992-93; Paul Maurice 1993-94 to 1994-95; Pete DeBoer 1995-96 to 2000-01; Mike Vellucci 2001-02 to 2007-08; Greg Stefan 2007-08 to 2008-09; Mike Vellucci 2008-09 to 2013-14; Don Elland 2014-15; John Gruden 2015-16; Ryan Oulahan 2016-17 to date.

2015-16 TEAM RECORD

	W	L	OTL	SL		W	L	OTL	SL
Overall Record:	20	42	4	2	vs. Barrie	0	2	0	0
Home Record:	8	21	4	1	vs. Erie	2	1	0	1
Road Record:	12	21	0	1	vs. Guelph	1	3	0	0
Overtime Record:	5	5			vs. Hamilton	0	1	1	0
vs. East Division Opponents	3	6	1	0	vs. Kingston	0	2	0	0
vs. Central Division Opponents	2	6	2	0	vs. Kitchener	1	3	0	0
vs. West Division Opponents	11	15	1	1	vs. London	0	4	0	0
vs. Midwest Division Opponents	4	15	0	1	vs. Mississauga	1	1	0	0
September Record	2	1	0	0	vs. Niagara	0	1	1	0
October Record	3	7	0	1	vs. North Bay	0	2	0	0
November Record	7	3	1	0	vs. Oshawa	2	0	0	0
December Record	2	5	1	1	vs. Ottawa	1	1	0	0
January Record	0	12	1	0	vs. Owen Sound	0	4	0	0
February Record	4	7	1	0	vs. Peterborough	0	2	0	0
March Record	2	7	0	0	vs. Saginaw	5	2	0	1
					vs. Sarnia	4	4	0	0
					vs. Sault Ste. Marie	1	4	1	0
					vs. Sudbury	1	0	1	0
					vs. Windsor	1	5	0	0

GUELPH STORM

55 Wyndham Street North, Second Floor, Guelph, Ontario N1H 7T8

Phone: 519.837.9690 • Fax: 519.837.9692

info@guelphstorm.com • www.guelphstorm.com



TEAM DIRECTORY

Governor

President

Vice-President and General Manager

Head Coach

Assistant Coaches

Goaltending Coach

Strength and Conditioning Coaches

Strength and Conditioning Facility

Skating Coach

Athletic Therapist

Equipment Manager

Assistant Equipment Manager

Head Scout

Coordinator of Player Development

Scouting Coordinator

Scouts

Director of Business Operations

Office / Box Office Manager

Community Relations Coordinator

Media Relations Coordinator

Assistant to the GM/Brand Manager

Coordinator of Game Day and Retail

Academic Advisor

Club Physician

Mental Skills Coach

Rick Gaetz

Rick Hoyle

Mike Kelly

Jarrold Skalde

Todd Harvey, Luca Caputi

Matt Smith

Wayne Burke, Adam Martin

Pursuit Athletic Centre

Barb Underhill

Chad Drown

Russ Hammond

Doug Robertson

Chris McCleary

Regan Stocco

Bob Kapustik

Cliff Long, Joe Grimaldi, Phil Golding,

Jim Krantz, Jim Mancuso, Bob Rivet,

Kevin Thacker, Randall Paquette

Matt Newby

Melanie Mohr

Steph Coratti

Kyle Cormier

Phil Golding

Molly Cressman

Coleen Driscoll

Dr. Ken McKenzie, Dr. Patti Galvin,

Dr. Paul Mendonca, Dr. Ian McPhee,

Dr. Anthony Bier

Dr. Ashwin Patel



Rick Gaetz



Mike Kelly



Jarrold Skalde



Ryan Merkley

TEAM INFORMATION

Home Arena	Sleeman Centre	Capacity	4,715 (4,981 w/ standing)
Dimensions of Rink	200' x 85'	Arena Phone	519.822.4900
Arena Manager	Rich Grau	Box Office	519.837.9690 x 102/3
Team Colours	Crimson and White	Press Box	Enter Gate 1
Training Camp	Sleeman Centre		or Pass Holders Gate
Affiliated Team	Guelph Hurricanes Jr. B	Manager	Rob Kirk

GUELPH STORM

FRANCHISE RECORD

See page 122 for complete franchise records

SEASON	NAME	GP	W	L	OTL	SL	PTS	GF	GA	FINISH
2015-16	Guelph Storm	68	13	49	4	2	32	156	297	5th (Midwest)
2014-15	Guelph Storm	68	38	26	2	2	80	237	237	3rd (Midwest)
2013-14	Guelph Storm	68	52	12	2	2	108	340	191	1st (Midwest)
2012-13	Guelph Storm	68	39	23	2	4	84	253	210	4th (Midwest)
2011-12	Guelph Storm	68	31	31		6	68	234	238	4th (Midwest)
2010-11	Guelph Storm	68	34	27		7	75	249	258	4th (Midwest)
2009-10	Guelph Storm	68	35	29	4	7	74	242	255	3rd (Midwest)
2008-09	Guelph Storm	68	35	26		7	77	226	209	2nd (Midwest)
2007-08	Guelph Storm	68	34	25		9	77	213	187	3rd (Midwest)
2006-07	Guelph Storm	68	33	23		12	78	215	200	3rd (Midwest)
2005-06	Guelph Storm	68	40	24		4	84	232	206	3rd (Midwest)
2004-05	Guelph Storm	68	23	34	10	1	57	167	189	5th (Midwest)
2003-04	Guelph Storm	68	49	14	5	0	103	276	182	2nd (Midwest)
2002-03	Guelph Storm	68	29	28	9	2	69	217	208	3rd (Midwest)
2001-02	Guelph Storm	68	37	23	7	1	82	264	235	2nd (Midwest)
2000-01	Guelph Storm	68	34	23	9	2	79	227	205	2nd (Midwest)
1999-00	Guelph Storm	68	29	35	4	1	63	250	256	4th (Midwest)
1998-99	Guelph Storm	68	44	22	2		90	300	218	1st (Midwest)
1997-98	Guelph Storm	66	42	18	6		90	263	189	1st (Central)
1996-97	Guelph Storm	66	35	25	6		76	300	251	2nd (Central)
1995-96	Guelph Storm	66	45	16	5		95	297	186	1st (Central)
1994-95	Guelph Storm	66	47	14	5		99	330	200	1st (Central)
1993-94	Guelph Storm	66	32	28	6		70	323	290	3rd (Emms)
1992-93	Guelph Storm	66	27	33	6		60	298	360	7th (Emms)
1991-92	Guelph Storm	66	4	51	11		19	235	435	8th (Emms)
Franchise Totals		4,104	2,047	1,652	340	66	4,502	17,463	16,074	Pct. .548

TEAM RECORDS

SEASON

Team		
Most Points	(2013-14)	108
Most Goals	(1974-75)	469
Most Goals Against	(1991-92)	435
Fewest Goals Against	(1995-96)	186
Individual		
Most Goals	Steve Shutt (1970-71)	70
Most Assists	Bruce Boudreau (1974-75)	97
Most Points	Bruce Boudreau (1974-75)	165
Best G.A.A.	Thomas McCallum (2007-08)	2.39

GAME

Most Goals	6
Mario Simioni (Oct 17, 1982 vs Guelph), Garry Lacey (Jan 15, 1984 vs Kingston), Steve Thomas (Mar 11, 1984 vs Kingston), Jack MacKeigan (Jan 4, 1986 vs Ottawa)	
Most Assists	7
Tim Armstrong (Jan 4, 1986 vs Ottawa)	
Most Points	10
Steve Thomas (Mar 11, 1984 vs Kingston)	
Most Powerplay Goals	3
Todd Bidner (Dec 10, '80 vs Oshawa), Jeff Triano (Oct 10, '82 at Kingston), Jeff Bes (Nov 27, '91 vs Sault Ste. Marie), Jamie Wright (Sep 29, '94 vs Kitchener), Brian Willisie (Sep 27, '96 vs Oshawa), Colt King (Oct. 15, '00 at Mississauga), Brandon Buck (Jan. 2, '08 at Erie), Drew Doughty (Sep. 30, '07 vs London)	
Most Shorthanded Goals	2
7 times.	
Fastest Opening Goal	0:09
Sylvain Cloutier (Feb 26, 1992 at Owen Sound)	
Jamie Wright (Mar 18, 1994 at London)	
Fastest Period Goal	0:09
John Tonelli (Nov 17, '74 at Sault Ste. Marie), Mario Simioni (Dec 13, '81 vs Kitchener), Yvon Corriveau (Mar 8, '86 vs Ottawa), Jamie Wright (Oct 6, '95 vs Detroit)	

Fastest Two Goals by One Player 0:05

Bruce Boudreau (Feb 16, 1975 vs Peterborough - 2nd period)

Fastest Three Goals by One Player 0:39

Mark Napier (Dec 15, 1974 vs Oshawa - 3rd period)

INDIVIDUAL GAME RECORDS — 2015-16

Most Goals	3
Givani Smith (Nov. 1, 2015 at Kitchener), James McEwan (Jan. 3, 2016 vs Kitchener)	
Most Assists	3
Jacob Harris (Jan. 3, 2016 vs Kitchener), Luke Burghardt (Mar. 19, 2016 at Flint), Tyler Hill (Nov. 13, 2015 at London)	
Most Points	3
14 times	
Most Power-Play Goals	2
Givani Smith (Jan. 21, 2016 at North Bay)	
Most Shorthanded Goals	1
12 times	
Fastest Opening Goal	0:48
Luke Burghardt (Feb. 6, 2016 at Owen Sound)	
Fastest Period Goal	0:29
Nicolas Sicaly (Feb. 5, 2016 vs Saginaw)	
Fastest Two Goals by One Player	7:02
Liam Stevens (Dec. 31, 2015 at Peterborough)	
Fastest Three Goals by One Player	20:51
Givani Smith (Nov. 1, 2015 at Kitchener)	
Longest Point Scoring Streak (Games)	7
Garrett McFadden (Dec. 18, 2015 to Jan. 8, 2016. 2G, 2A)	
Longest Goal Scoring Streak (Games)	3
Luke Burghardt (Jan. 10, 2016 to Jan. 15, 2016. 3G, 3A and Feb. 5, 2016 to Feb. 12, 2016. 3G, 3A), Givani Smith (Jan. 3, 2016 to Jan. 9, 2016. 5G, 5A and Jan. 15, 2016 to Jan. 21, 2016. 4G, 4A), James McEwan (Jan. 3, 2016 to Jan. 9, 2016. 5G, 5A)	

2016 OHL PRIORITY SELECTIONS

RD	NO	NAME	2015-16 CLUB	POS	HT	WT	BIRTHDATE
1	1	Ryan Merkley	Toronto Jr. Canadiens	RD	5.11	156	August 14, 2000
2	28	Cameron Hillis	York-Simcoe Express	C	5.08	144	June 24, 2000
3	42	Luke Mancada	Toronto Red Wings	C	6.01	196	May 29, 2000
4	77	Teth Burles	Mississauga Rebels	RW	5.07	164	April 22, 2000
5	82	Mitchell Doyle	Clarington Taros	RD	6.00	167	May 4, 2000
6	102	Keegan Stevenson	Soo Thunderbirds Midget	LW	5.11	166	December 31, 2000
6	120	Barret Kirwin	Barrie Jr. Colts	C	5.08	176	February 18, 2000
7	122	Nico Daws	Burlington Eagles	G	6.04	205	December 22, 2000
7	125	Phillippe Lapointe	Chicago Mission 16U	RW	5.10	174	February 29, 2000
8	142	William Mackinnon	Detroit HoneyBaked 16U	LD	5.10	185	April 13, 2000
9	162	John Beaton	Kemptville 73s Midget	C	5.10	160	October 31, 2000
10	197	Ryan Boon	Toronto Jr. Canadiens	LD	5.08	151	February 22, 2000
11	202	Richard Ledek	New York Aviators HC 16U	G	6.02	170	May 17, 2000
12	222	Matt Bridgwater	Hamilton Jr. Bulldogs	LW	6.01	176	February 25, 2000
13	242	Rewdy Scott	Cambridge Hawks	C	6.01	175	February 12, 2000

CHL Import Draft

1	2	Dmitri Samorukov	Moscow CSKA Red Army	LD	6.00	159	June 16, 1999
2	62	Albert Michnac	Sparta Praha Jr. B	LW	5.10	163	October 18, 1998

HEAD COACH

Jarrold Skalde

Born: February 26, 1971; Niagara Falls, ON

Coaching Record

Year	Club	GP	W	L	T	OTL	SL	PTS	Finish
2015-16	Guelph Storm	36	10	22	0	4	-	26	-

Coaching History

Ron Ivany, Mike Kelly and Bill LaForge, 1991-92; John Lovell, 1992-93 to 1993-94; Craig Hartsburg 1994-95; E.J. McGuire 1995-96 to 1996-97; George Burnett 1997-98; Geoff Ward, 1998-99; Paul Gillis, 1999-00; Jeff Jackson, 2000-01 to 2001-02; Jeff Jackson and Shawn Camp 2002-03, Shawn Camp 2003-04, Dave Barr 2004-05 to 2007-08; Jason Brooks 2008-09 to 2010-11; Scott Walker 2010-11 to 2013-14; Scott Walker and Bill Stewart 2014-15; Bill Stewart and Jarrold Skalde 2015-16; Jarrold Skalde 2016-17 to date.

2015-16 TEAM RECORD

	W	L	OTL	SL		W	L	OTL	SL
Overall Record:	13	49	4	2	vs. Barrie	1	1	0	0
Home Record:	9	23	1	1	vs. Erie	0	5	1	0
Road Record:	4	26	3	1	vs. Flint	3	1	0	0
Overtime Record:	0	5			vs. Hamilton	0	2	0	0
					vs. Kingston	0	2	0	0
vs. East Division Opponents	1	8	0	1	vs. Kitchener	1	7	0	0
vs. Central Division Opponents	2	6	1	1	vs. London	1	4	1	0
vs. West Division Opponents	5	15	0	0	vs. Mississauga	1	1	0	0
vs. Midwest Division Opponents	5	20	3	0	vs. Niagara	0	2	0	0
					vs. North Bay	0	1	1	0
September Record	0	1	1	0	vs. Oshawa	0	2	0	0
October Record	1	10	0	0	vs. Ottawa	0	2	0	0
November Record	1	10	0	0	vs. Owen Sound	3	4	1	0
December Record	2	6	2	0	vs. Peterborough	1	0	0	1
January Record	6	4	1	2	vs. Saginaw	2	2	0	0
February Record	2	10	0	0	vs. Sarnia	0	4	0	0
March Record	1	8	0	0	vs. Sault Ste. Marie	0	4	0	0
					vs. Sudbury	0	1	0	1
					vs. Windsor	0	4	0	0

HAMILTON BULLDOGS

FirstOntario Centre, 101 York Boulevard, Hamilton, ON L8R 3L4
Phone: 905.529.8500 • Fax: 905.777.2360
email: info@hamiltonbulldogs.com • www.hamiltonbulldogs.com



TEAM DIRECTORY

Owner
Minority Owner
President and General Manager
Head Coach
Assistant GM/Associate Coach
Assistant Coaches

Goaltending Coach
Video Coach
Athletic Therapist
Director of Sports Science
Strength & Conditioning Coach
Equipment Manager
Assistant Equipment Manager
Director of Player Personnel
Head Scout
Scouts

Sr. Director of Operations
Sr. Director of Business Development
Controller
Accounting Clerk
Communications Coord./Play-by-play
Academic Advisor
Team Doctor
Team Dentist

Michael Andlauer
Gord Simmonds
Steve Staios
John Gruden
Troy Smith
Ron Wilson
Vince Laise
Nick Grainger
John Canario
J.P. Laciak
Matt Nichol
Jonathan Brown
Kasey LaMorre
Kyle Nicholson
Matt Turek
Dave Gray
Trevor Gallant, Bob Marshall,
Paul Beraldo, Jimmy McGroarty,
Justin Collins, Kevin Gould
Peggy Chapman
Jeff Elia
Stefano Reale
Dawna Ebert
Stew Kernan
Sean Nicholson
Dr. Robinson
Dr. Chithalen



Michael Andlauer



Steve Staios



John Gruden

TEAM INFORMATION

Home Arena:	FirstOntario Centre	Capacity:	17,383
Dimensions:	200x85		
Box Office Phone:	905.546.4040	Arena Phone:	905.564.2601
Arena Manager:	Scott Warren		
Press Box Location:	4th floor across the catwalk		
Media Room:	Beside main media/security entrance		
Team Colours:	Black and Gold	Training Camp:	FirstOntario Centre
Affiliated Team:	Ancaster Avalanche		



Connor Roberts

FRANCHISE RECORD

See page 123 for complete franchise records

SEASON	NAME	GP	W	L	OTL	SL	PTS	GF	GA	FINISH
2015-16	Hamilton Bulldogs	68	25	35	8	0	58	197	260	5th (East)
2014-15	Belleville Bulls	68	27	33	3	5	62	203	246	4th (East)
2013-14	Belleville Bulls	68	23	38	4	3	53	206	285	4th (East)
2012-13	Belleville Bulls	68	44	16	5	3	96	228	167	1st (East)
2011-12	Belleville Bulls	68	35	32	1	7	71	200	221	2nd (East)
2010-11	Belleville Bulls	68	21	43	4	4	46	175	272	4th (East)
2009-10	Belleville Bulls	68	20	40	8	4	48	189	263	5th (East)
2008-09	Belleville Bulls	68	47	17	4	9	88	258	176	1st (East)
2007-08	Belleville Bulls	68	48	14	6	10	102	280	175	1st (East)
2006-07	Belleville Bulls	68	39	24	5	8	83	260	227	1st (East)
2005-06	Belleville Bulls	68	32	28	8	7	72	202	225	3rd (East)
2004-05	Belleville Bulls	68	29	29	6	4	68	176	208	3rd (East)
2003-04	Belleville Bulls	68	15	44	8	1	39	172	279	5th (East)
2002-03	Belleville Bulls	68	33	27	6	2	74	195	200	3rd (East)
2001-02	Belleville Bulls	68	39	23	4	2	84	279	218	1st (East)
2000-01	Belleville Bulls	68	37	23	5	3	82	275	224	1st (East)
1999-00	Belleville Bulls	68	44	22	2	9	90	319	227	2nd (East)
1998-99	Belleville Bulls	68	39	22	7	8	85	334	246	2nd (East)
1997-98	Belleville Bulls	66	41	22	3	8	85	315	239	2nd (East)
1996-97	Belleville Bulls	66	22	37	7	5	23	235	278	5th (East)
1995-96	Belleville Bulls	66	35	26	5	7	75	300	250	3rd (East)
1994-95	Belleville Bulls	66	32	31	3	6	79	295	287	4th (East)
1993-94	Belleville Bulls	66	32	28	6	7	70	303	264	4th (Leyden)
1992-93	Belleville Bulls	66	21	34	11	5	53	280	315	6th (Leyden)
1991-92	Belleville Bulls	66	27	27	12	6	66	314	293	6th (Leyden)
Franchise Totals		2,356	1,136	1,032	129	59	2,460	9,332	9,024	Pct. .522

TEAM RECORDS

SEASON

Team		
Most Points	(2007-08)	102
Most Goals	(1984-85)	390
Most Goals Against	(1986-87)	347
Fewest Goals Against	(2007-08)	175

Individual

Most Goals	Dave MacLean (1984-85)	64
	Randy Rowe (2000-01)	
Most Assists	Dave MacLean (1984-85)	90
Most Points	Dave MacLean (1984-85)	154
Best G.A.A.	Mike Murphy (2008-09)	2.08

GAME

Most Goals	5
Brent Gretzky (Jan. 7, 1992 at Sudbury), Joe Coombs (Jan. 26, 1996 at Kingston)	
Most Assists	7
Brad Gratton (Jan. 9, 1987 vs. Ottawa)	
Most Points	8
Dan Quinn (Jan. 8, 1983 vs. Guelph); Jason Lafreniere (Dec. 11, 1985 vs. London); Brad Gratton (Jan. 9, 1987 vs. Ottawa); Jason Spezza (Feb. 9, 2002 vs. London and March 9, 2002 vs. Toronto)	
Most Powerplay Goals	4
Jonathan Cheechoo (Feb. 26, 2000 vs. Oshawa)	
Most Shorthanded Goals	2
7 times	
Fastest Opening Goal	0:07
Mike Savage (Jan. 1, 1984 vs. Kingston)	
Fastest Period Goal	0:06
Matt Beleskey (Oct. 7, 2006 vs Kingston)	
Fastest Two Goals by One Player	0:07
Stan Drulia (Nov. 17, 1985 at Toronto - 1st period)	

Fastest Three Goals by One Player

5:30 Jarret Reid (Jan. 28, 1994 at Oshawa)

INDIVIDUAL GAME RECORDS — 2015-16

Most Goals	3
Matt Luff (Feb. 15, 2016 vs Kitchener), Stephen Harper (Nov. 6, 2015 at Oshawa), Trent Fox (Oct. 12, 2015 vs London, Dec. 11, 2015 vs Peterborough)	
Most Assists	4
Mason Marchment (Oct. 12, 2015 vs London)	
Most Points	5
Stephen Harper (Dec. 4, 2015 at Guelph)	
Most Power-Play Goals	1
43 times	
Most Shorthanded Goals	1
7 times	
Fastest Opening Goal	0:17
Trent Fox (Feb. 28, 2016 vs Saginaw)	
Fastest Period Goal	0:13
Matt Luff (Feb. 6, 2016 vs Kingston)	
Fastest Two Goals by One Player	0:22
Matt Luff (Feb. 11, 2016 at Barrie)	
Fastest Three Goals by One Player	18:41
Matt Luff (Feb. 15, 2016 vs Kitchener)	
Longest Point Scoring Streak (Games)	11
Stephen Harper (Sep. 25, 2015 to Oct. 25, 2015. 8G, 8A)	
Longest Goal Scoring Streak (Games)	4
Matt Luff (Dec. 4, 2015 to Dec. 12, 2015. 4G, 4A, Mar. 12, 2016 to Mar. 19, 2016. 4G, 4A, Feb. 5, 2016 to Feb. 11, 2016. 7G, 7A), Niki Petti (Jan. 3, 2016 to Jan. 9, 2016. 4G, 4A), Trent Fox (Jan. 31, 2016 to Feb. 6, 2016. 5G, 5A)	

HAMILTON BULLDOGS

2016 OHL PRIORITY SELECTIONS

RD	NO	NAME	2015-16 CLUB	POS	HT	WT	BIRTHDATE
1	3	Connor Roberts	Grey-Bruce Highlanders	C	6.03	205	February 22, 2000
2	39	D.J. King	Mississauga Rebels	LD	6.03	213	August 7, 2000
3	45	Riley McCourt	Niagara North Stars	LD	5.11	172	June 26, 2000
3	55	Jacob Pivonka	Chicago Mission 16U	C	5.11	186	February 28, 2000
4	81	Jake Murray	Elgin-Middlesex Chiefs	C	5.08	141	April 20, 2000
6	105	Derek Seguin	Hamilton Huskies	C	5.10	160	April 13, 2000
7	126	Tanner Sheppard	Hamilton Jr. Bulldogs	G	6.03	214	May 4, 2000
7	138	Tyler Spott	Toronto Marlboros	LD	5.09	150	June 17, 2000
9	165	Brian Bygrave	Kanata Lasers Midget	C	6.01	177	March 29, 2000
10	185	Dylan D'Agostino	North Bay Trappers Midget	C	5.11	166	July 22, 2000
11	205	Hunter Nofs	Oakland Jr. Grizzlies 15U	C/RW	5.09	178	January 28, 2000
12	225	Trevor LeDonne	Hamilton Jr. Bulldogs	LD	5.11	189	February 27, 2000
13	245	Kyle Fisher	London Knights	C	5.06	139	January 11, 2000
14	265	Sean Blimkie	Whitby Wildcats	LD	6.01	161	February 7, 2000
15	285	Evan McIntyre	Mississauga Rebels	RD	5.08	143	October 17, 2000
15	287	James Waldron	Whitby Wildcats	C	5.11	162	May 30, 2000
CHL Import Draft							
1	11	Marian Studenic	Skalica Jr.	C	5.11	165	October 28, 1998

HEAD COACH

John Gruden

Born: June 4, 1970; Virginia, MN

Coaching Record

Year	Club	GP	W	L	OTL	SL	PTS	Finish
2015-16	Flint Firebirds	53	16	31	6	0	38	-

Coaching History Larry Mavety 1981-82 to 1987-88, Danny Flynn 1988-89 to 1989-90, Shawn MacKenzie 1990 (playoffs), Larry Mavety 1990-91 to 1996-97, Lou Crawford 1997-98 to 1999-00; Jim Hulton 2000-01 to 2002-03, James Boyd 2003-04, George Burnett 2004-05 to 2015-16; John Gruden 2016-17 to date.

2015-16 TEAM RECORD

	W	L	OTL	SL		W	L	OTL	SL
Overall Record:	25	35	8	0	vs. Barrie	2	2	0	0
Home Record:	15	12	7	0	vs. Erie	0	2	0	0
Road Record:	10	23	1	0	vs. Flint	2	0	0	0
Overtime Record:	7	8			vs. Guelph	2	0	0	0
					vs. Kingston	2	1	3	0
vs. East Division Opponents	6	13	5	0	vs. Kitchener	1	1	0	0
vs. Central Division Opponents	11	11	2	0	vs. London	0	2	0	0
vs. West Division Opponents	4	5	1	0	vs. Mississauga	1	5	0	0
vs. Midwest Division Opponents	4	6	0	0	vs. Niagara	4	1	1	0
					vs. North Bay	1	2	1	0
September Record	1	1	0	0	vs. Oshawa	1	5	0	0
October Record	5	7	0	0	vs. Ottawa	2	4	0	0
November Record	3	8	1	0	vs. Owen Sound	1	1	0	0
December Record	5	2	2	0	vs. Peterborough	1	3	2	0
January Record	4	8	1	0	vs. Saginaw	0	1	1	0
February Record	4	5	4	0	vs. Sarnia	1	1	0	0
March Record	3	4	0	0	vs. Sault Ste. Marie	1	1	0	0
					vs. Sudbury	3	1	0	0
					vs. Windsor	0	2	0	0

KINGSTON FRONTENACS

1 The Tragically Hip Way, Kingston, Ontario K7K 0B4
Phone: 613.542.4042 • Fax: 613.542.2834
info@kingstonfrontenacs.com • www.kingstonfrontenacs.com



TEAM DIRECTORY

President and Governor
General Manager
Head Coach
Asst. GM / Director of Hockey Ops.
Assistant Coach
Goaltender Coach
Skills and Development Coach
Athletic Therapist
Assistant Athletic Therapist
Equipment Manager
Assistant Equipment Manager
Head Scout
Director of Player Development
Scouts

Executive Director of Business Ops.
Mgr of Partnerships and Game Ops.
Manager of Ticket Sales
Administration & Merchandise
Sr. Coord. of Marketing and Game Ops.
Inside Sales Coordinator
Group Sales Coordinator
Corporate Sales Coordinator
Academic Advisors
Club Physician
Club Dentist

Douglas Springer
Doug Gilmour
Paul McFarland
Darren Keily
Jason Supryka
Dave Franco
Chris Longo
Ryan Bennett
Chris Wilson
Chris Cook
Kevin Walker
Jeff McKercher
Craig Nelson
Dick Cherry, Jason Maleyko,
Beau Moyer, Aaron Van Leusen
Brock Wilson, Adam Dewan,
Jack Walchessen, Dan McDonald
Justin Chenier
Chelsea McDermott
Tim Hughes
Brenda Mavety
Adam Smith
Melinda Mousseau
Jessica Findlay
Michael LeClair
Mike Hamilton, Kim Hulton
Dr. Jen Hacking
Dr. I.A. Cameron



Douglas Springer




Doug Gilmour



Paul McFarland

TEAM INFORMATION

Home Arena	Rogers K-Rock Centre	Capacity	5,614
Dimensions	200' x 85'		
Arena Manager	Lynn Carlotto	Arena Phone	613-650-5000
Media Box	400 Level behind section 112		
Media Room	400 Level behind section 107		
Team Colours	Black, Gold, White	Training Camp	Rogers K-Rock Centre
Affiliate Team	Kingston Voyageurs Jr. A	Manager	Denis Duchesne



Nathan Dunkley

KINGSTON FRONTENACS

FRANCHISE RECORD

See page 123 for complete franchise records

SEASON	NAME	GP	W	L	OTL	SL	PTS	GF	GA	FINISH
2015-16	Kingston Frontenacs	68	46	17	3	2	97	252	189	1st (East)
2014-15	Kingston Frontenacs	68	32	28	5	3	72	196	197	3rd (East)
2013-14	Kingston Frontenacs	68	39	23	3	3	84	301	255	2nd (East)
2012-13	Kingston Frontenacs	68	27	35	3	3	60	217	273	3rd (East)
2011-12	Kingston Frontenacs	68	19	41		8	46	188	290	5th (East)
2010-11	Kingston Frontenacs	68	29	30	4	5	67	245	279	3rd (East)
2009-10	Kingston Frontenacs	68	33	30		5	71	229	251	2nd (East)
2008-09	Kingston Frontenacs	68	18	40		10	46	200	278	5th (East)
2007-08	Kingston Frontenacs	68	25	41		2	52	227	312	5th (East)
2006-07	Kingston Frontenacs	68	31	30		7	69	269	284	3rd (East)
2005-06	Kingston Frontenacs	68	37	24		7	81	258	237	2nd (East)
2004-05	Kingston Frontenacs	68	28	33	4	3	63	219	242	4th (East)
2003-04	Kingston Frontenacs	68	30	28	7	3	70	210	221	2nd (East)
2002-03	Kingston Frontenacs	68	25	37	2	4	56	222	287	5th (East)
2001-02	Kingston Frontenacs	68	18	37	9	4	49	197	272	5th (East)
2000-01	Kingston Frontenacs	68	28	28	11	1	68	232	218	4th (East)
1999-00	Kingston Frontenacs	68	38	25	5	3	84	258	245	3rd (East)
1998-99	Kingston Frontenacs	68	22	42	4		48	240	320	5th (East)
1997-98	Kingston Frontenacs	66	35	27	4		74	330	275	3rd (East)
1996-97	Kingston Frontenacs	66	25	35	6		56	257	277	4th (East)
1995-96	Kingston Frontenacs	66	29	31	6		64	266	267	5th (East)
1994-95	Kingston Frontenacs	66	40	19	7		87	284	224	1st (East)
1993-94	Kingston Frontenacs	66	30	28	8		68	265	259	5th (Leyden)
1992-93	Kingston Frontenacs	66	36	19	11		83	314	265	2nd (Leyden)
1991-92	Kingston Frontenacs	66	16	44	6		38	241	316	8th (Leyden)
Franchise Totals		2,900	1,226	1,414	190	73	2,715	11,397	12,462	Pct. .468

TEAM RECORDS

SEASON

Team		
Most Points	(2015-16)	97
Most Goals	(1975-76)	357
Most Goals Against	(1987-88)	432
Fewest Goals Against	(2015-16)	189
Individual		
Most Goals	Bernie Nicholls (1980-81)	63
Most Assists	Tim Salmon (1983-84)	100
Most Points	Bernie Nicholls (1980-81)	152
Best G.A.A.	Lucas Peressini (2014-15)	2.32

GAME

Most Goals	6
Kevin Conway (Feb 3, 1983 vs Belleville)	
Most Assists	7
Mike O'Connell (Nov 7, 1974 vs Hamilton)	
Most Points	8
Scott Howson (Nov 25, 1979 vs Kitchener)	
Most Powerplay Goals	4
Kevin Conway (Feb 3, 1983 vs Belleville)	
Most Shorthanded Goals	2
Scott Howson (Jan 9, 1979 at Ottawa), Greg Clancy (Jan 22, 1993 vs Newmarket), Steve Parson (Feb 18, 1994 vs Oshawa), Andrew Ianiero (Jan. 8, 2000 vs. Barrie)	
Fastest Opening Goal	0:08
Jason Snow (Nov 17, 1988 vs North Bay), Chris Allen (Feb 9, 1996 vs Barrie)	
Fastest Period Goal	0:08
Colin Chauk (Dec 7, 1995 at Windsor - 3rd period)	
Fastest Two Goals by One Player	0:10
Geoff Schneider (Dec 1, 1990 vs Ottawa - 3rd period)	
Fastest Three Goals by One Player	0:28
Brad Rhiness (Nov 2, 1975 vs Windsor)	

INDIVIDUAL GAME RECORDS — 2015-16

Most Goals	3
Lawson Crouse (Mar. 5, 2016 at Flint), Jason Robertson (Dec. 11, 2015 vs S.S. Marie), Juho Lammikko (Feb. 15, 2016 vs Barrie)	
Most Assists	4
Stephen Desrocher (Mar. 9, 2016 at Oshawa)	
Most Points	5
Michael Dal Colle (Jan. 8, 2016 vs Oshawa), Spencer Watson (Feb. 5, 2016 vs Oshawa)	
Most Power-Play Goals	2
Spencer Watson (Mar. 17, 2016 at Niagara)	
Most Shorthanded Goals	1
9 times	
Fastest Opening Goal	0:21
Chad Duchesne (Feb. 13, 2016 vs North Bay)	
Fastest Period Goal	0:18
Chad Duchesne (Jan. 22, 2016 vs Saginaw)	
Fastest Two Goals by One Player	0:56
Jason Robertson (Dec. 11, 2015 vs S.S. Marie)	
Fastest Three Goals by One Player	11:38
Lawson Crouse (Mar. 5, 2016 at Flint)	
Longest Point Scoring Streak (Games)	14
Michael Dal Colle (Jan. 17, 2016 to Feb. 21, 2016. 15G, 15A)	
Longest Goal Scoring Streak (Games)	7
Michael Dal Colle (Jan. 31, 2016 to Feb. 18, 2016. 10G, 10A)	

2016 OHL PRIORITY SELECTIONS

RD	NO	NAME	2015-16 CLUB	POS	HT	WT	BIRTHDATE
1	17	Nathan Dunkley	Quinte Red Devils	C	5.11	182	March 5, 2000
2	38	Sergey Popov	Toronto Jr. Canadiens	LW	5.10	156	March 27, 2000
5	90	Emmett Gordon	Toronto Red Wings	RD	5.11	170	January 31, 2000
6	119	Alex DiPaolo	Toronto Jr. Canadiens	LW	6.00	171	April 28, 2000
7	139	Paul Larabie	Nepean Raiders Midget	C	6.01	163	January 28, 2000
8	159	Martin Templeton	Mississauga Senators	LD	6.02	182	February 17, 2000
9	179	Justin Pringle	Toronto Marlboros	C	5.11	188	March 8, 2000
10	199	Joseph Samson	Cornwall Colts Midget	RD	5.10	167	February 14, 2000
11	219	Aidan Graham	North Central Predators	RD	6.00	151	March 2, 2000
12	239	Christian Mattiace	Toronto Jr. Canadiens	G	6.00	210	March 21, 2000
13	259	Dustyn McFaul	Niagara North Stars	LD	6.00	158	August 4, 2000
14	263	Luke Paquette	Hawkesbury Hawks Midget	LD	6.03	186	January 12, 2000
14	279	Chris Giroday	Toronto Red Wings	LD	5.10	142	December 13, 2000
15	299	Colt Corpse	Brantford 99'ers	LD	6.01	151	January 1, 2000

CHL Import Draft

1	53	Linus Nyman	Jokerit Helsinki Jr.	LW	5.09	152	July 11, 1999
2	113	Eemeli Rasanen	Assat Pori Jr.	RD	6.05	205	March 6, 1999

HEAD COACH

Paul McFarland

Born: December 6, 1985 in Richmond Hill, Ontario

Coaching Record

Year	Club	GP	W	L	OTL	SL	PTS	Finish
2014-15	Kingston Frontenacs	68	32	28	5	3	72	3rd (East)
2015-16	Kingston Frontenacs	68	46	17	3	2	97	1st (East)
OHL Totals		136	78	45	8	5	169	Pct. .621

Coaching History

Jack (Red) Bownass, 1973-74 to 1974-75; Jim Morrison, 1975-76 to 1981-82; Rod Graham, 1982-83; Rick Cornacchia, 1983-84; Rick Cornacchia and Jim Dorey, 1984-85; Fred O'Donnell, 1985-86 to 1986-87; Jacques Tremblay and Jim Dorey, 1987-88; Larry Mavety, 1988-89 to 1989-90; Randy Hall, 1990-91; Paul Cook, 1991-92; Dave Allison, 1992-93 to 1993-94; Gary Agnew, 1994-95 to 1996-97; Larry Mavety 1997-98 to 2002-03; Larry Mavety and Greg Bignell 2002-03; Jim Hulton 2003-04 to 2005-06; Bruce Cassidy 2006-07 to 2007-08; Larry Mavety 2007-08 to 2008-09; Doug Gilmour 2008-09 to 2010-11; Todd Gill 2011-12 to 2013-14; Paul McFarland 2014-15 to date.

2015-16 TEAM RECORD

Overall Record:	46	17	3	2	vs. Barrie	2	1	1	0
Home Record:	24	7	3	0	vs. Erie	1	1	0	0
Road Record:	22	10	0	2	vs. Flint	2	0	0	0
Overtime Record:	7	5			vs. Guelph	2	0	0	0
					vs. Hamilton	4	2	0	0
vs. East Division Opponents	18	9	2	1	vs. Kitchener	1	1	0	0
vs. Central Division Opponents	13	4	1	0	vs. London	2	0	0	0
vs. West Division Opponents	8	1	0	1	vs. Mississauga	2	2	0	0
vs. Midwest Division Opponents	7	3	0	0	vs. Niagara	3	1	0	0
					vs. North Bay	4	0	0	0
September Record	1	0	1	1	vs. Oshawa	7	1	0	0
October Record	8	3	0	0	vs. Ottawa	4	3	1	0
November Record	7	5	0	0	vs. Owen Sound	1	1	0	0
December Record	6	3	1	0	vs. Peterborough	3	3	1	1
January Record	8	3	0	1	vs. Saginaw	2	0	0	0
February Record	10	1	0	0	vs. Sarnia	1	0	0	1
March Record	6	2	1	0	vs. Sault Ste. Marie	1	1	0	0
					vs. Sudbury	2	0	0	0
Playoff Record:	4	5			vs. Windsor	2	0	0	0

KITCHENER RANGERS

Kitchener Memorial Auditorium Complex, 1963 Eugene George Way, Kitchener, ON N2H 0B8

Phone: 519.576.3700 • Fax: 519.576.7571

Email: info@kitchenerangers.com • www.kitchenerangers.com



TEAM DIRECTORY

Chief Operating Officer and Governor Steve Bienkowski C.P.A., C.A.

General Manager Murray Hiebert

Head Coach Jay McKee

Assistant GM/Assistant Coach Mike McKenzie

Associate Coach Jason Fortier

Assistant Coach Matthew Barnaby

Goaltending Coach Kain Tisi

Strength & Conditioning Coach Brandon Merli

Video Coach Will Sibley

Coach Consultant Dave Prpich

Trainer Dan Lebold

Assistant Trainer Barry Hoch

Scouts Ray Hollowell, Mike Sadler, Tark Bertrand, Mike Bukator, Hugh Craig, Darryl Hollowell, Rob Hunter, Matt McGuffin, Ed Roberts, Bill Underwood, Kenneth Kerto, Sean Murphy

Director of Marketing & Sales Brad Sparkes

Manager of Game Operations Adam Bramhill

Manager of Brand Marketing Michelle Fortin

Communications Manager Alyscia Warner

Account Manager, Ticket Sales Zach Foss

Retail and Events Manager Rochelle Thiel

Video Production Specialist Cole Dow

Administration Heather Albrecht, Treena Hennessey

Team Psychologist Richard Ennis

Academic Advisor Dave Tennant

Team Physicians Dr. Marin Duke, Dr. Don Rhodes, Dr. Frank Onuska

Physiotherapists Rabi Guha, Dave Wilkinson, Dave Gilman

Club Dentists Dr. Fred Harlbut, Dr. Rob Di Miglio, Dr. Egon Beiler, Dr. Doug Beaton, Dr. Sandy Tse, Dr. Rob Lenizky


Nutrition & Wellness Lauren Fulop




Steve Bienkowski



Murray Hiebert



Jay McKee



Giovanni Vallati

TEAM INFORMATION

Home Arena Kitchener Memorial Auditorium, Dom Cardillo Arena

Capacity 7,131

Dimensions 194' x 85'

Arena Manager Paul Pickard

Arena Phone 519.741.2699

Media Box East side of the building, Door #21

Media Room 'Don Cameron Media Room', Legends Level, Floor 3

Team Colours Blue, Red & White

Training Camp Kitchener Mem. Aud.

Affiliated Team Kitchener Dutchmen

FRANCHISE RECORD

See page 124 for complete franchise records

SEASON	NAME	GP	W	L	OTL	SL	PTS	GF	GA	FINISH
2015-16	Kitchener Rangers	68	44	17	5	2	95	256	197	3rd (Midwest)
2014-15	Kitchener Rangers	68	32	26	3	7	74	216	221	5th (Midwest)
2013-14	Kitchener Rangers	68	22	41	2	3	49	200	280	5th (Midwest)
2012-13	Kitchener Rangers	68	39	20	1	8	87	216	185	3rd (Midwest)
2011-12	Kitchener Rangers	68	42	24	2	86	253	211	2nd (Midwest)	
2010-11	Kitchener Rangers	68	38	21	4	5	85	256	217	2nd (Midwest)
2009-10	Kitchener Rangers	68	42	19	7	91	286	236	2nd (Midwest)	
2008-09	Kitchener Rangers	68	26	27	5	57	208	254	5th (Midwest)	
2007-08	Kitchener Rangers	68	53	11	4	110	289	174	1st (Midwest)	
2006-07	Kitchener Rangers	68	47	17	4	98	262	187	2nd (Midwest)	
2005-06	Kitchener Rangers	68	47	19	2	96	255	165	2nd (Midwest)	
2004-05	Kitchener Rangers	68	35	20	9	4	83	235	187	3rd (Midwest)
2003-04	Kitchener Rangers	68	34	26	6	2	76	254	235	3rd (Midwest)
2002-03	Kitchener Rangers	68	46	14	5	3	100	275	188	1st (Midwest)
2001-02	Kitchener Rangers	68	35	22	10	1	81	257	190	3rd (Midwest)
2000-01	Kitchener Rangers	68	26	36	6	0	58	183	247	5th (Midwest)
1999-00	Kitchener Rangers	68	28	34	6	4	66	229	256	2nd (Midwest)
1998-99	Kitchener Rangers	68	23	39	6	52	205	257	4th (Midwest)	
1997-98	Kitchener Rangers	66	27	29	10	64	224	239	3rd (Central)	
1996-97	Kitchener Rangers	66	34	22	10	78	274	235	1st (Central)	
1995-96	Kitchener Rangers	66	35	28	3	73	253	230	2nd (Central)	
1994-95	Kitchener Rangers	66	18	42	6	42	216	296	5th (Central)	
1993-94	Kitchener Rangers	66	32	30	4	68	286	316	5th (Emms)	
1992-93	Kitchener Rangers	66	26	31	9	61	280	314	6th (Emms)	
1991-92	Kitchener Rangers	66	29	30	7	65	283	282	4th (Emms)	
Franchise Totals		3,812	1,809	1,630	304	63	3,968	15,491	15,330	Pct. .520

TEAM RECORDS

SEASON

Team		
Most Points	(2007-08)	110
Most Goals	(1983-84)	418
Most Goals Against	(1979-80)	425
Fewest Goals Against	(2005-06)	165

Individual

Most Goals	Wayne Presley (1983-84)	63
Most Assists	Jason Akeson (2010-11)	84
Most Points	Dwight Foster (1976-77)	143
Best G.A.A.	Dan Turple (2005-06)	2.25

GAME

Most Goals	5
Dwight Foster (1976-77), Allan MacInnis (1982-83), David Bruce (1983-84), John Tucker (1983-84), Jeff Noble (1987-88)	
Most Assists	7
Wayne Presley (Jan. 15, 1984 at Cornwall)	
Most Points	8
Wayne Presley (Jan 15, 1984 at Cornwall); Mike Wolak (Dec 13, 1985 vs Sudbury); Andre Benoit (Sept. 19, 2003 vs Plymouth)	
Most Powerplay Goals	3
10 times	
Most Shorthanded Goals	3
David Bruce (Jan 6, 1984 vs Cornwall)	
Fastest Opening Goal	0:13
Jack Williams (Nov 11, 1990 at Oshawa)	
Fastest Period Goal	0:05
Russ Adam (Nov 2, 1979 vs Brantford - 3rd period) Tom St. James (Feb 13, 1983 vs Ottawa - 2nd period)	
Fastest Two Goals by One Player	0:11
Paul Reinhart (Feb 24, 1979 at London - 3rd per.); Eric Manlow (Jan 23, 1993 at Kingston - 2nd per.); Chris Phelps (Feb 19, 1993 vs Ottawa - 2nd per.)	

Fastest Three Goals by One Player	3:02
Tyler Ertel (Mar 1, 1992 vs Niagara Falls - 2nd period)	

INDIVIDUAL GAME RECORDS — 2015-16

Most Goals	4
Ryan MacInnis (Oct. 29, 2015 at Peterborough)	
Most Assists	3
13 times	
Most Points	5
Greg Meireles (Oct. 12, 2015 vs Sudbury)	
Most Power-Play Goals	3
Ryan MacInnis (Oct. 29, 2015 at Peterborough)	
Most Shorthanded Goals	1
Darby Llewellyn (Sep. 25, 2015 vs Owen Sound, Jan. 22, 2016 vs Erie, Mar. 8, 2016 vs London), Nick McHugh (Nov. 10, 2015 vs Sarnia), Connor Bunnaman (Oct. 9, 2015 vs Windsor), Frank Hora (Oct. 23, 2015 vs Peterborough)	
Fastest Opening Goal	0:48
Ryan MacInnis (Feb. 3, 2016 at Sarnia)	
Fastest Period Goal	0:24
David Miller (Oct. 1, 2015 at North Bay)	
Fastest Two Goals by One Player	1:00
Adam Mascherin (Mar. 4, 2016 vs Erie)	
Fastest Three Goals by One Player	14:46
Ryan MacInnis (Feb. 19, 2016 vs Oshawa)	
Longest Point Scoring Streak (Games)	21
Ryan MacInnis (Nov. 10, 2015 to Jan. 24, 2016. 13G, 13A)	
Longest Goal Scoring Streak (Games)	5
Brandon Robinson (Oct. 16, 2015 to Oct. 25, 2015. 5G, 5A)	

KITCHENER RANGERS

2016 OHL PRIORITY SELECTIONS

RD	NO	NAME	2015-16 CLUB	POS	HT	WT	BIRTHDATE
1	16	Giovanni Vallati	Vaughan Kings	LD	6.00	186	February 21, 2000
2	29	Riley Damiani	Mississauga Rebels	C	5.09	161	March 20, 2000
2	36	Merrick Rippon	Ottawa Senators Midget	RD	6.00	182	April 27, 2000
3	47	Eric Guest	London Knights	C	5.09	151	April 25, 2000
5	98	Jack York	Kemptville 73s Midget	RD	5.09	153	September 17, 2000
6	103	Lucas Pfeil	Grey-Bruce Highlanders	G	6.01	172	May 14, 2000
6	118	Liam Peyton	Cumberland Grads Midget	LW	6.00	188	March 30, 2000
8	158	Sammy Steele	Wilkes-Barre/Scranton Jr. Knights	C	6.02	174	January 24, 2000
10	198	Ian Vucko	York-Simcoe Express	RW	5.08	162	January 10, 2000
11	218	Brayden Patricia	Jersey Hitmen 16U	C	5.11	175	June 5, 2000
12	223	Matthew Doyle	Buffalo Jr. Sabres 16U	LD	6.00	188	May 10, 2000
12	238	Douglas Connor	P.A.L. Jr. Islanders 18U	G	5.10	171	July 18, 2000
13	258	Nolan Moyle	Detroit Victory Honda 16U	RW	6.00	172	April 13, 1999
14	278	Jack Tucker	Buffalo Jr. Sabres 15U	RD	6.01	150	May 26, 2000
CHL Import Draft							
1	50	Cedric Schiemenz	EC Red Bull Salzburg U18 RC	C	5.11	148	March 1, 1999
2	110	Lias Andersson	HV71 Jr.	LW	5.11.5	198	October 13, 1998

HEAD COACH

Jay McKee

Born: September 8, 1977; Kingston, ON

Coaching Record

Year	Club	GP	W	L	OTL	SL	PTS	Finish
No OHL coaching record								

Coaching History

Wally Kullman, 1967-68 to 1968-69; Gerry Forler, 1969-70; Gerry Forler and Ron Murphy, 1970-71; Ron Murphy, 1971-72; Eddie Bush, 1972-73 to 1973-74; Eddie Bush, Don McKee and Jim Morrison, 1974-75; Mac MacLean, 1975-76 to 1976-77; Mac MacLean and Bob Ertel, 1977-78; Bob Ertel, 1978-79; Bob Ertel and Rod Seiling, 1979-80; Orval Tessier, 1980-81; Joe Crozier, 1981-82 to 1982-83; Tom Barrett, 1983-84 to 1985-86; Tom Barrett and Joe McDonnell, 1986-87; Joe McDonnell, 1987-88 to 1993-94; Joe McDonnell and Geoff Ward, 1994-95; Geoff Ward 1995-96 to 1997-98; Brian Hayton, 1998-99; Brian Hayton and Jeff Snyder, 1999-00; Jeff Snyder 2000-01; Peter DeBoer 2001-02 to 2007-08; Steve Spott 2008-09 to 2012-13; Troy Smith 2013-14 to 2014-15; Mike Van Ryn 2015-16; Jay McKee 2016-17 to date.

2015-16 TEAM RECORD

	W	L	OTL	SL		W	L	OTL	SL
Overall Record:	44	17	5	2	vs. Barrie	2	0	0	0
Home Record:	24	7	2	1	vs. Erie	1	3	0	2
Road Record:	20	10	3	1	vs. Flint	3	1	0	0
Overtime Record:	3	6			vs. Guelph	7	1	0	0
					vs. Hamilton	1	1	0	0
vs. East Division Opponents	7	3	0	0	vs. Kingston	1	1	0	0
vs. Central Division Opponents	9	0	1	0	vs. London	2	4	0	0
vs. West Division Opponents	12	5	3	0	vs. Mississauga	1	0	1	0
vs. Midwest Division Opponents	16	9	1	2	vs. Niagara	2	0	0	0
					vs. North Bay	2	0	0	0
September Record	0	0	1	0	vs. Oshawa	1	1	0	0
October Record	11	0	2	0	vs. Ottawa	2	0	0	0
November Record	9	3	0	0	vs. Owen Sound	6	1	1	0
December Record	5	2	1	0	vs. Peterborough	2	0	0	0
January Record	9	4	0	0	vs. Saginaw	4	0	0	0
February Record	6	4	1	1	vs. Sarnia	2	1	1	0
March Record	4	4	0	1	vs. Sault Ste. Marie	2	2	0	0
					vs. Sudbury	2	0	0	0
Playoff Record:	4	5			vs. Windsor	1	1	2	0

LONDON KNIGHTS

Budweiser Gardens, 99 Dundas Street, London, Ontario N6A 6K1

Phone: 519.681.0800 • Fax: 519.668.7291

Email: info@londonknights.com • www.londonknights.com



TEAM DIRECTORY

Owner, President and Head Coach

Owner and Vice-President

Owner and Alternate Governor

Governor

General Manager

Assistant Coaches

Goaltending Coach

Equipment Manager

Trainer/Physiotherapist

Equipment Assistants

Hockey Operations Assistant

Director of Player Development

Director of Scouting

Assistant GM/Director of Analytics

Scouts

Director of Marketing

Public Relations & Communications Mgr

Group Sales Manager

Director of Ticketing

Director of Game Day Operations

Box Office Manager

Merchandise Manager

Academic Advisor

Security

Club Physician

Club Orthopedic Surgeon

Club Dentist

Physiotherapists

Dale Hunter

Mark Hunter

Basil McRae

Trevor Whiffen

Rob Simpson

Dylan Hunter

Rick Steadman

Dave Rook

Chris Maton

Doug Stacey

Matt DeSand, Anthony DiGiuseppe

Dean Patterson

Jamie Baker

Ken Hornick

Jake Goldberg

Leon Haughian, Steve Warner,

Mike Martin, Stu Robinson,

Tony Martino, Tommy Mannino,

Lorry Greenspan, Rick Boyle,

Mike Camilleri, Ryan Minicola

Geoffrey Hare

Ryan Starr

Chris Drinkwater

Cindy Mitro

Matt Gergely

Kaitlin Williams

Sarah Leatch

Trish Hurley, Blyth Academy

Bob Martin

Dr. Dieter Bruckschwaiger


Dr. Robert Giffin

Dr. Mark Botsford

Fowler Kennedy Clinic



Dale Hunter



Basil McRae



Rob Simpson



Liam Foudy

TEAM INFORMATION

Home Arena	Budweiser Gardens	Capacity	9,046
Dimensions	200' x 85'	Box Office	519.681.0800
Arena Manager	Brian Ohl	Arena Phone	519.667.5700
Media Room	SW corner of 1st floor	Media Box	South Side, 3rd Floor
Media/Scout Entr.	Southwest corner off King St.		
Team Colours	Black, Green, Gold and White		
Training Camp	Budweiser Gardens		
Affiliated Teams	London Nationals, St. Thomas Stars		

LONDON KNIGHTS

FRANCHISE RECORD

See page 125 for complete franchise records

SEASON	NAME	GP	W	L	OTL	SL	PTS	GF	GA	FINISH
2015-16	London Knights	68	51	14	2	1	105	319	182	2nd (Midwest)
2014-15	London Knights	68	40	24	1	3	84	289	260	2nd (Midwest)
2013-14	London Knights	68	49	14	1	4	103	316	203	3rd (Midwest)
2012-13	London Knights	68	50	13	2	3	105	279	180	1st (Midwest)
2011-12	London Knights	68	49	18	1	9	99	277	178	1st (Midwest)
2010-11	London Knights	68	34	29	4	7	73	230	253	5th (Midwest)
2009-10	London Knights	68	49	16	3	10	101	273	208	1st (Midwest)
2008-09	London Knights	68	49	16	3	10	101	287	194	1st (Midwest)
2007-08	London Knights	68	38	24	6	8	82	250	230	2nd (Midwest)
2006-07	London Knights	68	50	14	4	10	104	311	231	1st (Midwest)
2005-06	London Knights	68	49	15	4	10	102	304	211	1st (Midwest)
2004-05	London Knights	68	59	7	2	0	120	310	125	1st (Midwest)
2003-04	London Knights	68	53	11	2	2	110	300	147	1st (Midwest)
2002-03	London Knights	68	31	27	7	3	72	220	205	2nd (Midwest)
2001-02	London Knights	68	24	27	10	7	65	210	249	5th (West)
2000-01	London Knights	68	26	34	5	3	60	222	263	4th (West)
1999-00	London Knights	68	22	39	7	3	54	186	250	5th (West)
1998-99	London Knights	68	34	30	4	7	72	260	217	3rd (West)
1997-98	London Knights	66	40	21	5	8	85	301	238	1st (West)
1996-97	London Knights	66	13	51	2	2	28	215	365	5th (West)
1995-96	London Knights	66	3	60	3	9	17	179	435	5th (West)
1994-95	London Knights	66	18	44	4	4	40	210	309	4th (West)
1993-94	London Knights	66	32	30	4	6	88	293	279	6th (Emms)
1992-93	London Knights	66	32	27	7	7	71	323	292	3rd (Emms)
1991-92	London Knights	66	37	25	4	7	78	310	260	3rd (Emms)
Franchise Totals		3,346	1,708	1,379	207	54	3,679	14,087	13,267	Pct. .550

TEAM RECORDS

SEASON

Team		
Most Points	(2004-05)	120
Most Goals	(1976-77)	379
Most Goals Against	(1995-96)	435
Fewest Goals Against	(2004-05)	125
Individual		
Most Goals	Dino Ciccarelli (1977-78)	72
Most Assists	Sergei Kostitsyn (2006-07)	91
Most Points	Dave Simpson (1981-82)	155
Best G.A.A.	Gerald Coleman (2004-05)	1.70

GAME

Most Goals	5
Denis Maruk (74-75), David Lowry (84-85), Tim Taylor (87-88) and Ron Goodall (87-88), Corey Perry (Jan. 30 '05 vs Kingston), Josh Beaulieu (Jan. 4 '07 at Peterborough)	
Most Assists	7
Tom Rowe (Nov. 23, 1975 vs. Ottawa), Corey Perry (Mar. 4, 2005 vs Saginaw)	
Most Points	8
Denis Maruk (1974-75), Wayne Thompson (1979-80), Dave Simpson (1979-80), Corey Perry (Mar. 4, 2005 vs Saginaw); Rob Schremp (Oct. 16, 2005 at Toronto)	
Most Powerplay Goals	4
Denis Maruk (Feb. 18, 1975 vs. Kitchener)	
Most Shorthanded Goals	2
Terry Martin (1974-75), Wayne Thompson (1979-80), Chris McCauley (1982-83), Greg Puhalski (1984-85), Brett Marietti (1992-93), Dave Gilmore (1993-94) and Richard Pitirri (1995-96); Jordan Foreman (2005-06)	
Fastest Opening Goal	0:06
Mike DePetrillo (Nov. 1, 1996 vs. Barrie)	
Fastest Period Goal	0:04
Doug Synishin (Nov. 3, 1989 vs. Niagara Falls - 2nd period)	
Fastest Two Goals by One Player	0:08
Jim McRae (Oct. 3, 1978 at Kitchener - 2nd period)	

Fastest Three Goals by One Player 0:26
Brian Dobbin (Feb. 9, 1986 at Sault Ste. Marie - 3rd period)

INDIVIDUAL GAME RECORDS — 2015-16

Most Goals	5
Christian Dvorak (Nov. 6, 2015 at Guelph)	
Most Assists	5
Mitchell Marner (Nov. 6, 2015 at Guelph)	
Most Points	6
Christian Dvorak (Nov. 6, 2015 at Guelph), Matthew Tkachuk (Nov. 6, 2015 at Guelph)	
Most Power-Play Goals	4
Christian Dvorak (Nov. 6, 2015 at Guelph)	
Most Shorthanded Goals	2
Mitchell Marner (Dec. 5, 2015 vs Ottawa)	
Fastest Opening Goal	0:16
JJ Piccinich (Jan. 19, 2016 at Kitchener)	
Fastest Period Goal	0:10
Christian Dvorak (Nov. 6, 2015 at Guelph)	
Fastest Two Goals by One Player	0:42
Mitchell Marner (Oct. 30, 2015 vs Windsor)	
Fastest Three Goals by One Player	3:32
Christian Dvorak (Nov. 6, 2015 at Guelph)	
Longest Point Scoring Streak (Games)	21
Mitchell Marner (Oct. 17, 2015 to Jan. 9, 2016. 21G, 21A)	
Longest Goal Scoring Streak (Games)	7
Mitchell Marner (Nov. 28, 2015 to Jan. 9, 2016. 11G, 11A)	

2016 OHL PRIORITY SELECTIONS

RD	NO	NAME	2015-16 CLUB	POS	HT	WT	BIRTHDATE
1	18	Liam Foudy	Markham Majors	C	6.00	161	February 4, 2000
2	40	Billy Maskal	Sudbury Minor Midget Wolves	C	5.11	171	March 22, 2000
3	60	Liam Robertson	Clarington Toros	C	6.01	146	May 14, 2000
3	61	Ryan Bangs	Carleton Place Canadians Midget	LD	5.10	157	January 9, 2000
4	69	Richard Whittaker	York-Simcoe Express	LW	5.10	160	April 8, 2000
4	74	Alec Regula	Cranbrook Kingswood HS	RD	6.02	175	August 6, 2000
5	100	Jonathan Gruden	Detroit HoneyBaked 16U	C	5.10	154	May 4, 2000
7	140	Christian Clark	Whitby Wildcats	C	5.08	160	February 8, 2000
8	160	Jordan Kooy	Central Ontario Wolves	G	6.02	181	April 30, 2000
9	180	Christian Krygier	Detroit Little Caesars 16U	LD	6.00	165	May 5, 2000
10	189	Cole Krygier	Detroit Little Caesars 16U	LW	6.00	167	May 5, 2000
11	220	Wil Murray	Cumberland Grads Midget	LW	6.01	179	March 23, 2000
13	260	Francois Drouin	Cumberland Grads Midget	LW	6.01	172	September 26, 2000
14	280	Jett Leishman	Thunder Bay Kings 16U	LW	6.02	170	January 22, 2000
15	292	Bobby Harrison	Hamilton Jr. Bulldogs	C/LW	5.08	141	April 1, 2000
CHL Import Draft							
1	56	Janne Kuokkanen	Karpat Oulu Jr.	C/LW	6.00.75	175	May 25, 1998
2	116	Robin Salo	Sport Vaasa Jr.	LD	6.00.5	187	October 13, 1998

HEAD COACH

Dale Hunter Born: July 31, 1960, Petrolia, Ont.

Coaching Record

Year	Club	GP	W	L	T	OTL	PTS	Finish
2001-02	London Knights	50	19	25	6	0	44	5th (West)
2002-03	London Knights	68	31	27	7	3	72	2nd (Midwest)
2003-04	London Knights	68	53	11	2	2	110	1st (Midwest)
2004-05	London Knights	68	59	7	2	0	120	1st (Midwest)
2005-06	London Knights	68	49	15	4	102	1st (Midwest)	
2006-07	London Knights	68	50	14	4	104	1st (Midwest)	
2007-08	London Knights	68	38	24	6	82	2nd (Midwest)	
2008-09	London Knights	68	49	16	3	101	1st (Midwest)	
2009-10	London Knights	68	49	16	3	101	1st (Midwest)	
2010-11	London Knights	68	34	29	5	73	5th (Midwest)	
2011-12	London Knights	26	20	5	1	41	-	
2012-13	London Knights	68	50	13	2	3	105	1st (Midwest)
2013-14	London Knights	68	49	14	1	4	103	3rd (Midwest)
2014-15	London Knights	68	40	24	1	3	84	2nd (Midwest)
2015-16	London Knights	68	51	14	2	1	105	2nd (Midwest)
OHL Totals		960	641	254	23	42	1,347	Pct. .702

Coaching History

Jack McIntyre 1965-66, Turk Broda 1966-67 to 1967-68, Gene Taylor 1968-69, Bep Guidolin 1969-70 to 1970-71, Bronco Horvath 1971-72, Bill Long 1972-73 to 1979-80, Paul McIntosh 1980-81 to 1982-83, Don Boyd 1983-84 to 1985-86, Wayne Maxner 1986-87 to 1989-90, Gary Agnew 1990-91 to 1993-94, Mike Fedorko 1994-95, Mike Fedorko, Murray Nystrom and Tom Barrett 1995-96, Brad Selwood, Tom Barrett and Paul McIntosh 1996-97, Gary Agnew 1997-98 to 1999-2000, Lindsay Hafford 2000-01, Lindsay Hafford and Dale Hunter 2001-02, Dale Hunter 2002-03 to 2011-12, Dale Hunter and Mark Hunter 2011-12, Dale Hunter 2012-13 to date.

2015-16 TEAM RECORD

	W	L	OTL	SL		W	L	OTL	SL
Overall Record:	51	14	2	1	vs. Barrie	2	0	0	0
Home Record:	29	3	1	1	vs. Erie	3	3	0	0
Road Record:	22	11	1	0	vs. Flint	4	0	0	0
Overtime Record:	4	2			vs. Guelph	5	1	0	0
					vs. Hamilton	2	0	0	0
vs. East Division Opponents	7	2	0	1	vs. Kingston	0	1	0	1
vs. Central Division Opponents	8	2	0	0	vs. Kitchener	4	2	0	0
vs. West Division Opponents	20	3	1	0	vs. Mississauga	2	0	0	0
vs. Midwest Division Opponents	16	7	1	0	vs. Niagara	1	1	0	0
					vs. North Bay	1	1	0	0
September Record	1	0	0	1	vs. Oshawa	2	0	0	0
October Record	9	2	1	0	vs. Ottawa	2	0	0	0
November Record	8	2	0	0	vs. Owen Sound	4	1	1	0
December Record	8	2	1	0	vs. Peterborough	1	1	0	0
January Record	8	4	0	0	vs. Saginaw	4	0	0	0
February Record	9	3	0	0	vs. Sarnia	5	1	0	0
March Record	8	1	0	0	vs. Sault Ste. Marie	4	0	0	0
					vs. Sudbury	2	0	0	0
Playoff Record:	16	2			vs. Windsor	3	2	1	0

MISSISSAUGA STEELHEADS

Hershey Centre, 5500 Rose Cherry Place, Mississauga, Ontario L4Z 4B6
Phone: 905.502.7788 • Fax: 905.502.0169
email: info@mississaugasteelheads.com • www.mississaugasteelheads.com



TEAM DIRECTORY

Owner, President and Governor	Elliott Kerr
VP, Director of Business Operations	Scott Rogers
General Manager	James Boyd
Assistant General Manager/Head Scout	Jan Egert
Head Coach	James Richmond
Assistant Coaches	Jamie Caruso
	Jeff Kyrzakos
Goaltending Coach	Ryan Daniels
Video Coach	Brendan Taylor
Director of Player Personnel	Jim Cassidy
Athletic Therapist	Binne Brouwer
Equipment Manager	Tom Frater
Strength and Conditioning Coach	Jim Reeves
Manager, Bus. Dev. and Partnerships	Matthew Appleby
Account Ex., Group Sales and Admin.	Brendan Connolly
Manager, Marketing & Com. Relations	Alana Davidson
Scouts	Kade McAllister, Brian Connor, Glen Forbes, John Cassidy, Kevin Clark, Gerry Sidock, Steve McKirdy, Paul Aguanno, Jerrett DeFazio, Marty Hogan, Kory Cooper (Goalie Consultant)
Academic Advisor	Lauren Wilson
Club Physician	Dr. Tim Rindlisbacher
Club Dentists	Dr. Paul Piccininni Dr. Amin Babul



Elliott Kerr



James Boyd



James Richmond



Jacob Ingham

TEAM INFORMATION

Home Arena	Hershey Centre	Capacity	5,420
Dimensions	200' x 85'		
Box Office/Arena Phone	905.502.9100	Arena Manager	Mike Hamilton
Press Box Location	North side	Team Colours	Blue & White
Training Camp	Hershey Centre		

FRANCHISE RECORD

SEASON	NAME	GP	W	L	OTL	SL	PTS	GF	GA	FINISH
2015-16	Mississauga Steelheads	68	33	30	2	3	71	215	229	4th (Central)
2014-15	Mississauga Steelheads	68	25	40	2	1	53	178	265	4th (Central)
2013-14	Mississauga Steelheads	68	24	38	1	5	54	167	267	5th (Central)
2012-13	Mississauga Steelheads	68	26	34	0	8	60	179	221	5th (Central)
2011-12	St. Michael's Majors	68	33	28	7	7	73	201	219	5th (Central)
2010-11	St. Michael's Majors	68	53	13		2	108	287	170	1st (Central)
2009-10	St. Michael's Majors	68	42	20		6	90	222	175	2nd (Central)
2008-09	St. Michael's Majors	68	39	26		3	81	229	208	2nd (Central)
2007-08	St. Michael's Majors	68	31	32		5	67	203	243	3rd (Central)
2006-07	St. Michael's Majors	68	20	41		7	47	225	325	5th (Central)
2005-06	St. Michael's Majors	68	32	26		10	74	259	285	4th (Central)
2004-05	St. Michael's Majors	68	29	30	6	3	67	177	202	5th (Central)
2003-04	St. Michael's Majors	68	38	21	7	2	85	210	187	1st (Central)
2002-03	St. Michael's Majors	68	32	24	7	5	76	207	214	2nd (Central)
2001-02	St. Michael's Majors	68	40	19	8	1	89	230	177	1st (Central)
2000-01	St. Michael's Majors	68	35	23	8	2	80	213	188	2nd (Central)
1999-00	St. Michael's Majors	68	18	48	2	4	42	203	281	4th (Central)
1998-99	St. Michael's Majors	68	20	42	6		46	214	316	4th (Central)
1997-98	St. Michael's Majors	66	15	42	9		39	154	265	6th (East)
Franchise Totals		1,290	585	575	58	74	1,302	3,973	4,437	Pct. .505

TEAM RECORDS

SEASON

Team		
Most Points	(2010-11)	108
Most Goals	(2010-11)	287
Most Goals Against	(1998-99)	316
Fewest Goals Against	(2010-11)	170

Individual

Most Goals	Justin Donati (2005-06)	43
Most Assists	Justin Donati (2005-06)	63
Most Points	Justin Donati (2005-06)	109
Best GAA	Chris Carrozzini (2009-10) JP Anderson (2010-11)	2.36

GAME

Most Goals	4
Tim Brent (March 14, 2003 at Kingston); Cory Vitarelli (Jan. 24, 2004 at Owen Sound); Devante Smith-Pelly (Oct. 23, 2009 at Ottawa 67's)	
Most Assists	5
Shawn Cation (Oct. 4, 1998 vs. Belleville); Tim Brent (Oct. 13, 2002 vs. Kingston); Matt Caria (Nov. 16, 2006 vs. Brampton)	
Most Points	8
Matt Caria (Nov. 16, 2006 vs. Brampton)	
Most Powerplay Goals	3
Shawn Cation (Nov. 22, 1998 vs. Kingston)	
Most Shorthanded Goals	2
Kenny Corupe (Sept. 24, 1999 at Mississauga)	
Fastest Opening Goal	0:07
Ryan Barnes (Nov. 15, 1998 at Barrie)	
Fastest Period Goal	0:08
Devante Smith-Pelly (Nov. 5, 2009 at Niagara IceDogs)	
Fastest Two Goals by One Player	0:13
Matt Piva (Oct. 12, 2007 vs. Brampton)	
Fastest Three Goals by One Player	7:47
Cory Vitarelli (Oct. 2, 2005 vs. Oshawa)	

INDIVIDUAL GAME RECORDS – 2015-16

Most Goals	3
Alexander Nylander (Nov. 20, 2015 vs. North Bay)	
Most Assists	3
9 times	
Most Points	4
Alexander Nylander (Nov. 15, 2015 vs. Sudbury, Nov. 20, 2015 vs. North Bay, Dec. 3, 2015 at Niagara), Jared Walsh (Sep. 25, 2015 vs. Ottawa), Nathan Bastian (Nov. 15, 2015 vs. Sudbury), Michael McLeod (Dec. 6, 2015 vs. Barrie)	
Most Power-Play Goals	2
Alexander Nylander (Dec. 3, 2015 at Niagara), Daniel Muzito-Bagenda (Feb. 12, 2016 vs. Erie), Mason Marchment (Feb. 3, 2016 vs. Guelph), Michael McLeod (Dec. 3, 2015 at Niagara)	
Most Shorthanded Goals	1
11 times	
Fastest Opening Goal	0:19
Nathan Bastian (Dec. 10, 2015 at Windsor)	
Fastest Period Goal	0:19
Nathan Bastian (Dec. 10, 2015 at Windsor)	
Fastest Two Goals by One Player	1:04
Josh Burnside (Feb. 21, 2016 at Sudbury)	
Fastest Three Goals by One Player	34:50
Alexander Nylander (Nov. 20, 2015 vs. North Bay)	
Longest Point Scoring Streak (Games)	11
Michael McLeod (Nov. 7, 2015 to Dec. 3, 2015. 8G, 8A)	
Longest Goal Scoring Streak (Games)	3
Nathan Bastian (Feb. 6, 2016 to Feb. 14, 2016. 4G, 4A / Sep. 25, 2015 to Oct. 1, 2015. 4G, 4A / Dec. 6, 2015 to Dec. 11, 2015. 3G, 3A), Alexander Nylander (Nov. 15, 2015 to Nov. 20, 2015. 6G, 6A / Oct. 11, 2015 to Oct. 17, 2015. 3G, 3A), Josh Burnside (Jan. 17, 2016 to Jan. 23, 2016. 3G, 3A), Michael McLeod (Nov. 22, 2015 to Nov. 28, 2015. 3G, 3A), Daniel Muzito-Bagenda (Feb. 12, 2016 to Feb. 15, 2016. 5G, 5A)	

MISSISSAUGA STEELHEADS

2016 OHL PRIORITY SELECTIONS

RD	NO	NAME	2015-16 CLUB	POS	HT	WT	BIRTHDATE
1	7	Kirill Nizhnikov	Toronto Jr. Canadiens	RW	6.01	183	March 29, 2000
2	26	Jacob Ingham	Barrie Jr. Colts	G	6.02	168	June 10, 2000
3	59	Michael Little	Toronto Marlboros	C	5.11	195	February 21, 2000
7	128	Mason Hardy	Waterloo Wolves	RD	6.01	173	April 3, 2000
9	168	Isaac Walker	London Knights	LD	6.00	171	March 16, 2000
9	170	Thomas Maia	Mississauga Rebels	C/LW	5.07	148	July 26, 2000
9	178	Kevin Wall	Buffalo Jr. Sabres 16U	RW	5.11	187	February 1, 2000
10	188	Jordan Hurtubise	Lambton Jr. Sting	LD	6.03	158	March 3, 2000
11	208	Nicholas Canade	Mississauga Rebels	RW	5.07	152	March 7, 2000
12	228	Jake Gravelle	Don Mills Flyers	RD	5.11	163	May 1, 2000
13	248	James Fletcher	Mississauga Rebels	C	5.09	151	January 5, 2000
14	268	Connor McBroom	Don Mills Flyers	RW	6.03	215	June 8, 2000
15	288	Cristian Cugini	Mississauga Rebels	G	5.09	155	May 8, 2000

CHL Import Draft

1	20	Jacob Moverare	HV71 Jr.	LD	6.02	198	August 31, 1998
---	----	----------------	----------	----	------	-----	-----------------

HEAD COACH

James Richmond

Born: July 11, 1964; Mississauga, ON

Coaching Record

Year	Club	GP	W	L	OTL	SL	PTS	Finish
No OHL Coaching Record.								

Coaching History

Mark Napier, 1997-98; Mark Napier and Mike Futa 1998-99; Mike Futa and Mark Osborne 1999-00; Dave Cameron 2000-01 to 2003-04; Bud Stefanski 2004-05 to 2006-07; Dave Cameron 2007-08 to 2010-11; James Boyd 2011-12 to 2015-16; James Richmond 2016-17 to date.

2015-16 TEAM RECORD

	W	L	OTL	SL		W	L	OTL	SL
Overall Record:	33	30	2	3	vs. Barrie	1	5	0	0
Home Record:	17	15	1	1	vs. Erie	1	3	0	0
Road Record:	16	15	1	2	vs. Flint	1	1	0	0
Overtime Record:	5	4			vs. Guelph	1	0	0	1
					vs. Hamilton	5	1	0	0
vs. East Division Opponents	15	6	1	0	vs. Kingston	2	2	0	0
vs. Central Division Opponents	11	11	1	1	vs. Kitchener	1	1	0	0
vs. West Division Opponents	3	6	0	1	vs. London	0	2	0	0
vs. Midwest Division Opponents	4	7	0	1	vs. Niagara	3	3	0	0
					vs. North Bay	2	3	1	0
September Record	1	0	0	1	vs. Oshawa	2	1	1	0
October Record	6	6	0	1	vs. Ottawa	4	0	0	0
November Record	7	6	0	0	vs. Owen Sound	1	1	0	0
December Record	4	4	1	1	vs. Peterborough	2	2	0	0
January Record	6	6	0	0	vs. Saginaw	1	0	0	1
February Record	6	5	0	0	vs. Sarnia	0	2	0	0
March Record	3	3	1	0	vs. Sault Ste. Marie	0	2	0	0
					vs. Sudbury	5	0	0	1
Playoff Record:	3	4			vs. Windsor	1	1	0	0

NIAGARA ICEDOGS

One IceDogs Way, St. Catharines, Ontario L2R 0B3
Phone: 905.687.3641 • Fax: 905.682.9129
email: info@niagaraicedogs.net • www.niagaraicedogs.net



TEAM DIRECTORY

Governor	Bill Burke
President	Denise Burke
Head Coach	Dave Bell
Assistant Coaches	Billy Burke
	Kris Sparre
Director of Player Personnel	Joey Burke
Goalie Coach	Ryan Ludzik
Athletic Therapist	Peter Dobbins
Equipment Manager	Nick Hornby
Video Analyst	Rick Martin
Director of Scouting	Roger MacLeod
Scouts	Darryl Bouley
	Matt Milne
	Kenny Fleck
	Nathan Martine
	Jay McKnight
	Steve Ludzik Jr.
	Mark Seidel
	Steve Spade
	Rich Lisk
	Rob Hubbert
Manager of Business Operations	Matthew Johnston
Manager Game Day Operations	Nick Williams
Manager of Ticket Sales	Brianne Whitty
Academic Advisor	Tim Tope
Club Physicians	Dr. John Ostrowski
	Dr. David Dec
	Dr. Daryl Smith
Club Dentist	




Bill Burke



Denise Burke



Dave Bell



Akil Thomas

TEAM INFORMATION

Home Arena	Meridian Centre	Dimensions of Rink	200' x 85'
Capacity	5,300	Arena Manager	Ken Noakes
Box Office/Arena Phone	905.684.2778		
Press Box Location	Suite/Club Level, Southwest Side, above section 112		
Team Colours	Black, White & Red		
Training Camp	Meridian Centre		

NIAGARA ICE DOGS

FRANCHISE RECORD

See page 126 for complete franchise records

SEASON	NAME	GP	W	L	OTL	SL	PTS	GF	GA	FINISH
2015-16	Niagara IceDogs	68	35	26	4	3	77	213	198	3rd (Central)
2014-15	Niagara IceDogs	68	37	27	2	2	78	274	237	3rd (Central)
2013-14	Niagara IceDogs	68	24	35	3	6	57	223	284	4th (Central)
2012-13	Niagara IceDogs	68	30	34	2	2	64	227	250	4th (Central)
2011-12	Niagara IceDogs	68	47	18		3	97	291	169	1st (Central)
2010-11	Niagara IceDogs	68	45	17		6	96	273	197	2nd (Central)
2009-10	Niagara IceDogs	68	26	34		8	60	191	233	4th (Central)
2008-09	Niagara IceDogs	68	26	31		11	63	213	264	4th (Central)
2007-08	Niagara IceDogs	68	42	25		1	85	272	222	2nd (Central)
Totals		612	312	247	11	42	677	2,177	2,054	Pct. .533

TEAM RECORDS

SEASON

Team		
Most Points	(2010-11)	96
Most Goals	(2006-07)	326
Most Goals Against	(1998-99)	426
Fewest Goals Against	(2011-12)	169

Individual

Most Goals	Luca Caputi (2007-08)	51
Most Assists	Ryan Strome (2010-11)	73
Most Points	Luca Caputi (2007-08)	111
Best G.A.A.	Mark Visentin (2011-12)	1.99

GAME

Most Goals	5
Brett Ritchie (Nov. 4, 2012 at Peterborough)	
Most Assists	5
Patrick Jarrett (Sept. 27, 2000 vs. Belleville); Matt Passfield (Sept. 21, 2001 vs. Peterborough); Michael Swift (Sep. 22, 2006 at Sudbury)	
Most Points	6
Patrick Jarrett (Sept. 27, 2000 vs. Belleville); Michael Swift (Mar. 16, 2007 vs. Peterborough); Jadran Beljo (Mar. 16, 2007 vs. Peterborough); David Pacan (Mar. 5, 2011 vs. Sarnia)	
Most Power-Play Goals	3
Brendan Perlini (Jan. 10, 2014 at Kitchener Rangers)	
Most Shorthanded Goals	2
Dan Rudisuela (Oct. 25, 2002 vs. Brampton); David Pszenyczny (Dec. 8, 2005 at Toronto)	
Fastest Opening Goal	0:13
Alex Pietrangola (Sep. 30, 2007 vs. Sudbury)	
Fastest Period Goal	0:09
Chad Wiseman (Dec 20, 1998 vs. Sudbury, 3rd period)	
Fastest Two Goals by One Player	0:08
Chris Lawrence (Jan. 19, 2007 vs. Barrie)	
Fastest Three Goals by One Player	7:09
Chris Lawrence (Jan. 19, 2007 vs. Barrie)	

INDIVIDUAL GAME RECORDS — 2015-16

Most Goals	3
Brendan Perlini (Oct. 8, 2015 vs. Barrie)	
Most Assists	3
Josh Ho-Sang (Nov. 7, 2015 vs. Peterborough, Mar. 19, 2016 vs. Peterborough, Sep. 25, 2015 at Sudbury), Stephen Harper (Mar. 17, 2016 vs. Kingston, Feb. 27, 2016 vs. Guelph), Jordan Maletta (Nov. 13, 2015 vs. Ottawa), Aaron Haydon (Mar. 12, 2016 vs. North Bay), Pavel Jenys (Mar. 10, 2016 vs. Flint)	
Most Points	5
Stephen Harper (Feb. 27, 2016 vs. Guelph)	
Most Power-Play Goals	2
Jordan Maletta (Dec. 11, 2015 at Oshawa, Oct. 30, 2015 vs. Sarnia)	
Most Shorthanded Goals	1
Jordan Maletta (Jan. 6, 2016 at Hamilton, Oct. 8, 2015 vs. Barrie), Mikkel Aagaard (Oct. 29, 2015 vs. Mississauga)	
Fastest Opening Goal	0:42
Blake Siebenaler (Mar. 5, 2016 vs. Sudbury)	
Fastest Period Goal	0:22
Jordan Maletta (Nov. 28, 2015 at Barrie)	
Fastest Two Goals by One Player	0:34
Jordan Maletta (Nov. 28, 2015 at Barrie)	
Fastest Three Goals by One Player	29:45
Brendan Perlini (Oct. 8, 2015 vs. Barrie)	
Longest Point Scoring Streak (Games)	19
Josh Ho-Sang (Oct. 18, 2015 to Dec. 8, 2015. 8G, 8A)	
Longest Goal Scoring Streak (Games)	4
Jordan Maletta (Jan. 2, 2016 to Jan. 9, 2016. 6G, 6A / Oct. 15, 2015 to Oct. 23, 2015. 4G, 4A)	

2016 OHL PRIORITY SELECTIONS

RD	NO	NAME	2015-16 CLUB	POS	HT	WT	BIRTHDATE
1	12	Akil Thomas	Toronto Marlboros	C	5.10	157	January 2, 2000
4	73	Justin MacPherson	York-Simcoe Express	LD	6.00	150	June 23, 2000
4	78	Oliver Castleman	Casselton Vikings	RW	5.10	167	September 15, 1999
5	93	Zachary Borgiel	Detroit HoneyBaked 15U	G	6.00	193	April 27, 2000
6	113	Adam Steinwold	Detroit Victory Honda 16U	LD	6.03	185	February 14, 2000
7	133	Joel Mazzilli	London Knights	C/RW	5.10	187	January 11, 2000
7	136	Joe Roy	Quinte Red Devils	LD	6.03	161	April 9, 2000
8	153	Danial Singer	Fort Erie Meteors	RW	5.07	155	February 10, 1999
9	173	Pierre-Luc Cote Forget	Toronto Marlboros	LD	5.10	197	May 14, 2000
10	193	Jack Randl	Chicago Mission 16U	C	5.10	172	May 7, 2000
11	213	Brady Smith	Chicago Mission 16U	RD	5.07	161	August 16, 2000
12	224	Lucas Theriault	Soo Thunderbirds Midget	C	5.05	166	March 14, 2000
12	233	Robbie Cranston	York-Simcoe Express	LD	5.10	148	July 9, 2000
13	253	Roman Semin	Mississauga Senators	RD	6.04	170	January 28, 2000
14	262	Michael Hill	Toronto Red Wings	RW	5.10	154	July 28, 2000
14	273	Matt Staudacher	Shattuck-St. Mary's 16U	LD	5.11	171	February 7, 2000
15	282	Riley Girard	Clarrington Toros	C	5.11	145	June 8, 2000
15	293	Justin King	Gilmour Academy Prep Lancers	RD	6.03	185	June 18, 1999

CHL Import Draft

1	35	Pavel Demin	Balashikha HC MVD	C	5.09	154	April 19, 1999
2	95	Ondrej Machala	Pardubice Jr. B	LW	5.11	172	January 11, 1999

HEAD COACH

Dave Bell

Born: March 24, 1977 in Wiarnton, Ontario

Coaching Record

Year	Club	GP	W	L	T	OT/SL	PTS	Finish
No OHL Coaching Record.								

Coaching History

Peter Sturgeon and Jim Hulton 1998-99, Jim Hulton, Geoff Ward and Steve Cherry 1999-2000, Rick Vaive 2000-01; Don Cherry 2001-02; Steve Ludzik 2002-03; Greg Gilbert 2003-04 to 2005-06; Mike Kelly 2006-07; Mario Cicchillo 2007-08 to 2008-09, Mike McCourt 2009-10, Marty Williamson 2010-11 to 2015-16; Dave Bell 2016-17 to date.

2015-16 TEAM RECORD

	W	L	OTL	SL		W	L	OTL	SL
Overall Record:	35	26	4	3	vs. Barrie	2	3	0	1
Home Record:	17	13	3	1	vs. Erie	2	3	1	0
Road Record:	18	13	1	2	vs. Flint	2	0	0	0
Overtime Record:	3	6			vs. Guelph	2	0	0	0
					vs. Hamilton	2	3	1	0
vs. East Division Opponents	9	8	2	1	vs. Kingston	1	2	0	1
vs. Central Division Opponents	13	8	1	2	vs. Kitchener	0	2	0	0
vs. West Division Opponents	8	2	0	0	vs. London	1	1	0	0
vs. Midwest Division Opponents	5	8	1	0	vs. Mississauga	3	3	0	0
					vs. North Bay	3	2	1	0
September Record	1	1	0	0	vs. Oshawa	1	1	0	0
October Record	5	6	1	0	vs. Ottawa	3	1	0	0
November Record	7	3	1	0	vs. Owen Sound	0	2	0	0
December Record	4	3	1	2	vs. Peterborough	2	1	1	0
January Record	7	4	0	1	vs. Saginaw	2	0	0	0
February Record	5	7	0	0	vs. Sarnia	1	1	0	0
March Record	6	2	1	0	vs. Sault Ste. Marie	1	1	0	0
					vs. Sudbury	5	0	0	1
Playoff Record:	12	5			vs. Windsor	2	0	0	1

NORTH BAY BATTALION

North Bay Memorial Gardens 100 Chippewa Street, North Bay, ON P1B 6G2
Phone: 705.495.8603 x. 2700 • Fax: 705.475.1673
email: info@battalionhockey.com • www.battalionhockey.com



TEAM DIRECTORY

Chairman and Governor
President, Alternate Governor
Director of Hockey Ops/Head Coach
Asst. Coach/Asst. GM of Hky Ops/Goal. Coach
Assistant Coaches
Asst. GM of Player Dev. and Admin.
Athletic Therapist/Equipment Manager
Assistant Equipment Manager
Director of Scouting
Scouts

C. Scott Abbott
Mike Griffin
Stan Butler
Adam Dennis
Steve Chabbert, John Dean
Matt Rabideau
James Borrelli
Daryl Ashenden
Errol Hook
Jason Day, Terry Uniac, Stephen Blinn,
Pat Domenico, Mark Davis,
Dan McIlhone, Brayden Abraham,
Jeff Bateman, Gord Pell, Ken Peroff
Scott Walpole
Sean Lepkan
Gary Davison
Meghan Burton
Andrea Payne
Steve Bitonti
Yolanda Haight
Judy Smith
Dr. Terry Rotondo, Dr. Jim Vigers
Dr. Mike Leckie, Dr. Chris Cathers
Dr. Rick Delisle, Dr. Gary Pearce
Dr. Fuad Karim, Dr. Len Burman,
Dr. Mario Lemay, Dr. Peter Fuzy,
Dr. Anil Patel, Dr. Mike Guy,
Dr. Dave McParland, Dr. Tim Bagan

Marketing & Communications

Sales
Sales Associate
Ticketing & Customer Service
Community Relations & Retail Ops
Food & Beverage Services
Accounting
Academic Advisor
Club Physicians

Club Dentists



C. Scott Abbott



Mike Griffin



Stan Butler

TEAM INFORMATION

Home Arena	North Bay Memorial Gardens		
Capacity	4,043	Dimensions	200' x 85'
Arena Phone	705.474-3770		
Arena Manager	Melinda Fry	Media Box	Centre ice, west side
Team Colours	Green, Black, White, Gold, Red & Flesh		
Training Camp	North Bay Memorial Gardens		
Affiliated Team	Powassan Voodoos		



Adam McMaster

FRANCHISE RECORD

SEASON	NAME	GP	W	L	OTL	SL	PTS	GF	GA	FINISH
2015-16	North Bay Battalion	68	35	23	6	4	80	240	227	2nd (Central)
2014-15	North Bay Battalion	68	37	20	6	5	85	237	195	2nd (Central)
2013-14	North Bay Battalion	68	38	24	4	2	82	220	189	1st (Central)
2012-13	Brampton Battalion	68	34	25	3	6	77	193	190	2nd (Central)
2011-12	Brampton Battalion	68	36	22		10	82	202	188	3rd (Central)
2010-11	Brampton Battalion	68	29	32		7	65	190	214	3rd (Central)
2009-10	Brampton Battalion	68	25	29		14	64	167	181	3rd (Central)
2008-09	Brampton Battalion	68	47	19		2	96	264	184	1st (Central)
2007-08	Brampton Battalion	68	42	22		4	88	259	187	1st (Central)
2006-07	Brampton Battalion	68	27	36		5	59	214	277	4th (Central)
2005-06	Brampton Battalion	68	44	21		3	91	275	222	1st (Central)
2004-05	Brampton Battalion	68	33	24	9	2	77	214	200	3rd (Central)
2003-04	Brampton Battalion	68	25	32	9	2	61	180	221	4th (Central)
2002-03	Brampton Battalion	68	34	24	6	4	78	239	202	1st (Central)
2001-02	Brampton Battalion	68	26	35	5	2	59	215	258	5th (Midwest)
2000-01	Brampton Battalion	68	33	22	9	4	79	231	210	3rd (Midwest)
1999-00	Brampton Battalion	68	25	28	11	4	65	213	226	3rd (Midwest)
1998-99	Brampton Battalion	68	8	57	3		19	198	362	5th (Midwest)
Franchise Totals		1,224	578	495	71	80	1,307	3,951	3,933	Pct. .534

TEAM RECORDS

SEASON

Team		
Most Points	(2008-09)	96
Most Goals	(2005-06)	275
Most Goals Against	(1998-99)	362
Fewest Goals Against	(2009-10)	181
Individual		
Most Goals	Mike Amadio (2015-16)	50
Most Assists	Wojtek Wolski (2005-06)	81
Most Points	Wojtek Wolski (2005-06)	128
Best G.A.A.	Matej Machovsky (2011-12)	2.36

GAME

Most Goals	5
Mike Amadio (February 13, 2016 at Kingston)	
Most Assists	6
Luch Aquino (March 3, 2006 vs Oshawa)	
Most Points	7
Wojtek Wolski (Jan. 22, 2006 vs Erie)	
Most Power-Play Goals	3
Luke Lynes (Feb. 9, 2007 at London)	
Most Shorthanded Goals	2
Cody Hodgson (Nov. 23, 2007 at Kingston and Jan. 31, 2009 at Peterborough), Patrik Machac (Nov. 11, 2011 vs Niagara)	
Fastest Opening Goal	0:09
Lukas Havel (Nov. 21, 1999 vs. London)	
Fastest Period Goal	0:07
Evgeny Grachev (Oct. 30, 2008 vs Kingston)	
Fastest Two Goals by One Player	0:17
Brian Barker (Oct. 30, 1998 at Kitchener - 2nd period)	
Fastest Three Goals by One Player	10:22
Jay McClement (March 9, 2003 vs. Mississauga)	

INDIVIDUAL GAME RECORDS – 2015-16

Most Goals	5
Mike Amadio (Feb. 13, 2016 at Kingston)	
Most Assists	4
Mike Amadio (Nov. 15, 2015 vs Barrie), Brett McKenzie (Feb. 27, 2016 at Hamilton), Mathew Santos (Nov. 15, 2015 vs Barrie)	
Most Points	6
Mike Amadio (Nov. 15, 2015 vs Barrie)	
Most Power-Play Goals	2
Mathew Santos (Jan. 16, 2016 at Barrie and Jan. 3, 2016 vs Barrie)	
Most Shorthanded Goals	1
23 times	
Fastest Opening Goal	0:14
Mike Amadio (Oct. 18, 2015 vs Niagara)	
Fastest Period Goal	0:11
Maurizio Colella (Mar. 3, 2016 vs Owen Sound)	
Fastest Two Goals by One Player	2:14
Mike Amadio (Oct. 18, 2015 vs Niagara)	
Fastest Three Goals by One Player	11:54
Zach Bratina (Oct. 15, 2015 vs Oshawa)	
Longest Point Scoring Streak (Games)	12
Mike Amadio (Jan. 29, 2016 to Feb. 24, 2016. 15G, 15A) Mathew Santos (Jan. 29, 2016 to Feb. 24, 2016. 10G, 10A)	
Longest Goal Scoring Streak (Games)	6
Zach Bratina (Oct. 2, 2015 to Oct. 18, 2015. 11G, 11A) Mike Amadio (Feb. 13, 2016 to Feb. 24, 2016. 13G, 13A)	

NORTH BAY BATTALION

2016 OHL PRIORITY SELECTIONS

RD	NO	NAME	2015-16 CLUB	POS	HT	WT	BIRTHDATE
1	13	Adam McMaster	Niagara North Stars	C	5.10	159	February 24, 2000
2	33	Rhys Forhan	York-Simcoe Express	C	5.10	182	January 17, 2000
3	54	Mason Snell	Clarington Toros	LD	6.00	182	June 18, 2000
5	94	Travis Mailhot	Toronto Red Wings	RD	6.05	198	January 17, 2000
7	134	Patrick Brown	North Central Predators	C	6.00	146	March 21, 2000
7	135	Andrei Berezhinskiy	York-Simcoe Express	G	5.06	134	November 28, 2000
8	154	Rhys Brown	Barrie Jr. Colts	LW	5.11	158	April 20, 2000
9	174	Jordan Spadafore	Sudbury Minor Midget Wolves	LD	6.00	190	August 19, 2000
10	186	Alex Robert	Cumberland Grads Midget	RW	5.11	148	July 6, 1999
10	194	Ethan Kirbis	Buffalo Jr. Sabres 16U	C	6.01	181	March 3, 2000
11	214	Christian Purboo	Mississauga Rebels	G	6.02	182	July 1, 2000
12	234	Brandon Lucchesi	Toronto Nationals	RW	5.10	175	January 12, 2000
13	254	Ty Lindeman	North Bay Trappers Midget	LD	5.11	178	August 8, 2000
14	274	Connor Gillanders	Markham Waxers	LW	6.00	171	January 21, 2000
15	294	Ryan Nicol	Toronto Titans	C	6.00	161	March 1, 2000

CHL Import Draft

1	38	Adam Thilander	Skelleftea AIK Jr. 18	RD	6.00	192	September 18, 1998
---	----	----------------	-----------------------	----	------	-----	--------------------

HEAD COACH

Stan Butler

Born: Toronto, Ont., February 2, 1956

Year	Club	GP	W	L	T	OTL	PTS	Finish
1994-95	Oshawa Generals	66	40	21	5	85	2nd (East)	
1995-96	Oshawa Generals	66	30	28	8	68	4th (East)	
1998-99	Brampton Battalion	68	8	57	3	19	5th (Midwest)	
1999-00	Brampton Battalion	68	25	28	11	4	65	3rd (Midwest)
2000-01	Brampton Battalion	68	33	22	9	4	79	3rd (Midwest)
2001-02	Brampton Battalion	68	26	35	5	2	59	5th (Midwest)
2002-03	Brampton Battalion	68	34	24	6	4	78	1st (Central)
2003-04	Brampton Battalion	68	25	32	9	2	61	4th (Central)
2004-05	Brampton Battalion	68	33	24	9	2	77	3rd (Central)
2005-06	Brampton Battalion	68	44	21	3	91	1st (Central)	
2006-07	Brampton Battalion	68	27	36	5	59	4th (Central)	
2007-08	Brampton Battalion	68	42	22	4	88	1st (Central)	
2008-09	Brampton Battalion	68	47	19	2	96	1st (Central)	
2009-10	Brampton Battalion	68	25	29	14	64	3rd (Central)	
2010-11	Brampton Battalion	68	29	32	7	65	3rd (Central)	
2011-12	Brampton Battalion	68	36	22	10	82	3rd (Central)	
2012-13	Brampton Battalion	68	34	25	9	77	2nd (Central)	
2013-14	North Bay Battalion	68	38	24	6	82	1st (Central)	
2014-15	North Bay Battalion	68	37	20	11	85	2nd (Central)	
2015-16	North Bay Battalion	68	35	23	10	80	2nd (Central)	
	OHL Totals	1,356	648	544	65	99	1,460	Pct. .538

Coaching History

Stan Butler 1998-99 to present.

2015-16 TEAM RECORD

Overall Record:	35	23	6	4	vs. Barrie	4	1	0	1
Home Record:	23	9	1	1	vs. Erie	1	1	0	0
Road Record:	12	14	5	3	vs. Flint	2	0	0	0
Overtime Record:	6	9			vs. Guelph	2	0	0	0
vs. East Division Opponents	9	7	3	1	vs. Hamilton	3	0	1	0
vs. Central Division Opponents	17	6	2	1	vs. Kingston	0	3	0	1
vs. West Division Opponents	5	6	0	1	vs. Kitchener	0	1	0	1
vs. Midwest Division Opponents	4	4	1	1	vs. London	1	0	1	0
September Record	0	2	0	0	vs. Mississauga	4	2	0	0
October Record	6	4	1	1	vs. Niagara	3	2	1	0
November Record	6	4	0	0	vs. Oshawa	2	1	1	0
December Record	6	3	0	1	vs. Ottawa	2	1	1	0
January Record	7	3	1	2	vs. Owen Sound	0	2	0	0
February Record	6	3	3	0	vs. Peterborough	2	2	0	0
March Record	4	4	1	0	vs. Saginaw	1	1	0	0
Playoff Record:	4	7			vs. Sarnia	1	1	0	0
40					vs. Sault Ste. Marie	1	2	0	1
					vs. Sudbury	6	1	1	0
					vs. Windsor	0	2	0	0

OSHAWA GENERALS

Tribute Communities Centre • 99 Athol Street East, Oshawa, Ontario L1H 1J8
Phone: 905.433.0900 • Fax: 905.433.0868
email: admin@oshawagenerals.com • www.oshawagenerals.com



TEAM DIRECTORY

President and Governor

Vice President

General Manager

Head Coach

Assistant Coaches

Goaltending Consultant

Head Ath. Trainer & Equip. Manager

Director of Hockey Operations

Head Scout

Scouts

Team Travel Coordinator

Director, Business Operations

Director, Marketing & Sponsorship

Director, Ticket Sales & Service

Manager, Game Day Ops & Media Rel.

Manager, Corporate Partnership

Community Relations/Merchandise

Manager, Ticket Sales

Office Administrator

Digital Marketing Coordinator

Academic Advisor

Club Physicians

Club Dentist

Rocco Tullio

John McMahon

Roger Hunt

Bob Jones

Greg Nemisz

Nathan McIver

Zac Bierk

Bryan Boyes

Mike Kelly

Frank Evola

Kevin Bloch, Mike Craig,

Anthony Herrington, Joe Beleskey,

Danny O'Brien, Joe Washkurak,

Logan Graves, Tony Ciampa

Gary Minacs

Andrew Edwards

Meghan Wright

Jason Hickman

Kodie Richardson

Eric Ebenbauer

Joe Crimi

Chris Van Dusen

Chantel Paradis

Brooke Ashley

Tom Buchanan

Dr. Bolger, Dr. Paulovic, Dr. Martin

Dr. Zakarow




Rocco Tullio



Roger Hunt



Bob Jones



Danil Antropov

TEAM INFORMATION

Home Arena

Tribute Communities Centre

Dimensions

85' x 200'

Capacity 5,180 (5,637 with standing)

Box Office Phone

905.438.8881

Arena Manager Vince Vella

Media Room

Lower Level

Team Colours Red, White, Blue

Training Camp

Tribute Communities Centre

Affiliated Teams

Whitby Fury

Manager: John Tugnutt

Niagara Falls Canucks

Manager: Frank Pietrangelo

OSHAWA GENERALS

FRANCHISE RECORD

See page 126 for complete franchise records

SEASON	NAME	GP	W	L	T	OL/SL	PTS	GF	GA	FINISH
2015-16	Oshawa Generals	68	27	33	4	4	62	197	235	4th (East)
2014-15	Oshawa Generals	68	51	11		6	108	292	157	1st (East)
2013-14	Oshawa Generals	68	42	20		6	90	232	187	1st (East)
2012-13	Oshawa Generals	68	42	22		4	88	235	192	2nd (East)
2011-12	Oshawa Generals	68	31	30		7	69	242	241	3rd (East)
2010-11	Oshawa Generals	68	39	19		10	88	273	240	2nd (East)
2009-10	Oshawa Generals	68	24	39		5	53	216	299	4th (East)
2008-09	Oshawa Generals	68	25	35		8	58	213	283	4th (East)
2007-08	Oshawa Generals	68	38	17		13	89	290	262	2nd (East)
2006-07	Oshawa Generals	68	31	29		8	70	292	320	2nd (East)
2005-06	Oshawa Generals	68	18	45		5	41	233	330	5th (East)
2004-05	Oshawa Generals	68	15	48	3	2	35	173	289	5th (East)
2003-04	Oshawa Generals	68	30	29	8	1	69	188	206	3rd (East)
2002-03	Oshawa Generals	68	34	30	2	2	72	243	225	4th (East)
2001-02	Oshawa Generals	68	23	33	7	5	58	205	247	4th (East)
2000-01	Oshawa Generals	68	20	36	7	5	52	184	254	5th (East)
1999-00	Oshawa Generals	68	32	32	4	2	70	227	224	5th (East)
1998-99	Oshawa Generals	68	39	24	5	83	280	217	3rd (East)	
1997-98	Oshawa Generals	66	26	32	8	60	214	247	4th (East)	
1996-97	Oshawa Generals	66	41	18	7	89	287	202	2nd (East)	
1995-96	Oshawa Generals	66	30	28	8	68	248	238	4th (East)	
1994-95	Oshawa Generals	66	40	21	5	85	300	242	2nd (East)	
1993-94	Oshawa Generals	66	26	32	8	60	272	309	6th (Leyden)	
1992-93	Oshawa Generals	66	33	28	5	71	270	268	3rd (Leyden)	
1991-92	Oshawa Generals	66	31	26	9	71	274	273	5th (Leyden)	
Franchise Totals		3,662	1,696	1,611	264	93	3,749	14,782	14,955	Pct. .512

TEAM RECORDS

SEASON

Team		
Most Points	(2014-15)	108
Most Goals	(1990-91)	382
Most Goals Against	(1976-77)	444
Fewest Goals Against	(2014-15)	157
Individual		
Most Goals	Tony Tanti (1980-81)	81
Most Assists	Scott McCrory (1986-87)	99
Most Points	Tony Tanti (80-81)	150
	Scott McCrory (86-87)	
Best GAA	Ken Appleby (2014-15)	2.08

GAME

Most Goals	6
Tony Tanti (Jan. 18, 1981 vs. Kitchener)	
Most Assists	7
Chuck Durocher (Nov. 28, 1976 vs. Sault Ste. Marie)	
Most Points	8
Tony Tanti (Jan. 18, 1981 vs. Kitchener)	
Most Powerplay Goals	4
Tony Tanti (Jan. 18, 1981 vs. Kitchener)	
Most Shorthanded Goals	2
Dan Gratton (1984-85), Eric Lindros (1990-91), Rob Pearson (1990-91), Scott Hollis (1991-92), Stephane Soulliere (1994-95), Kurt Walsh (1995-96), Marc Savard (1996-97), Brandon Nolan (2002-03), John Tavares (2005-06), Michael Del Zotto (Jan. 13, 2008 vs. Kingston)	
Fastest Opening Goal	0:05
Paul Gardner (Feb. 13, 1976 at Kitchener)	
Fastest Period Goal	0:04
Brett Trudell (Sep. 26, 2004 vs. Mississauga - OT)	
Fastest Two Goals by One Player	0:04
Greg Malone (Oct. 22, 1974 - 3rd period)	
Fastest Three Goals by One Player	2:24
Peter Horachek (Oct. 14, 1979 vs. Kitchener - 3rd period)	

INDIVIDUAL GAME RECORDS – 2015-16

Most Goals	3
Joe Manchurek (Sep. 27, 2015 vs North Bay)	
Most Assists	3
Anthony Cirelli (Mar. 4, 2016 at Mississauga), Anthony Cirelli (Jan. 31, 2016 vs Ottawa and Feb. 15, 2016 vs Owen Sound)	
Most Points	5
Kenny Huether (Feb. 15, 2016 vs Owen Sound)	
Most Power-Play Goals	1
56 times	
Most Shorthanded Goals	1
Mitchell Vande Sompel (Dec. 20, 2015 vs Sudbury), Anthony Cirelli (Dec. 6, 2015 at Sudbury), Joe Manchurek (Mar. 4, 2016 at Mississauga), Michael Dal Colle (Nov. 7, 2015 at Saginaw and Nov. 14, 2015 at Niagara)	
Fastest Opening Goal	0:21
Lukas Lofquist (Dec. 11, 2015 vs Niagara)	
Fastest Period Goal	0:21
Lukas Lofquist (Dec. 11, 2015 vs Niagara)	
Fastest Two Goals by One Player	0:08
Joe Manchurek (Oct. 22, 2015 at Peterborough)	
Fastest Three Goals by One Player	49:23
Joe Manchurek (Sep. 27, 2015 vs North Bay)	
Longest Point Scoring Streak (Games)	11
Domenic Comisso (Nov. 29, 2015 to Jan. 2, 2016. 5G, 5A)	
Longest Goal Scoring Streak (Games)	5
Michael Dal Colle (Nov. 6, 2015 to Nov. 14, 2015. 6G, 6A)	

2016 OHL PRIORITY SELECTIONS

RD	NO	NAME	2015-16 CLUB	POS	HT	WT	BIRTHDATE
1	6	Danil Antropov	Toronto Marlboros	RW	6.00	166	December 20, 2000
2	25	Serron Noel	Brockville Braves Midget	RW	6.02	172	August 8, 2000
2	32	Jack DeBoer	Salisbury PS Crimson Knights	C	6.02	180	August 17, 2000
3	46	William Ennis	South Kent School	LD	6.03	194	May 31, 2000
4	66	Nathan Torchia	Waterloo Wolves	G	5.09	165	May 12, 2000
5	87	Joseph Rupoli	Toronto Red Wings	LD	6.03	200	May 24, 2000
5	99	Dante Fantauzzi	Toronto Marlboros	LD	6.00	177	May 1, 2000
7	127	Mitchell Hewitson	Halton Hills Hurricanes	RW	6.03	205	May 11, 2000
8	147	Grant Spence	Chatham-Kent Cyclones	C	6.00	155	July 29, 2000
9	167	Isaac Taylor	Hamilton Huskies	RW	6.00	205	May 27, 2000
11	207	Mitchell Pellarin	North Central Predators	C	5.11	178	May 12, 2000
12	227	Owen Cole	Southern Tier Admirals	C	5.09	160	January 29, 2000
13	247	Eric Gibb	Huron Perth Lakers	LD	5.11	173	March 5, 2000
14	267	Antonio Jr Pirone	Toronto Red Wings	G	5.06	167	February 14, 2000

CHL Import Draft

1	17	Eeli Tolvanen	Sioux City Musketeers	RW	5.11.75	181	April 22, 1999
2	77	Renars Krastenbergs	TPH Thunder AAA 18U	C	5.11	143	December 26, 1998

HEAD COACH

Bob Jones

Born: January 13, 1970, Sault Ste. Marie, ON

Coaching Record

Year	Club	GP	W	L	OTL	SL	PTS	Finish
2010-11	Windsor Spitfires	68	39	23	3	3	84	2nd (West)
2015-16	Oshawa Generals	68	27	33	4	4	62	4th (East)
	OHL Totals	136	66	56	7	7	146	Pct. .537

Coaching History

Doug Williams 1962-63; Jim Cherry 1963-64 to 1964-65; Bep Guidolin 1965-66; Ted O'Connor 1966-67; Ike Hildebrand 1967-68 to 1968-69; Doug Williams 1969-70; Eddy Reigle 1970-71; Gus Bodnar 1971-72 to 1975-76; Sherwood Bassin 1976-77; Bill White 1977-78 to 1978-79; Paul Theriault 1979-80; Bill LaForge 1980-81; Paul Theriault 1981-82 to 1988-89; Rick Cornacchia 1989-90 to 1993-94; Stan Butler 1994-95 to 1995-96; Bill Stewart 1996-97; John Goodwin 1997-98 to 1999-2000; George Burnett 2000-01 to 2003-04; Bob McGill, Brad Selwood and Randy Ladouceur, 2004-05; Randy Ladouceur 2005-06; Brad Selwood 2006-07 to 2007-08; Chris DePiero 2007-08 to 2011-12; Gary Agnew, 2011-12; D.J. Smith 2012-13 to 2014-15; Bob Jones 2015-16 to date.

2015-16 TEAM RECORD

	W	L	OTL	SL		W	L	OTL	SL
Overall Record:	27	33	4	4	vs. Barrie	0	4	0	0
Home Record:	16	14	2	2	vs. Erie	0	2	0	0
Road Record:	11	19	2	2	vs. Flint	0	1	0	1
Overtime Record:	7	6			vs. Guelph	2	0	0	0
					vs. Hamilton	5	1	0	0
vs. East Division Opponents	13	13	2	2	vs. Kingston	1	5	2	0
vs. Central Division Opponents	9	7	1	1	vs. Kitchener	1	1	0	0
vs. West Division Opponents	0	8	1	1	vs. London	0	2	0	0
vs. Midwest Division Opponents	5	5	0	0	vs. Mississauga	2	0	1	1
					vs. Niagara	1	1	0	0
September Record	2	1	0	0	vs. North Bay	2	2	0	0
October Record	5	6	2	0	vs. Ottawa	1	5	0	2
November Record	3	7	0	2	vs. Owen Sound	2	0	0	0
December Record	3	4	1	0	vs. Peterborough	6	2	0	0
January Record	5	6	0	2	vs. Saginaw	0	2	0	0
February Record	5	6	1	0	vs. Sarnia	0	2	0	0
March Record	4	3	0	0	vs. Sault Ste. Marie	0	1	1	0
					vs. Sudbury	4	0	0	0
Playoff Record:	1	4			vs. Windsor	0	2	0	0

OTTAWA 67's

The Arena at TD Place, 1015 Bank Street, Ottawa, ON K1S 3W7

Phone: 613.232.6767 • Sales/Marketing Fax: 613.232.5586 • Hockey Ops Fax: 613.695.9967

email: ottawa67s@chl.ca • www.ottawa67s.com



TEAM DIRECTORY

Governor

VP, Communications and Content

VP, Partnerships, Merchandising

VP, Venues & Entertainment

VP, Ticket Sales & Marketing

General Manager/Head Coach

Head Scout/Dir. of Player Personnel

Associate Coach

Assistant Coach

Goalie Coach

Head Equipment Manager

Senior Advisor, Hockey Operations

Advisor, Hockey Operations

Hockey Operations Associate

Head Athletic Therapist

Team Athletic Therapist

Scouts

Account Director, Corporate Part.

Director, Communications and Content

Brand and Marketing Manager

Academic Advisor

Jeff Hunt

Randy Burgess

Adrian Sciarra

Mike Cerha

John Mathers

Jeff Brown

Pat Higgins

Mike Eastwood

Brad Brown

Paul Schonfelder

Chris Hamilton

Brian Kilrea

Bert O'Brien

Robert Mahlitz

Dan Marynowski

Spencer Peters

Joe Rowley, Rob Toffoli,

Gerry Skrypec, Peter Anthony,

Jonathan Kyriacou, Sean White

Erin O'Connell

Graeme Ivory

Brianne Fodor

Eileen Duffin



Jeff Hunt



Jeff Brown



Mike Eastwood

TEAM INFORMATION

Home Arena	The Arena at TD Place	Capacity	6,200 (expandable to 9,862)
Dimensions	200' x 85'	Arena Phone	613.232-6767 x8240
Arena Manager	Mike Cerha		
Training Camp	The Arena at TD Place	Team Colours	Red, White, & Black



Peter Stratis

FRANCHISE RECORD

See page 127 for complete franchise records

SEASON	NAME	GP	W	L	T OTL/SL	PTS	GF	GA	FINISH	
2015-16	Ottawa 67's	68	36	29	2	1	75	234	219	2nd (East)
2014-15	Ottawa 67's	68	38	25	5	5	85	239	220	2nd (East)
2013-14	Ottawa 67's	68	23	39	6	5	52	222	308	5th (East)
2012-13	Ottawa 67's	68	16	46	6	3	38	208	323	5th (East)
2011-12	Ottawa 67's	68	40	20	8	8	88	268	216	1st (East)
2010-11	Ottawa 67's	68	44	19	5	9	93	278	199	1st (East)
2009-10	Ottawa 67's	68	37	23	8	8	82	246	219	1st (East)
2008-09	Ottawa 67's	68	40	21	7	7	87	272	231	2nd (East)
2007-08	Ottawa 67's	68	29	34	5	6	63	201	237	3rd (East)
2006-07	Ottawa 67's	68	30	34	4	6	64	242	263	4th (East)
2005-06	Ottawa 67's	68	29	31	8	6	66	240	244	4th (East)
2004-05	Ottawa 67's	68	34	26	7	1	76	244	210	2nd (East)
2003-04	Ottawa 67's	68	29	26	9	4	71	238	220	1st (East)
2002-03	Ottawa 67's	68	44	14	7	3	98	318	210	1st (East)
2001-02	Ottawa 67's	68	36	20	10	2	84	262	218	2nd (East)
2000-01	Ottawa 67's	68	33	21	10	4	80	249	201	2nd (East)
1999-00	Ottawa 67's	68	43	21	4	1	91	269	189	1st (East)
1998-99	Ottawa 67's	68	48	13	7	7	103	305	164	1st (East)
1997-98	Ottawa 67's	66	40	17	9	9	89	286	172	1st (East)
1996-97	Ottawa 67's	66	49	11	6	6	104	320	177	1st (East)
1995-96	Ottawa 67's	66	39	22	5	5	83	258	200	1st (East)
1994-95	Ottawa 67's	66	22	38	6	6	50	232	276	6th (East)
1993-94	Ottawa 67's	66	33	22	11	11	77	274	229	2nd (Leyden)
1992-93	Ottawa 67's	66	16	42	8	8	40	220	310	8th (Leyden)
1991-92	Ottawa 67's	66	32	30	4	4	68	280	251	6th (Leyden)
Franchise Totals		3,250	1,676	1,285	212	78	3,648	13,917	12,500	Pct. .561

TEAM RECORDS

SEASON

Team		
Most Points	(1996-97)	104
Most Goals	(1977-78)	405
Most Goals Against	(1974-75)	382
Fewest Goals Against	(1998-99)	164

Individual

Most Goals	Peter Lee (1975-76)	81
Most Assists	Bob Smith (1977-78)	123
Most Points	Bob Smith (1977-78)	192
Best GAA	Levente Szuper (1998-99)	2.33

GAME

Most Goals	6
Tim Young (Jan. 24, 1975 vs. St. Catharines)	
Most Assists	7
Tim Young (Feb. 16, 1975 vs. London)	
Most Points	8
Tim Young (Jan. 24, '75 vs. St. Catharines and Feb. 16, '75 vs. London); Derek Grant and Steve Washburn (Feb. 19, '95 at S.S.Marie)	
Most Powerplay Goals	5
Bob Smith (Oct. 2, 1977 vs. Niagara Falls)	
Most Shorthanded Goals	2
Bruce Baker (1974-75); Bob Smith (1976-77); Shean Donovan (1993-94); Alyn McCauley (1996-97)	
Fastest Opening Goal	0:09
Frank Donnelly (Sept. 27, 1974 vs. Toronto); Warren Holmes (Feb. 12, 1977 at Kitchener)	
Fastest Period Goal	0:07
Alyn McCauley (Dec. 10, 1994 at Belleville - 2nd period)	
Fastest Two Goals by One Player	0:07
Jim Fox (Jan. 2, 1979 at Brantford - 3rd period)	

Fastest Three Goals by One Player

Tom McDonnell (Dec. 10, 1976 vs. Sudbury - 2nd period)

0:25

INDIVIDUAL GAME RECORDS — 2015-16

Most Goals	3
Dante Salituro (Oct. 11, 2015 at Owen Sound, Dec. 6, 2015 at Sarnia, Nov. 22, 2015 at Oshawa), Sam Studnicka (Oct. 2, 2015 vs Hamilton), Austen Keating (Dec. 13, 2015 vs Sault Ste. Marie), Travis Barron (Oct. 18, 2015 at Saginaw), Artur Tyanulin (Mar. 12, 2016 at Kingston)	
Most Assists	5
Travis Konecny (Nov. 22, 2015 at Oshawa)	
Most Points	5
Travis Konecny (Nov. 22, 2015 at Oshawa)	
Most Power-Play Goals	2
Austen Keating (Nov. 14, 2015 at Hamilton), Dante Salituro (Dec. 6, 2015 at Sarnia and Jan. 17, 2016 vs Flint)	
Most Shorthanded Goals	1
Dante Salituro (Feb. 22, 2016 vs Niagara), Jeremiah Addison (Nov. 13, 2015 at Niagara), Jeremiah Addison (Mar. 16, 2016 vs Barrie), Sam Studnicka (Nov. 13, 2015 at Niagara), Jacob Middleton (Mar. 18, 2016 vs Hamilton)	
Fastest Opening Goal / Fastest Period Goal	0:11
Trent Mallette (Nov. 22, 2015 at Oshawa)	
Fastest Two Goals by One Player	2:29
Dante Salituro (Jan. 17, 2016 vs Flint)	
Fastest Three Goals by One Player	5:39
Dante Salituro (Oct. 11, 2015 at Owen Sound)	
Longest Point Scoring Streak (Games)	13
Dante Salituro (Jan. 16, 2016 to Feb. 15, 2016. 7G, 7A)	
Longest Goal Scoring Streak (Games)	6
Artur Tyanulin (Mar. 4, 2016 to Mar. 20, 2016. 9G, 9A)	

OTTAWA 67's

2016 OHL PRIORITY SELECTIONS

RD	NO	NAME	2015-16 CLUB	POS	HT	WT	BIRTHDATE
1	11	Peter Stratis	Mississauga Rebels	RD	5.11	174	January 18, 2000
2	30	Carter Robertson	York-Simcoe Express	RD	6.01	157	January 15, 2000
2	31	Kevin Bahl	Toronto Marlboros	LD	6.04	216	June 27, 2000
3	56	Mitchell Hoelscher	Waterloo Wolves	C	5.11	140	January 27, 2000
4	65	Matt Nastasiuk	Barrie Jr. Colts	RW	5.10	164	January 12, 2000
4	72	Thomas Tinnmouth	Toronto Marlboros	LW	5.11	153	May 11, 2000
5	84	Quinn Yule	Central Ontario Wolves	LW	6.05	182	January 6, 2000
5	92	Samuel Bitten	Mississauga Rebels	C	5.11	170	March 21, 2000
6	112	Trevor Peca	Buffalo Jr. Sabres 16U	RW	6.00	153	April 15, 2000
7	132	Ethan Manderville	Gloucester Rangers Midget	RW	6.03	184	July 1, 2000
10	192	Riley McCutcheon	Clarington Toros	LW	6.00	168	June 25, 2000
11	212	Hunter Carrick	Oakland Jr. Grizzlies 16U	LD	5.11	181	August 3, 2000
12	232	Cedrick Andree	Ottawa Senators Midget	G	5.08	144	June 7, 2000
13	252	Daniel McIntyre	Kanata Lasers Midget	LW	5.10	140	November 22, 2000
14	272	Spencer Stastny	Chicago Mission 16U	LD	5.09	155	January 4, 2000

CHL Import Draft

1	32	Andrei Golikov	Yaroslavl Loko-Junior	RD	6.01	179	May 31, 1999
---	----	----------------	-----------------------	----	------	-----	--------------

HEAD COACH

Jeff Brown

Born: April 30, 1966 in Ottawa, Ontario

Year	Club	GP	W	L	T	OTL	PTS	Finish
2014-15	Ottawa 67's	68	38	25	4	1	81	2nd (East)
2015-16	Ottawa 67's	68	36	29	2	1	75	2nd (East)
	OHL Totals	136	74	54	6	2	156	Pct. .574

Coaching History

Bill Long, 1967-68 to 1971-72; Leo Boivin, 1972-73 and 1973-74; Brian Kilrea, 1974-75 to 1983-84; Cliff Stewart and Bob Ellett, 1984-85; Bob Ellett, 1985-86; Brian Kilrea, 1986-87 to 1993-94; Peter Lee, 1994-95; Brian Kilrea, 1995-96 2008-09; Chris Byrne 2009-10 to 2013-14; Jeff Brown 2014-15 to date.

2015-16 TEAM RECORD

	W	L	OTL	SL		W	L	OTL	SL
Overall Record:	36	29	2	1	vs. Barrie	2	2	0	0
Home Record:	18	15	0	1	vs. Erie	0	2	0	0
Road Record:	18	14	2	0	vs. Flint	1	1	0	0
Overtime Record:	3	2			vs. Guelph	2	0	0	0
					vs. Hamilton	4	2	0	0
vs. East Division Opponents	21	8	1	0	vs. Kingston	4	4	0	0
vs. Central Division Opponents	7	9	1	1	vs. Kitchener	0	2	0	0
vs. West Division Opponents	5	5	0	0	vs. London	0	2	0	0
vs. Midwest Division Opponents	3	7	0	0	vs. Mississauga	0	3	0	1
					vs. Niagara	1	3	0	0
September Record	0	3	0	0	vs. North Bay	2	1	1	0
October Record	8	3	1	0	vs. Oshawa	7	0	1	0
November Record	8	3	0	0	vs. Owen Sound	1	1	0	0
December Record	2	8	0	0	vs. Peterborough	6	2	0	0
January Record	7	5	0	1	vs. Saginaw	1	1	0	0
February Record	5	6	1	0	vs. Sarnia	1	1	0	0
March Record	6	1	0	0	vs. Sault Ste. Marie	0	2	0	0
					vs. Sudbury	2	0	0	0
Playoff Record:	1	4			vs. Windsor	2	0	0	0

OWEN SOUND ATTACK

P.O. Box 1420, Owen Sound, Ontario N4K 6T5
Phone: 519.371.7452 • Fax: 519.371.7990
email: loleary@attackhockey.com • www.attackhockey.com



TEAM DIRECTORY

President
Governor
Business Manager
General Manager
Head Coach
Assistant Coach
Goaltending Coach
Powerskating Coach
Athletic Therapist
Strength and Conditioning Coach
Assistant Equipment Manager
Assistant Athletic Therapist
Scouting Consultant
Scouts

Statistician
Dir. of Marketing and Public Relations
Office Administrator
Administrative Assistant
Group Sales Coordinator
Digital Media Coordinator
Academic Advisor
Club Physician
Club Dentist

Dr. Bob Severs
Peter MacDermid
Ray McKelvie
Dale DeGray
Ryan McGill
Alan Letang
Greg Redquest
Denise Reid
Andy Brown
Andrew Hopf
Trevor Castonguay
Brandon Downing
David McNamara
Eric Navarro, Cory Hamilton,
Shamus Gregga, David Ross,
Sean LaFortune, Nate Laishram,
Nick Tomczyk, Chris Cameron,
Ryan MacLellan
Ryan Manley
Brent Fisher
Lee Anne O'Leary
Larissa Blue
Matt Christie
Shaun Bisson
Sarah Rowe
Dr. Cam Tweedie
Dr. Sean Stewart



Dr. Bob Severs



Dale DeGray



Ryan McGill

TEAM INFORMATION

Home Arena	J.D. McArthur Arena/Harry Lumley Bayshore Community Centre		
Capacity	3,000 (3,500 with standees)	Dimensions	200' x 85'
Box Office Phone	519.371.7452	Arena Phone	519.376.3594
Arena Manager	Mark Kazarian	Press Box	West side, above sec.H
Team Colours	Red, Black, Gold & White		
Training Camp	Harry Lumley Bayshore Community Centre		



Aidan Dudas

OWEN SOUND ATTACK

FRANCHISE RECORD

See page 128 for complete franchise records

SEASON	NAME	GP	W	L	T	SL	PTS	GF	GA	FINISH	
2015-16	Owen Sound Attack	68	32	25	8	3	75	209	222	4th (Midwest)	
2014-15	Owen Sound Attack	68	35	24	2	7	79	240	211	4th (Midwest)	
2013-14	Owen Sound Attack	68	31	29	3	5	70	205	237	5th (Midwest)	
2012-13	Owen Sound Attack	68	44	18		6	94	231	165	2nd (Midwest)	
2011-12	Owen Sound Attack	68	32	29		7	71	234	220	3rd (Midwest)	
2010-11	Owen Sound Attack	68	46	17		5	97	283	215	1st (Midwest)	
2009-10	Owen Sound Attack	68	27	33		8	62	221	276	5th (Midwest)	
2008-09	Owen Sound Attack	68	26	27		15	67	226	258	4th (Midwest)	
2007-08	Owen Sound Attack	68	20	41		7	47	200	290	4th (Midwest)	
2006-07	Owen Sound Attack	68	31	30		7	69	256	261	4th (Midwest)	
2005-06	Owen Sound Attack	68	32	29		7	71	239	239	4th (Midwest)	
2004-05	Owen Sound Attack	68	40	18		7	3	90	245	187	2nd (Midwest)
2003-04	Owen Sound Attack	68	30	27		7	4	71	202	210	4th (Midwest)
2002-03	Owen Sound Attack	68	27	30		7	4	65	206	243	4th (Midwest)
2001-02	Owen Sound Attack	68	24	31		10	3	61	200	240	4th (Midwest)
2000-01	Owen Sound Attack	68	31	27		7	3	72	256	236	4th (Midwest)
1999-00	Owen Sound Platers	68	21	41		6	6	54	237	292	5th (Midwest)
1998-99	Owen Sound Platers	68	39	24		5		83	312	293	2nd (Midwest)
1997-98	Owen Sound Platers	66	27	34		5		59	270	312	4th (Central)
1996-97	Owen Sound Platers	66	27	37		2		56	258	318	4th (Central)
1995-96	Owen Sound Platers	66	29	32		5		63	274	313	4th (Central)
1994-95	Owen Sound Platers	66	22	38		6		50	239	299	3rd (Central)
1993-94	Owen Sound Platers	66	34	30		2		70	303	284	4th (Emms)
1992-93	Owen Sound Platers	66	29	29		8		66	330	324	4th (Emms)
1991-92	Owen Sound Platers	66	23	41		2		48	260	315	6th (Emms)
	Franchise Totals	2,288	965	1,099	128	101	2,160	8,475	9,513	Pct. .472	

TEAM RECORDS

SEASON

Team		
Most Points	(2010-11)	97
Most Goals	(1992-93)	330
Most Goals Against	(1982-83)	555
Fewest Goals Against	(2012-13)	165
Individual		
Most Goals	Andrew Brunette (1992-93)	62
Most Assists	Andrew Brunette (1992-93)	100
Most Points	Andrew Brunette (1992-93)	162
Best GAA	Jordan Binnington (2012-13)	2.17

GAME

Most Goals	5
Wes Goldie (Jan 6/99 vs. Toronto), Josh Bailey (Oct. 28/06 in Erie)	
Most Assists	5
Kirk Muller (Feb 24/84 vs. North Bay); Wayne Primeau (Mar 11/95 vs. Ottawa); Dan Snyder (Jan 6/99 vs. Toronto); Bryan Kazarian (Sept 24/99 at S.S. Marie); Bobby Ryan (Oct 8/05 vs Oshawa and Oct 22/05 vs Guelph)	
Most Points	7
Jim Ensom (Jan 10/96 vs. Sudbury), Cameron Brace (Feb 11/12 vs Peterborough)	
Most Powerplay Goals	3
Jason MacDonald (Feb 15/93 at Detroit); Larry Paleczny (Dec 13/96 at Kingston); Daniel Sisca (Nov. 21/01 vs. Kitchener)	
Most Shorthanded Goals	2
Guy Larose (Nov 29/85 at S. S. Marie), Greg Jacina (Dec. 20/00 vs. Erie), Bobby Ryan (Mar. 6/05 at Toronto)	
Fastest Opening Goal	0:11
Rob Schweyer (Nov 5/94 at Kingston); Scott Giles (Feb 11/06 vs. S.S. Marie)	
Fastest Period Goal	0:04
Petrus Palmu (Sept 28/16 vs Hamilton - 2nd period)	
Fastest Two Goals by One Player	0:07
Joseph Blandisi (Nov. 26, 2011 at Sault Ste. Marie)	

Fastest Three Goals by One Player 5:27

Paul Kelly (Feb 20, 1987 at London - 2nd period)

INDIVIDUAL GAME RECORDS — 2015-16

Most Goals	4
Ethan Szygula (Feb. 26, 2016 at Mississauga), Petrus Palmu (Feb. 29, 2016 vs Niagara)	
Most Assists	3
9 times	
Most Points	5
Ethan Szygula (Feb. 26, 2016 at Mississauga), Petrus Palmu (Feb. 29, 2016 vs Niagara)	
Most Power-Play Goals	2
Ethan Szygula (Oct. 18, 2015 vs Windsor and Oct. 28, 2015 vs Erie), Thomas Schemitsch (Feb. 15, 2016 at Oshawa)	
Most Shorthanded Goals	1
5 times	
Fastest Opening Goal	0:57
Jonah Gadjovich (Jan. 29, 2016 at Kingston)	
Fastest Period Goal	0:35
Jarett Meyer (Oct. 18, 2015 vs Windsor)	
Fastest Two Goals by One Player	1:37
Thomas Schemitsch (Feb. 15, 2016 at Oshawa)	
Fastest Three Goals by One Player	14:21
Nick Suzuki (Jan. 30, 2016 at Ottawa)	
Longest Point Scoring Streak (Games)	7
Bryson Cianfrone (Feb. 13, 2016 to Feb. 27, 2016. 5G, 5A)	
Longest Goal Scoring Streak (Games)	3
Jaden Lindo (Oct. 31, 2015 to Nov. 7, 2015. 3G, 3A), Petrus Palmu (Feb. 17, 2016 to Feb. 20, 2016. 4G, 4A), Josh Sterk (Dec. 12, 2015 to Dec. 16, 2015. 3G, 3A), Nick Suzuki (Jan. 16, 2016 to Jan. 21, 2016. 3G, 3A), Bryson Cianfrone (Feb. 20, 2016 to Feb. 27, 2016. 3G, 3A)	

2016 OHL PRIORITY SELECTIONS

RD	NO	NAME	2015-16 CLUB	POS	HT	WT	BIRTHDATE
1	10	Aidan Dudas	North Central Predators	C	5.07	153	June 15, 2000
3	43	Jackson Doherty	Hamilton Jr. Bulldogs	C	5.10	159	August 22, 2000
3	51	Luke Beamish	Halton Hills Hurricanes	LD	5.11	155	June 15, 2000
4	71	Daylon Groulx	Southern Tier Admirals	RW	5.10	150	June 7, 2000
5	91	Lucas Crawford	Oakland Jr. Grizzlies 15U	RD	6.02	189	June 3, 2000
5	101	Keanan Stewart	Guelph Gryphons	C	6.01	152	April 29, 2000
6	107	Marino Moro	Hamilton Jr. Bulldogs	LW	5.09	155	February 3, 2000
6	111	Josh Graziano	Nichols School Var. Prep A	G	6.00	179	March 22, 2000
7	131	Matt Sherwin	Quinte Red Devils	RW	6.01	188	April 20, 2000
8	145	Eric Cerantola	Oakville Rangers	RW	6.02	176	May 2, 2000
8	151	Spencer Kersten	Waterloo Wolves	RW	5.08	141	May 16, 2000
9	171	Ben Schultheis	TPH Thunder 16U	RD	6.02	201	February 17, 2000
10	191	Mathieu Halle	Kingston Frontenacs	LW	6.00	177	January 15, 2000
11	204	Alex Tower	Toronto Red Wings	LW	5.10	171	February 18, 2000
12	231	Jesse Tucker	Toronto Titans	C	5.10	176	March 1, 2000
13	251	Riley Valade	Toronto Titans	LD	5.10	153	July 20, 2000
14	271	Connor Gregga	Markham Majors	C	5.07	150	July 24, 2000
15	291	Tyler Davis	Markham Waxers	LW	5.11	195	January 27, 2000

CHL Import Draft

1	29	Maksim Sushko	Soligorsk Shakhner	LW	6.00	179	February 10, 1999
---	----	---------------	--------------------	----	------	-----	-------------------

HEAD COACH

Ryan McGill

February 28, 1969, Sherwood Park, Alberta

Coaching Record

Year	Club	GP	W	L	OTL	SL	PTS	Finish
2015-16	Owen Sound Attack	68	32	25	8	3	75	4th (Midwest)

Coaching History

Don McKee 1982-83; Joe Contini 1983-84 to 1984-85; Mike Mahoney and Rob Holody 1984-85; Jacques Martin 1985-86; Gary Spoor and Rob Holody 1986-87; Floyd Crawford 1987-88; Ron Smith 1988-89; Len McNamara 1989-90 to 1990-91; Rick Tarasuk 1991-92; Jerry Harrigan 1992-93 to 1994-95; Ric Seiling and John Lovell 1995-96; John Lovell 1996-97; John Lovell and Dave Siciliano 1997-98; Dave Siciliano 1998-99; Dave Siciliano and Brian O'Leary 1999-2000; Brian O'Leary 2000-01; Frank Carnevale 2001-02; Mike Stothers 2002-03 to 2006-07; Mark Reeds 2007-08 to 2010-11; Greg Ireland 2011-12 to 2014-15; Ryan McGill 2015-16 to date.

2015-16 TEAM RECORD

	W	L	OTL	SL		W	L	OTL	SL
Overall Record:	32	25	8	3	vs. Barrie	0	6	0	0
Home Record:	18	11	4	1	vs. Erie	1	4	0	1
Road Record:	14	14	4	2	vs. Flint	4	0	0	0
Overtime Record:	6	10			vs. Guelph	5	2	0	1
					vs. Hamilton	1	0	1	0
vs. East Division Opponents	5	1	4	0	vs. Kingston	1	0	1	0
vs. Central Division Opponents	7	7	0	0	vs. Kitchener	2	3	3	0
vs. West Division Opponents	10	4	1	1	vs. London	2	4	0	0
vs. Midwest Division Opponents	10	13	3	2	vs. Mississauga	1	1	0	0
					vs. Niagara	2	0	0	0
September Record	3	0	0	0	vs. North Bay	2	0	0	0
October Record	5	6	1	1	vs. Oshawa	0	0	2	0
November Record	3	4	2	0	vs. Ottawa	1	1	0	0
December Record	5	3	1	1	vs. Peterborough	2	0	0	0
January Record	5	4	2	1	vs. Saginaw	1	1	0	0
February Record	7	4	1	0	vs. Sarnia	1	2	1	0
March Record	4	4	1	0	vs. Sault Ste. Marie	1	0	0	1
					vs. Sudbury	2	0	0	0
Playoff Record:	2	4			vs. Windsor	3	1	0	0

PETERBOROUGH PETES

Peterborough Memorial Centre, 151 Lansdowne St. West, Peterborough, ON K9J 1Y4

Phone: 705.743.3681 • Fax: 705.743.5497

email: info@gopetesgo.com • www.gopetesgo.com



TEAM DIRECTORY

Governor

Dr. Robert Neville

President

Dave Pogue

Board of Directors

Ken Jackman, Dave Pogue,

Dave Lorentz, Rod McGillis

General Manager

Mike Oke

Head Coach

Jody Hull

Assistant Coaches

Jake Grimes, Andrew Verner,

Kurtis Foster

Strength & Conditioning Coach

Robert Francz

Power Skating Coach

Karen Westby

Yoga Instructor

Liz Doris

Head Trainer

Brian Miller

Assistant Trainers

Larry Smith, Terry Bowser

Player Safety & Security Liaison Officer

Walter DiClemente

Director of Scouting

Chris McNamara

Scouts

Dave Gaw, Ron Ringler, Sandy Gemmiti,

Matt St. Germain, Andy Hooper,

Dan Larmer, Dave Pulford,

Rob Vanderzyppe and Brian Errey

Executive Director, Business Operations

Burton Lee

Dir. Sales, Marketing and Advertising

Aaron Garfat

Director of Merchandise

Don Sharp

Office Administrator

Cathie Webster

Coordinator Marketing & Com. Events

Matt D'Agostini

Coordinator Game Operations

Tamara Burns

Academic Advisors

Kim Driscoll, Barry Driscoll

Club Physicians

Dr. Craig Maltman, Dr. Mike Munoz,

Dr. Brendan Hughes, Dr. Scott Ferrier

Team Orthopedic Surgeon

Dr. Crawford Dobson

Team Dentist

Dr. Brent Jibb



Dr. Robert Neville



Mike Oke



Jody Hull



Pavel Gogolev

TEAM INFORMATION

Home Arena

Peterborough Memorial Centre

Capacity

3,729

Dimensions

195' x 85'

Arena Phone

705.743.3561

Arena Manager

Jeremy Giles

Team Colours

Maroon, black and cream

Training Camp

Peterborough Memorial Centre

Affiliated Teams

Lindsay Muskies Jr. A

FRANCHISE RECORD

See page 128 for complete franchise records

SEASON	NAME	GP	W	L	T	OL/SL	PTS	GF	GA	FINISH
2015-16	Peterborough Petes	68	33	28	2	5	73	240	259	3rd (East)
2014-15	Peterborough Petes	68	26	36		6	58	203	268	5th (East)
2013-14	Peterborough Petes	68	32	30	0	6	70	233	269	3rd (East)
2012-13	Peterborough Petes	68	26	35		7	59	202	254	4th (East)
2011-12	Peterborough Petes	68	27	34		7	61	219	281	4th (East)
2010-11	Peterborough Petes	68	20	45		3	43	195	298	5th (East)
2009-10	Peterborough Petes	68	29	35		4	62	231	277	3rd (East)
2008-09	Peterborough Petes	68	28	37		3	59	210	266	3rd (East)
2007-08	Peterborough Petes	68	28	36		4	60	199	250	4th (East)
2006-07	Peterborough Petes	68	24	39		5	53	198	274	5th (East)
2005-06	Peterborough Petes	68	47	16		5	99	269	199	1st (East)
2004-05	Peterborough Petes	68	34	21	9	4	81	238	215	1st (East)
2003-04	Peterborough Petes	68	22	40	3	3	50	191	244	4th (East)
2002-03	Peterborough Petes	68	32	22	11	3	78	222	215	2nd (East)
2001-02	Peterborough Petes	68	33	22	7	6	79	242	215	3rd (East)
2000-01	Peterborough Petes	68	30	28	8	2	70	221	213	3rd (East)
1999-00	Peterborough Petes	68	34	27	7	1	76	242	219	4th (East)
1998-99	Peterborough Petes	68	40	26	2		82	266	213	4th (East)
1997-98	Peterborough Petes	66	20	36	10		50	212	273	5th (East)
1996-97	Peterborough Petes	66	39	25	2		80	251	238	3rd (East)
1995-96	Peterborough Petes	66	35	22	9		79	289	235	2nd (East)
1994-95	Peterborough Petes	66	26	34	6		58	255	286	5th (East)
1993-94	Peterborough Petes	66	15	41	10		40	252	350	7th (Leyden)
1992-93	Peterborough Petes	66	46	15	5		97	352	239	1st (Leyden)
1991-92	Peterborough Petes	66	41	18	7		89	318	256	1st (Leyden)
Franchise Totals		3,812	1,856	1,544	339	74	4,125	14,960	14,144	Pct. .541

TEAM RECORDS

SEASON

Team		
Most Points	(2005-06)	99
Most Goals	(1983-84)	380
Most Goals Against	(1993-94)	350
Fewest Goals Against	(1985-86)	190

Individual

Most Goals	Scott Tottle (1983-84)	63
Most Assists	Mark Teevens (1984-85)	90
Most Points	Mike Harding (1992-93)	136
Best GAA	Chuck Goddard (1962-63)	2.49

Game

Most Goals	5
Bill Gardner (Nov. 22/79 vs. Oshawa), Doug Evans (Oct. 20/83 vs. North Bay), Nick Ritchie (Feb. 7/14 at Kingston)	
Most Assists	6
Doug Evans (Jan. 26/84 vs. Toronto)	
Most Points	7
Ron Mason (Jan. 13/77 vs. Kitchener), Ken Strong (Oct. 8/82 at Guelph), Doug Evans (Jan. 26/84 vs. Toronto)	
Most Power-Play Goals	3
Doug Evans (Oct. 20/83 vs. North Bay), John Johnson (Oct. 26/91 vs. Cornwall), Dave Roche (Jan. 28/93 vs. Newmarket), Brent Tully (Feb. 24/94 vs. Belleville)	
Most Shorthanded Goals	2
Scott Tottle (Nov. 20/83 at Kingston), Geoff Ingram (Jan. 22/89 at Toronto), Cameron Mann (Jan. 20/96 vs. Ottawa), Eric Staal (Sept. 26/02 vs. Mississauga)	
Fastest Opening Goal	0:06
Matt Lahey (Nov. 3/96 at North Bay)	
Fastest Period Goal	0:07
Jim Wiemer (twice - Nov. 8/79 vs. Niagara Falls - 2nd period, and Jan. 24/81 vs. Ottawa - 2nd period)	
Fastest Two Goals by One Player	0:10
Ryan Pawluk (Dec. 8/94 vs. North Bay - first period)	

Fastest Three Goals by One Player	1:38
Greg Theberge (Nov. 10/78 at Ottawa - 2nd period)	

INDIVIDUAL GAME RECORDS — 2015-16

Most Goals	3
Hunter Garlent (Dec. 11, 2015 at Hamilton, Mar. 5, 2016 vs Mississauga, Mar. 3, 2016 vs Hamilton), Eric Cornel (Nov. 27, 2015 at Oshawa), Logan DeNoble (Feb. 13, 2016 at Hamilton)	
Most Assists	4
Dominik Masin (Mar. 5, 2016 vs Mississauga), Hunter Garlent (Oct. 11, 2015 at Flint)	
Most Points	5
Hunter Garlent (Oct. 11, 2015 at Flint)	
Most Power-Play Goals	2
Greg Betzold (Feb. 25, 2016 vs London, Sep. 25, 2015 at North Bay), Hunter Garlent (Mar. 5, 2016 vs Mississauga)	
Most Shorthanded Goals	1
Hunter Garlent (Jan. 1, 2016 at Kingston), Eddie Schulz (Sep. 24, 2015 vs Ottawa), Jonathan Ang (Feb. 19, 2016 at Sudbury), Daniel Nikandrov (Dec. 11, 2015 at Hamilton)	
Fastest Opening Goal / Fastest Period Goal	0:10
Steven Lorentz (Sep. 24, 2015 vs Ottawa)	
Fastest Two Goals by One Player	3:20
Eric Cornel (Nov. 28, 2015 vs Oshawa)	
Fastest Three Goals by One Player	14:04
Hunter Garlent (Mar. 5, 2016 vs Mississauga)	
Longest Point Scoring Streak (Games)	8
Eric Cornel (Nov. 6, 2015 to Nov. 21, 2015. 5G, 5A) Dominik Masin (Nov. 28, 2015 to Jan. 17, 2016. 3G, 3A)	
Longest Goal Scoring Streak (Games)	5
Hunter Garlent (Dec. 17, 2015 to Jan. 1, 2016. 6G, 6A)	

PETERBOROUGH PETES

2016 OHL PRIORITY SELECTIONS

RD	NO	NAME	2015-16 CLUB	POS	HT	WT	BIRTHDATE
1	8	Pavel Gagolev	CIH Academy White Midget	LW	5.11	162	February 19, 2000
2	24	Declan Chisholm	Don Mills Flyers	LD	6.00	163	January 12, 2000
2	27	Semyon Der-Arguchintsev	CIH Academy White Midget	RW	5.07	136	September 15, 2000
3	49	Chad Denault	Sudbury Minor Midget Wolves	RW	6.01	176	April 17, 2000
5	88	Adrien Beraldo	Hamilton Jr. Bulldogs	LD	6.00	165	January 13, 2000
5	89	Hunter Jones	Mississauga Reps	G	6.03	199	September 21, 2000
6	108	Matt McNamara	Peterborough Petes	RD	5.10	177	May 10, 2000
6	109	Matthew Falls	Toronto Jr. Canadiens	C	6.00	167	January 18, 2000
7	129	Max Ellis	Detroit HoneyBaked 16U	C	5.08	134	January 18, 2000
8	149	Isaac Emon	North Central Predators	LW	6.00	168	March 22, 2000
9	169	Brady MacDonald	Elgin-Middlesex Chiefs	RD	6.04	170	January 24, 2000
10	187	Wyllum Deveaux	Don Mills Flyers	LW	6.01	200	August 30, 2000
11	209	Brendan Cederberg	Grey-Bruce Highlanders	RW	6.01	203	February 27, 2000
12	229	Cade Townend	Kanata Lasers Midget	LD	5.10	180	June 17, 1999
13	249	Parker Casey	Waterloo Wolves	C	5.10	143	May 3, 2000
14	269	Jake Nimmo	Sun County Panthers	C	5.09	149	October 5, 2000
15	289	Luke St. John	York-Simcoe Express	RD	5.09	165	February 21, 2000
CHL Import Draft							
1	23	Matyas Svoboda	Chomutov Jr. B	LW	6.03	209	January 2, 1999
2	83	Igor Martynov	Raubich Dinamo	LW	6.00	181	January 19, 1999

HEAD COACH

Jody Hull

Born: February 2, 1969, Petrolia, Ont.

Coaching Record

Year	Club	GP	W	L	OTL	SL	PTS	Finish
2012-13	Peterborough Petes	33	18	12	0	3	39	-
2013-14	Peterborough Petes	68	32	30	0	6	70	3rd (East)
2014-15	Peterborough Petes	68	26	36	1	5	58	5th (East)
2015-16	Peterborough Petes	68	33	28	2	5	73	3rd (East)
OHL Totals		237	109	106	3	19	270	Pct. .570

Coaching History

Calum MacKay, 1956-57; Ted Kennedy 1957-58; Scotty Bowman 1958-59 to 1960-61; Neil Burke 1961-62; Frank Mario, 1962-63 to 1964-65; Roger Bedard, 1965-66; Roger Bedard and Roger Neilson, 1966-67; Roger Neilson 1967-68 to 1975-76; Garry Young, 1976-77; Gary Green, 1977-78 to 1978-79; Mike Keenan, 1979-80; Dave Dryden 1980-81, Dave Dryden and Dick Todd, 1981-82; Dick Todd 1982-83 to 1992-93; Dave MacQueen, 1993-94 to 1995-96; Brian Drumm, 1996-97; Brian Drumm and Jeff Twohey, 1997-98; Rick Allain, 1998-99 to 2003-04, Dick Todd 2004-05 to 2005-06; Vince Malette 2006-07 to 2007-08; Ken McRae 2008-09 to 2009-10, Mike Pelino 2010-11 to 2011-12; Mike Pelino and Jody Hull, 2012-13; Jody Hull 2013-14 to date.

2015-16 TEAM RECORD

	W	L	OTL	SL		W	L	OTL	SL
Overall Record:	33	28	2	5	vs. Barrie	1	1	0	0
Home Record:	18	12	1	3	vs. Erie	0	1	0	1
Road Record:	15	16	1	2	vs. Flint	2	0	0	0
Overtime Record:	6	4			vs. Guelph	1	1	0	0
					vs. Hamilton	5	0	1	0
vs. East Division Opponents	14	11	2	3	vs. Kingston	5	2	0	1
vs. Central Division Opponents	10	8	0	0	vs. Kitchener	0	2	0	0
vs. West Division Opponents	7	3	0	0	vs. London	1	1	0	0
vs. Midwest Division Opponents	2	6	0	2	vs. Mississauga	2	2	0	0
					vs. Niagara	2	2	0	0
September Record	2	0	0	0	vs. North Bay	2	2	0	0
October Record	4	6	1	2	vs. Oshawa	2	3	1	2
November Record	8	3	1	0	vs. Ottawa	2	6	0	0
December Record	3	6	0	1	vs. Owen Sound	0	1	0	1
January Record	6	5	0	1	vs. Saginaw	2	0	0	0
February Record	5	6	0	0	vs. Sarnia	1	1	0	0
March Record	5	2	0	1	vs. Sault Ste. Marie	1	1	0	0
					vs. Sudbury	3	1	0	0
Playoff Record:	3	4			vs. Windsor	1	1	0	0

SAGINAW SPIRIT

5789 State Street, Suite 2, Saginaw, MI 48603

Phone: (989) 497-7747 • Fax: (989) 799-9426

email: info@saginawspirit.com • www.saginawspirit.com



TEAM DIRECTORY

Owner

President, Managing Partner & Governor

Partner/Alternate Governor

Partner/Goaltending Consultant

Partner

General Manager

Head Coach

Assistant Coach/Asst. General Manager

Associate Coach

Goaltending Consultant

Strength and Conditioning Coach

Skills Development Coaches

Athletic Trainer

Equipment Manager

Scouts

Richard J. Garber

Craig Goslin

Jim Devellano

Chris Osgood

Brandon Bordeaux

Dave Drinkill

Spencer Carbery

John Kisil

Chris Lazary

Phil Myre

John Wallace

Brandon Naurato, Sean Perkins

Jeremy Spencer

Jared Martlock

Ian Meagher, Angelo Nasato,

Brian Prout, Steve Hillier,

Dustin Turner, Frank Robinson,

Ben Goodman

Lindsay McDougal

Kae Pankow

Rick Riffel

Joey Battaino

Mike Elliott

Claudia Arellano

Allison Vezina

Charley Porter

Trisha Webb

Brad Herron

John Kisil



Richard J. Garber



Craig Goslin



Spencer Carbery



Max Grondin

Vice President of Business Management

Vice President of Sales

Dir. of Sales and Marketing

Director of Broadcasting & Communications

Director of Game Day Operations

Director of Corp. and Ticket Partnerships

Director of Corporate Outings and Suites

Director of Corp. Part. & Social Media

Accountant

Foundation Director

Academic Advisor

TEAM INFORMATION

Home Arena

Wendler Arena at the Dow Event Center

Capacity

4,213

Dimensions of Rink

192' x 85'

Arena Phone

(989) 759-1320

Arena Manager

Matt Blasy

Media Box Location

Conference room off main atrium

Team Colours

Navy, Red, White

Training Camp

Dow Event Center

SAGINAW SPIRIT

FRANCHISE RECORD

See page 129 for complete franchise records

SEASON	NAME	GP	W	L	T	OT/SL	PTS	GF	GA	FINISH
2015-16	Saginaw Spirit	68	24	36	5	3	56	209	282	4th (West)
2014-15	Saginaw Spirit	68	29	36	3	3	61	212	271	3rd (West)
2013-14	Saginaw Spirit	68	33	30	4	1	71	254	248	3rd (West)
2012-13	Saginaw Spirit	68	32	29	7	7	71	250	264	4th (West)
2011-12	Saginaw Spirit	68	33	27	8	74	259	259	3rd (West)	
2010-11	Saginaw Spirit	68	40	22	6	86	243	207	1st (West)	
2009-10	Saginaw Spirit	68	34	27	7	75	240	230	4th (West)	
2008-09	Saginaw Spirit	68	36	24	8	80	235	219	2nd (West)	
2007-08	Saginaw Spirit	68	33	25	10	76	234	231	4th (West)	
2006-07	Saginaw Spirit	68	44	21	3	91	291	217	2nd (West)	
2005-06	Saginaw Spirit	68	36	30	2	74	242	246	2nd (West)	
2004-05	Saginaw Spirit	68	18	42	4	44	150	260	4th (West)	
2003-04	Saginaw Spirit	68	16	45	3	4	39	161	228	5th (West)
2002-03	Saginaw Spirit	68	11	45	5	7	34	158	275	5th (West)
Totals		952	419	439	21	73	932	3,138	3,437	Pct. .490

TEAM RECORDS

SEASON

Team		
Most Points	(1993-94)	97
Most Goals	(1978-79)	361
Most Goals Against	(1976-77)	370
Fewest Goals Against	(2010-11)	207

Individual

Most Goals	Brian Cullen (1953-54)	68
Most Assists	Brian Cullen (1953-54)	93
Most Points	Brian Cullen (1953-54)	161
Best G.A.A.	Alex Auld (2000-01)	2.54

GAME

Most Goals	5
Nick Kypreos (Feb. 27, 1986 vs. Sudbury); Dave McLlwain (Mar. 5, 1987 vs. Hamilton)	
Most Assists	7
Stan Adams (Sept. 30, 1977 vs. Kingston); Darren Turcotte (Feb. 28, 1988 vs. Kitchener)	
Most Points	9
Steve Ludzik (Dec. 30, 1980 vs. Oshawa)	
Most Powerplay Goals	4
Jeff Shevalier (Feb. 14, 1993 vs. Peterborough)	
Most Shorthanded Goals	2
Len Soccio (87-88); Peter Bitonti (88-89); James Sheehan (92-93); Jeff Shevalier (93-94); Vitali Yachmenev and Lee Jinman (94-95)	
Fastest Opening Goal	0:07
Patrick Asselin (Oct. 8, 2004 vs. Brampton)	
Fastest Period Goal	0:04
Marek Kvapil (Dec. 4, 2004 vs. Mississauga)	
Fastest Two Goals by One Player	0:03
Tyler Ertel (Jan. 8, 1989 vs Sudbury - 3rd period)	
Fastest Three Goals by One Player	2:27
Vitali Yachmenev (Nov. 27, 1993 at Newmarket - 2nd period)	

INDIVIDUAL GAME RECORDS — 2015-16

Most Goals	3
Mitchell Stephens (Oct. 3, 2015 vs Guelph), Dylan Sadowy (Oct. 18, 2015 vs Ottawa and Dec. 16, 2015 vs Flint)	
Most Assists	3
Marcus Crawford (Mar. 16, 2016 at Sault Ste. Marie), Dylan Sadowy (Dec. 30, 2015 vs Hamilton, Oct. 25, 2015 at Kitchener), Tye Felhaber (Dec. 17, 2015 at Windsor), Artem Artemov (Dec. 16, 2015 vs Flint), Matthew Kreis (Dec. 16, 2015 vs Flint)	
Most Points	4
Matthew Kreis (Oct. 28, 2015 vs Flint, Dec. 16, 2015 vs Flint)	
Most Power-Play Goals	2
Artem Artemov (Dec. 17, 2015 at Windsor)	
Most Shorthanded Goals	1
Kris Bennett (Nov. 28, 2015 vs Windsor, Dec. 16, 2015 vs Flint) Dylan Sadowy (Oct. 17, 2015 vs Mississauga)	
Fastest Opening Goal	0:29
Kris Bennett (Feb. 5, 2016 at Guelph)	
Fastest Period Goal	0:12
Tye Felhaber (Feb. 28, 2016 at Hamilton)	
Fastest Two Goals by One Player	1:25
Dylan Sadowy (Oct. 18, 2015 vs Ottawa)	
Fastest Three Goals by One Player	5:06
Mitchell Stephens (Oct. 3, 2015 vs Guelph)	
Longest Point Scoring Streak (Games)	10
Mitchell Stephens (Feb. 20, 2016 to Mar. 18, 2016. 6G, 6A)	
Longest Goal Scoring Streak (Games)	4
Dylan Sadowy (Oct. 17, 2015 to Oct. 24, 2015. 6G, 6A) Artem Artemov (Dec. 17, 2015 to Dec. 30, 2015. 5G, 5A) Tye Felhaber (Dec. 19, 2015 to Jan. 8, 2016. 4G, 4A)	

2016 OHL PRIORITY SELECTIONS

RD	NO	NAME	2015-16 CLUB	POS	HT	WT	BIRTHDATE
1	4	Blade Jenkins	Detroit Compuware 16U	C	6.00	167	August 11, 2000
2	35	Bode Wilde	Chicago Mission 16U	RD	6.02	194	January 24, 2000
2	37	Maxim Grondin	Vaughan Kings	C	6.03	195	July 4, 2000
3	44	Damien Giroux	Sudbury Minor Midget Wolves	C	5.08.25	162	March 3, 2000
3	53	Cameron Lamour	Sudbury Minor Midget Wolves	G	6.01	163	July 1, 2000
4	62	Chet Phillips	Grey-Bruce Highlanders	LD	5.10	155	July 10, 2000
4	64	Jake Goldowski	Wilkes-Barre/Scranton Jr. Knights	C	6.02.25	169	May 7, 2000
5	86	Mitch Morrison	Guelph Gryphons	C	5.11	179	March 4, 2000
6	106	Caleb Everett	Detroit HoneyBaked 16U	RD	6.00.75	176	January 20, 2000
8	146	Tyler McBay	Waterloo Wolves	LD	6.00	164	July 4, 2000
8	152	Danny Katic	Timmins Majors Midget	LW	6.04	188	August 4, 2000
8	155	Cade Murnan-Mechor	Buffalo Jr. Sabres 16U	RD	6.02	170	February 9, 2000
10	201	Jackson Alexeev	Toronto Jr. Canadiens	C	5.09	175	May 7, 2000
11	206	Tyler Masternak	Oshawa Kinsmen	G	5.11	152	May 17, 2000
13	246	Dylan Bond	Mississauga Rebels	LD	5.10	163	October 25, 2000
14	266	Chase Pletzke	Oakland Jr. Grizzlies 16U	C	5.09.5	161	April 10, 2000
15	286	Christian Lepone	Toronto Red Wings	C	5.09	143	February 18, 2000

CHL Import Draft

1	14	Filip Hronek	Hradec Kralove Mountfield HC	RD	6.00	163	November 2, 1997
---	----	--------------	------------------------------	----	------	-----	------------------

HEAD COACH

Spencer Carbery

Born: November 9, 1981 in Victoria, BC

Coaching Record

Year	Club	GP	W	L	T	OTL	PTS	Finish
No OHL Coaching Record								

Coaching History

Paul Emms, 1974-75 to 1977-78; Bert Templeton, 1978-79; Barry Boughner and Fred Stanfield, 1979-80; Paul Gauthier, 1980-81; Bert Templeton 1981-82 to 1993-94 Shane Parker 1994-95 to 1995-96, Shane Parker and Greg Bignell 1996-97, Greg Bignell 1997-98, Mike Kelly 1998-99 to 2001-02, Dennis Desrosiers 2002-03; Dennis Desrosiers and Moe Mantha 2003-04; Doug Lidster and Bob Mancini 2004-05; Bob Mancini 2005-06 to 2006-07; Todd Watson 2007-08 to 2011-12; Greg Gilbert 2011-12 to 2015-16; Spencer Carbery 2016-17 to date.

2015-16 TEAM RECORD

	W	L	OTL	SL		W	L	OTL	SL
Overall Record:	24	36	5	3	vs. Barrie	0	2	0	0
Home Record:	13	18	2	1	vs. Erie	2	2	0	0
Road Record:	11	18	3	2	vs. Flint	3	2	2	1
Overtime Record:	2	7			vs. Guelph	2	1	0	1
					vs. Hamilton	2	0	0	0
vs. East Division Opponents	5	5	0	0	vs. Kingston	0	2	0	0
vs. Central Division Opponents	2	7	1	0	vs. Kitchener	0	4	0	0
vs. West Division Opponents	12	12	4	2	vs. London	0	4	0	0
vs. Midwest Division Opponents	5	12	0	1	vs. Mississauga	1	0	1	0
					vs. Niagara	0	2	0	0
September Record	0	1	0	1	vs. North Bay	1	1	0	0
October Record	6	6	1	0	vs. Oshawa	2	0	0	0
November Record	3	8	0	0	vs. Ottawa	1	1	0	0
December Record	7	2	1	0	vs. Owen Sound	1	1	0	0
January Record	4	8	0	1	vs. Peterborough	0	2	0	0
February Record	3	6	1	1	vs. Sarnia	1	3	1	1
March Record	1	5	2	0	vs. Sault Ste. Marie	6	2	0	0
					vs. Sudbury	0	2	0	0
Playoff Record:	0	4			vs. Windsor	2	5	1	0

SARNIA STING

Progressive Auto Sales Arena, 1455 London Road, Sarnia, Ontario N7S 6K7
Phone: (519) 542-4494 • Fax: (519) 542-2388
email: info@sarniastings.com • www.sarniastings.com



TEAM DIRECTORY

Governor/Head Coach

President

General Manager

Assistant General Manager

Assistant Coaches

Goaltending Instructor

Athletic Therapist

Equipment Manager

Director of Player Personnel

Scouts

Dir. of Marketing & Communications

Corporate Sales Account Manager

Play-by-play Broadcaster

Fan Development Executives

Office Manager

Box Office Manager

Academic Advisor

Medical Staff

Derian Hatcher

Bill Abercrombie

Nick Sinclair

Mark Glavin

Jeff Barratt

Brad Staubitz

Patrick DesRochers

Chad Oliver

Lester Tiu

Dylan Seca

Mark Filippone, Jim Rauth,

Kyle Higgins, Kyle Craner

Dach Hiller

Matt Rose

Leigh Cunningham

Mike Neely

Jake Bourrie

Marla Doyle

Cindi Tiltman

Mark Scott

Dr. John Vargo

Dr. Duncan McKinlay

Dr. Frank Sproviero

Dr. Rob Hislop



Derian Hatcher




Bill Abercrombie



Nick Sinclair

TEAM INFORMATION

Home Arena	Progressive Auto Sales Arena		
Dimensions of Rink	200' x 85'	Capacity	3,781 (4,522 with standing)
Box Office Phone	(519) 541-1717	Arena Phone	(519) 542-4494
Press Box Location	West side of building, beside Gate 5		
Team Colours	Black, white, grey & gold		
Training Camp	Progressive Auto Sales Arena		



Brady Hinz

FRANCHISE RECORD

See page 130 for complete franchise records

SEASON	NAME	GP	W	L	OTL	SL	PTS	GF	GA	FINISH	
2015-16	Sarnia Sting	68	42	19	5	2	91	254	192	1st (West)	
2014-15	Sarnia Sting	68	29	32	4	3	65	232	263	2nd (West)	
2013-14	Sarnia Sting	68	17	44	2	5	41	211	341	5th (West)	
2012-13	Sarnia Sting	68	35	28		5	75	247	254	3rd (West)	
2011-12	Sarnia Sting	68	34	27		7	75	243	235	2nd (West)	
2010-11	Sarnia Sting	68	25	36		7	57	243	321	4th (West)	
2009-10	Sarnia Sting	68	17	46		5	39	184	295	5th (West)	
2008-09	Sarnia Sting	68	35	26		7	77	216	210	4th (West)	
2007-08	Sarnia Sting	68	37	29		2	76	251	229	3rd (West)	
2006-07	Sarnia Sting	68	34	24		10	78	270	241	4th (West)	
2005-06	Sarnia Sting	68	17	46		5	39	197	295	5th (West)	
2004-05	Sarnia Sting	68	16	41		6	5	43	156	228	5th (West)
2003-04	Sarnia Sting	68	37	23		4	4	82	220	210	1st (West)
2002-03	Sarnia Sting	68	41	19		7	1	90	251	193	2nd (West)
2001-02	Sarnia Sting	68	27	29		5	7	66	236	260	4th (West)
2000-01	Sarnia Sting	68	28	31		7	2	65	235	244	3rd (West)
1999-00	Sarnia Sting	68	33	27		8	0	74	211	189	3rd (West)
1998-99	Sarnia Sting	68	37	25		6		80	279	216	2nd (West)
1997-98	Sarnia Sting	66	32	21		13		77	253	227	3rd (West)
1996-97	Sarnia Sting	66	35	24		7		77	286	251	2nd (West)
1995-96	Sarnia Sting	66	39	23		4		82	330	276	2nd (West)
1994-95	Sarnia Sting	66	24	37		5		53	250	292	3rd (West)
Totals		1,488	671	657	83	77	1,502	5,255	5,462	Pct. .505	

TEAM RECORDS

SEASON

Team		
Most Points	(2015-16)	91
Most Goals	(1982-83)	370
Most Goals Against	(1993-94)	377
Fewest Goals Against	(1999-00)	189
Individual		
Most Goals	Ray Sheppard (1985-86)	81
Most Assists	Doug Gilmour (1982-83)	107
Most Points	Doug Gilmour (1982-83)	177
Best GAA	Greg Hewitt (1999-00)	2.53

GAME

Most Goals	5
Mike Stapleton (Feb. 7/85 vs. Kitchener); Dave Shellington (Feb. 24/85 vs. Kingston); B.J. Johnston (Feb. 25/95 at Belleville); Brendan Yarema (Mar. 1/96 vs. Owen Sound); Jon Sim (Feb. 15/97 vs. Windsor); Justin DiBenedetto (Oct. 12/08 at Sault Ste. Marie); Matt Mistele (Feb. 15, 2016 vs Saginaw)	
Most Assists	6
Jeff Smith (Feb. 24/85 vs. Kingston) and Darren Colbourne (Oct. 29/87 vs. Toronto)	
Most Points	10
Darren Colbourne (Oct. 19/87 vs. Toronto)	
Most Powerplay Goals	4
Doug Gilmour (Oct. 18/81 at Brantford) and Jon Sim (Feb. 15/97 vs. Windsor)	
Most Shorthanded Goals	2
Aaron Brand (Mar. 10/96 at Detroit); Jeff Heerema (Oct. 17/99 at Windsor)	
Fastest Opening Goal	0:09
Nikita Korostelev (Feb. 21, 2016 vs Sault Ste. Marie)	
Fastest Period Goal	0:06
Jon Sim (Sept. 24/95 vs. London - 3rd period)	
Fastest Two Goals by One Player	0:06
Mike Bukowski (Feb. 2/84 at Windsor - 2nd period)	

Fastest Three Goals by One Player 5:03
Nathan Lafayette (Nov. 22/92 vs Guelph)

INDIVIDUAL GAME RECORDS – 2015-16

Most Goals	5
Matt Mistele (Feb. 15, 2016 vs Saginaw)	
Most Assists	4
Jakob Chychron (Feb. 26, 2016 vs Barrie)	
Most Points	5
Travis Konecny (Mar. 19, 2016 at Saginaw), Pavel Zacha (Nov. 21, 2015 vs Niagara), Matt Mistele (Feb. 15, 2016 vs Saginaw)	
Most Power-Play Goals	2
Matt Mistele (Feb. 15, 2016 vs Saginaw)	
Most Shorthanded Goals	1
8 times	
Fastest Opening Goal	0:09
Nikita Korostelev (Feb. 21, 2016 vs Sault Ste. Marie)	
Fastest Period Goal	0:09
Nikita Korostelev (Feb. 21, 2016 vs Sault Ste. Marie)	
Fastest Two Goals by One Player	1:40
Jordan Kyrou (Nov. 14, 2015 vs Guelph)	
Fastest Three Goals by One Player	6:08
Sasha Chmelevski (Oct. 16, 2015 vs Sault Ste. Marie)	
Longest Point Scoring Streak (Games)	15
Travis Konecny (Jan. 29, 2016 to Feb. 27, 2016, 12G, 12A)	
Longest Goal Scoring Streak (Games)	6
Matt Mistele (Dec. 13, 2015 to Jan. 2, 2016, 6G, 6A)	

SARNIA STING

2016 OHL PRIORITY SELECTIONS

RD	NO	NAME	2015-16 CLUB	POS	HT	WT	BIRTHDATE
1	15	Tyler Weiss	Don Mills Flyers	C	5.10	144	January 3, 2000
3	52	Brady Hinz	Huron Perth Lakers	C	5.09	131	May 3, 2000
4	68	Mattias Samuelsson	Northwood School Junior	LD	6.03	197	March 14, 2000
4	79	Ethan Lavallee	EC Red Bull Salzburg U18 RC	RD	6.07	232	January 30, 2000
5	97	Samuel Stevens	Shattuck-St. Mary's 16U	C	5.11	171	April 27, 2000
6	117	Braden Henderson	Barrie Jr. Colts	LD	5.10	149	May 14, 2000
7	137	Chase McLane	Detroit Little Caesars 16U	C	6.00	167	April 22, 2000
8	157	Evan Ilkos	Burlington Eagles	LW	5.11	163	June 7, 2000
9	177	Blair Coffin	Southern Tier Admirals	G	6.04	230	April 2, 2000
11	217	Patrick Giles	Skipjacks HC 16U	C	6.03	180	January 3, 2000
12	237	Conner Hutchison	South Kent School	LD	5.11	175	June 2, 2000
13	257	Cameron Hough	Vaughan Kings	LW	5.10	152	October 23, 2000
14	277	Noah Heisler	Don Mills Flyers	RD	5.10	145	December 20, 2000
15	297	Jakob Knowles	Lambton Jr. Sting	G	5.10	202	September 20, 2000

CHL Import Draft

1	47	Filip Helt	Litvinov Chemopetrol Jr. B	LW	6.01	176	April 9, 1998
2	107	Adam Ruzicka	Pardubice Jr. B	C	6.02	200	May 11, 1999

HEAD COACH

Derian Hatcher

Born: June 4, 1972, Sterling Heights, Michigan

Coaching Record

Year	Club	GP	W	L	OTL	SL	PTS	Finish
2015-16	Sarnia Sting	68	42	19	5	2	91	1st (West)

Coaching History

Bob Kilger, 1981-82; Bob Kilger, Bill Murphy, Gord Woods and Jocelyn Guevremont, 1982-83; Jocelyn Guevremont, 1983-84; Floyd Crawford, 1984-85; Tony Zappia, 1985-86; Orval Tessier, 1986-87 to 1988-89; Marc Crawford, 1989-90 to 1990-91; John Lovell, 1991-92; Shawn MacKenzie, 1992-93; Don Boyd 1993-94; Don Boyd, Rich Brown and Mark Hunter 1994-95; Mark Hunter 1995-96; Joe Canale 1996-97; Mark Hunter 1997-98 to 1998-99; Mark Hunter and Rich Brown 1999-00; Rich Brown and Jeff Perry 2000-01; Jeff Perry 2001-02 to 2003-04; Shawn Camp 2004-05 to 2005-06; Dave MacQueen 2006-07 to 2009-10; Dave MacQueen and Trevor Letowski 2010-11; Jacques Beaulieu 2011-12 to 2012-13; Trevor Letowski 2013-14 to 2014-15; Derian Hatcher 2015-16 to date.

2015-16 TEAM RECORD

	W	L	OTL	SL		W	L	OTL	SL
Overall Record:	42	19	5	2	vs. Barrie	2	0	0	0
Home Record:	23	7	3	1	vs. Erie	0	2	0	2
Road Record:	19	12	2	1	vs. Flint	4	2	2	0
Overtime Record:	4	6			vs. Guelph	4	0	0	0
					vs. Hamilton	1	1	0	0
vs. East Division Opponents	6	4	0	0	vs. Kingston	1	1	0	0
vs. Central Division Opponents	8	2	0	0	vs. Kitchener	2	2	0	0
vs. West Division Opponents	18	6	2	0	vs. London	1	3	2	0
vs. Midwest Division Opponents	10	7	3	2	vs. Mississauga	2	0	0	0
					vs. Niagara	1	1	0	0
September Record	1	1	0	0	vs. North Bay	1	1	0	0
October Record	7	4	1	0	vs. Oshawa	2	0	0	0
November Record	5	5	1	0	vs. Ottawa	1	1	0	0
December Record	6	1	1	1	vs. Owen Sound	3	0	1	0
January Record	8	3	2	0	vs. Peterborough	1	1	0	0
February Record	9	3	0	1	vs. Saginaw	5	1	0	0
March Record	6	2	0	0	vs. Sault Ste. Marie	5	1	0	0
					vs. Sudbury	2	0	0	0
Playoff Record:	3	4			vs. Windsor	4	2	0	0

SOO GREYHOUNDS

269 Queen Street East, Sault Ste. Marie, Ontario P6A 1Y9
 Phone: (705) 253-5976 • Fax: (705) 945-9458
 email: info@soogreyhounds.com • www.soogreyhounds.com



TEAM DIRECTORY

President	Dr. Lou Lukenda
Governor	Dr. George Shunock
General Manager	Kyle Raffis
Head Coach	Drew Bannister
Associate Coach	Joe Cirella
Assistant Coach	Ryan Ward
Goaltending Coach	Dan Stewart
Athletic Therapist	Aaron Madgett
Equipment Manager	Michael Boyes
Dressing Room Attendants	Michael Avati, Steve Avati
Assistant Athletic Therapist	Colton King
Director of Player Development	Patrick Sweeney
Director of Player Personnel	Victor Carneiro
Scouts	John McGarr, Nick Della Penta, Chris Roque, David Burstyn, Bill Warren, Kyle Barber, Dennis Houlahan
Director of P.R. and Hockey Admin.	Gerry Liscumb Jr.
Dir. of Game Day Ops & Merchandise	Megan Dubas
Director of Finance & Administration	Tracey Herriman
Manager of Ticket Sales & Analytics	Matt Rodell
Academic Advisor	Jerry Bumbacco
Club Physicians	Dr. Phil Catania, Dr. Chris Bruni, Dr. David Beck, Dr. Charlotte Kobelka, Dr. Wendy Wallace, Dr. Michael Keating, Dr. Damian Micomonaco
Club Dentist	Dr. Richard Silvano



Dr. George Shunock



Kyle Raffis



Drew Bannister



Barrett Hayton

TEAM INFORMATION

Home Arena	Essar Centre	Capacity	4,928
Dimensions of Rink	200' x 85'		
Box Office Phone	(705) 759-5251	GM	Robert Santa Maria
Press Box Phone	(705) 253-5976 x 245	Press Box	Suite Level (West Side)
Team Colours	Red & White	Training Camp	Essar Centre
Affiliated Team	Soo Thunderbirds	Manager	Denny Lambert (705) 642-9581

SOO GREYHOUNDS

FRANCHISE RECORD

See page 130 for complete franchise records

SEASON	NAME	GP	W	L	T	OL/SL	PTS	GF	GA	FINISH	
2015-16	Sault Ste. Marie Greyhounds	68	33	27	7	1	74	243	233	3rd (West)	
2014-15	Sault Ste. Marie Greyhounds	68	50	14		2	110	331	212	1st (Midwest)	
2013-14	Sault Ste. Marie Greyhounds	68	44	17		7	95	267	198	1st (West)	
2012-13	Sault Ste. Marie Greyhounds	68	36	26		6	78	262	257	2nd (West)	
2011-12	Sault Ste. Marie Greyhounds	68	29	33		6	64	227	272	5th (West)	
2010-11	Sault Ste. Marie Greyhounds	68	24	36		8	56	238	277	5th (West)	
2009-10	Sault Ste. Marie Greyhounds	68	36	27		5	77	237	213	3rd (West)	
2008-09	Sault Ste. Marie Greyhounds	68	19	45		4	42	172	290	5th (West)	
2007-08	Sault Ste. Marie Greyhounds	68	44	18		6	94	247	173	1st (West)	
2006-07	Sault Ste. Marie Greyhounds	68	37	23		8	82	227	219	3rd (West)	
2005-06	Sault Ste. Marie Greyhounds	68	29	31		8	66	201	213	4th (West)	
2004-05	Sault Ste. Marie Greyhounds	68	33	25		9	76	210	188	1st (West)	
2003-04	Sault Ste. Marie Greyhounds	68	30	34		3	64	196	223	4th (West)	
2002-03	Sault Ste. Marie Greyhounds	68	26	33		6	3	61	232	284	4th (West)
2001-02	Sault Ste. Marie Greyhounds	68	38	20		10	0	86	237	200	2nd (West)
2000-01	Sault Ste. Marie Greyhounds	68	23	38		4	3	53	188	256	5th (West)
1999-00	Sault Ste. Marie Greyhounds	68	37	25		6	5	85	270	217	2nd (West)
1998-99	Sault Ste. Marie Greyhounds	68	31	29		8		70	244	242	4th (West)
1997-98	Sault Ste. Marie Greyhounds	66	20	39		7		47	232	296	5th (West)
1996-97	Sault Ste. Marie Greyhounds	66	39	17		10		88	309	220	1st (West)
1995-96	Sault Ste. Marie Greyhounds	66	38	23		5		81	312	254	3rd (West)
1994-95	Sault Ste. Marie Greyhounds	66	17	45		4		38	228	346	5th (West)
1993-94	Sault Ste. Marie Greyhounds	66	35	24		7		77	319	268	2nd (Emms)
1992-93	Sault Ste. Marie Greyhounds	66	38	23		5		81	334	260	1st (Emms)
1991-92	Sault Ste. Marie Greyhounds	66	41	19		6		88	335	229	1st (Emms)
Franchise Totals		2,963	1,394	1,317	181	74	3,051	12,077	12,118	Pct. .515	

TEAM RECORDS

SEASON

Team		
Most Points	(2014-15)	110
Most Goals	(1980-81)	414
Most Goals Against	(1978-79)	415
Fewest Goals Against	(2007-08)	173
Individual		
Most Goals	Steve Gatzos (1980-81)	78
Most Assists	Mike Kaszycki (1975-76)	119
Most Points	Wayne Gretzky (1977-78)	182
Best GAA	Kyle Gajewski (2004-05)	2.55

GAME

Most Goals	6
Paul Mancini (March 10, 1978 vs. Windsor)	
Most Assists	9
Mike Kaszycki (March 11, 1976 vs. Kitchener)	
Most Points	11
Mike Kaszycki (March 11, 1976 vs. Kitchener)	
Most Powerplay Goals	3
13 times	
Most Shorthanded Goals	2
10 times	
Fastest Opening Goal	0:08
Mike Kaszycki (Oct. 4, 1975 at Peterborough)	
Fastest Period Goal	0:06
John Goodwin (Dec. 18, 1980 vs Oshawa - 2nd period)	
Fastest Two Goals by One Player	0:06
John Goodwin (Jan. 19, 1981 vs. Sudbury - 1st period)	
Fastest Three Goals by One Player	2:31
Rick Tocchet (Mar. 2, 1984 vs. Windsor - 1st period)	

60

INDIVIDUAL GAME RECORDS — 2015-16

Most Goals	4
Zachary Senyshyn (Dec. 2, 2015 vs Sudbury)	
Most Assists	3
Liam Hawel (Jan. 20, 2016 vs Sudbury), Gabe Guertler (Dec. 2, 2015 vs Sudbury), Zachary Senyshyn (Dec. 13, 2015 at Ottawa), Tim Gettinger (Oct. 2, 2015 at Guelph), Gustav Bouramman (Mar. 20, 2016 vs Guelph), Colton White (Mar. 10, 2016 at Saginaw), Tyler Hare (Dec. 18, 2015 at Kitchener), Bobby MacIntyre (Feb. 26, 2016 at Flint), Blake Speers (Dec. 5, 2015 vs Oshawa, Nov. 14, 2015 at Flint, Oct. 2, 2015 at Guelph)	
Most Points	5
Zachary Senyshyn (Dec. 2, 2015 vs Sudbury)	
Most Power-Play Goals	2
Gabe Guertler (Nov. 14, 2015 at Flint), Zachary Senyshyn (Oct. 3, 2015 at Owen Sound, Dec. 5, 2015 vs Oshawa)	
Most Shorthanded Goals	1
Boris Katchouk (Feb. 20, 2016 at Saginaw), Hayden Verbeek (Jan. 31, 2016 vs Kitchener), Zachary Senyshyn (Oct. 9, 2015 vs Saginaw), Bobby MacIntyre (Feb. 18, 2016 at Windsor)	
Fastest Opening Goal	0:19
Zachary Senyshyn (Mar. 6, 2016 at Guelph)	
Fastest Period Goal	0:12
Blake Speers (Mar. 20, 2016 vs Guelph)	
Fastest Two Goals by One Player	2:22
Zachary Senyshyn (Dec. 18, 2015 at Kitchener)	
Fastest Three Goals by One Player	14:19
Zachary Senyshyn (Dec. 18, 2015 at Kitchener)	
Longest Point Scoring Streak (Games)	7
Bobby MacIntyre (Nov. 26, 2015 to Dec. 10, 2015. 5G, 5A / Feb. 13, 2016 to Feb. 28, 2016. 3G, 3A), Jack Kopacka (Jan. 14, 2016 to Feb. 4, 2016. 5G, 5A)	
Longest Goal Scoring Streak (Games)	6
Blake Speers (Feb. 26, 2016 to Mar. 10, 2016. 7G, 7A)	

2016 OHL PRIORITY SELECTIONS

RD	NO	NAME	2015-16 CLUB	POS	HT	WT	BIRTHDATE
1	9	Barrett Hayton	Toronto Red Wings	C	6.01	179	June 9, 2000
3	50	Alex Gritz	Waterloo Wolves	C	5.10	166	September 15, 2000
4	67	Holden Wale	Brantford 99'ers	RD	5.11	162	May 28, 2000
4	70	Peter Muzyka	Toronto Titans	LD	6.02	178	May 14, 2000
6	110	Drew DeRidder	Oakland Jr. Grizzlies 16U	G	5.10	148	May 1, 2000
6	116	Matthew Hayami	Toronto Red Wings	RW	5.10	163	May 21, 2000
7	130	Wesley Weir	Hamilton Jr. Bulldogs	C	5.10	178	November 8, 2000
8	150	Jacob LeGuerrier	Gloucester Rangers Midget	RD	6.00	172	November 22, 2000
9	172	Adriano Mamone	Halton Hills Hurricanes	G	6.01	165	February 28, 2000
10	190	Brett Jacklin	Sudbury Minor Midget Wolves	RW	6.00	189	February 21, 2000
11	210	Jacob Semik	Detroit HoneyBaked 16U	LD	5.10	150	March 10, 2000
12	230	James Buckley	Toronto Marlboros	C	6.00	195	June 11, 2000
13	250	Chris Clark	Sudbury Minor Midget Wolves	LD	6.00	173	March 6, 2000
14	270	Zackary Trott	Grey-Bruce Highlanders	LW	5.06	141	May 10, 2000
CHL Import Draft							
1	26	Otto Mäkinen	Tappara Tampere Jr.	C	6.00.5	174	May 21, 1998

HEAD COACH

Drew Bannister

Born: Sept. 4, 1974 in Belleville, ON

Year	Club	GP	W	L	OTL	SO	PTS	Finish
2015-16	Sault Ste. Marie Greyhounds	68	33	27	7	1	74	3rd (West)

Coaching History

Abbie Carricato 1972-73 to 1973-74; Angelo Bumbacco 1974-75; Muzz MacPherson 1975-76 to 1976-77; Muzz MacPherson and Paul Theriault 1977-78; Paul Theriault 1978-79; Terry Crisp 1979-80 to 1984-85; Don MacAdam 1985-86; Don Boyd 1986-87 to 1987-88; Don Boyd and Ted Nolan 1988-89; Ted Nolan 1989-90 to 1993-94; Dan Flynn 1994-95; Joe Paterson 1995-96 to 1996-97; Dave Cameron 1997-98 to 1998-99; Paul Theriault 1999-00 to 2000-01; Craig Hartsburg 2001-02; John Vanbiesbrouck and Steve Harrison 2002-03; Marty Abrams 2003-04; Marty Abrams and Craig Hartsburg 2004-05; Craig Hartsburg 2005-06 to 2007-08; Denny Lambert 2008-09 to 2010-11; Mike Stapleton 2011-12; Mike Stapleton and Sheldon Keefe 2012-13; Sheldon Keefe 2013-14 to 2014-15; Drew Bannister 2015-16 to date.

2015-16 TEAM RECORD

	W	L	OTL	SL		W	L	OTL	SL
Overall Record:	33	27	7	1	vs. Barrie	1	1	0	0
Home Record:	14	17	3	0	vs. Erie	0	1	1	0
Road Record:	19	10	4	1	vs. Flint	5	1	0	0
Overtime Record:	2	8			vs. Guelph	4	0	0	0
					vs. Hamilton	1	0	1	0
vs. East Division Opponents	7	2	1	0	vs. Kingston	1	1	0	0
vs. Central Division Opponents	10	6	0	0	vs. Kitchener	2	2	0	0
vs. West Division Opponents	9	12	4	1	vs. London	0	4	0	0
vs. Midwest Division Opponents	7	7	2	0	vs. Mississauga	2	0	0	0
					vs. Niagara	1	1	0	0
September Record	1	0	1	0	vs. North Bay	3	1	0	0
October Record	5	6	1	0	vs. Oshawa	2	0	0	0
November Record	3	7	1	0	vs. Ottawa	2	0	0	0
December Record	7	2	0	1	vs. Owen Sound	1	0	1	0
January Record	5	5	2	0	vs. Peterborough	1	1	0	0
February Record	7	3	2	0	vs. Saginaw	2	5	1	0
March Record	5	4	0	0	vs. Sarnia	1	4	1	0
					vs. Sudbury	3	3	0	0
Playoff Record:	5	7			vs. Windsor	1	2	2	1

SUDBURY WOLVES

240 Elgin Street, Sudbury, Ontario P3E 3N6
Phone: (705) 675-3941 • Fax: (705) 675-3944
email: office@sudburywolves.com • www.sudburywolves.com



TEAM DIRECTORY

CEO & Governor	Dario Zulich
President	Blaine Smith
Vice-President, Hockey Operations	Rob Papineau
Vice-President, Marketing and Bus. Dev.	Andrew Dale
General Manager	Barclay Branch
Head Coach	David Matsos
Assistant General Manager	Ken MacKenzie
Associate Coach	Drake Berehowsky
Assistant Coach	Darryl Moxam
Goaltending Coach	Miguel Beaudry
Strength & Conditioning Coach	Troy Beauregard
Athletic Trainer	Dan Buckland
Assistant Trainers	Brandon Grace, Shawn Charron
Scouts	Wade Branch, Kyle Branch, Sean Howard, Mike Taylor, Terry Chitaroni, Rick Wolfe, George Bessett, Dan Cuomo
Marketing Director	Curtis Hall
Administration	Miranda Swain
Academic Advisor	Gord Ewin
Club Physicians	Dr. S. Tubin Dr. C. Trebb
Club Dentist	Dr. Scott Keenan



Dario Zulich



Blaine Smith



David Matsos

TEAM INFORMATION

Home Arena	Sudbury Arena	Capacity	4,640
Dimensions	200' x 85'		
Box Office Phone	(705) 671-3000	Arena Manager	Jeff Pafford
Press Box Location	North side	Team Colours	Blue, White & Grey
Training Camp	Sudbury Arena		
Affiliated Team	Rayside Balfour Canadians		
GM	Keane Cronin		



Owen Lalonde

FRANCHISE RECORD

See page 131 for complete franchise records

SEASON	NAME	GP	W	L	T	OL/SL	PTS	GF	GA	FINISH
2015-16	Sudbury Wolves	68	16	46	5	1	38	183	328	5th (Central)
2014-15	Sudbury Wolves	68	12	54		2	26	149	323	5th (Central)
2013-14	Sudbury Wolves	68	33	24		11	77	220	228	3rd (Central)
2012-13	Sudbury Wolves	68	29	27		12	70	214	234	3rd (Central)
2011-12	Sudbury Wolves	68	36	26		6	78	242	240	4th (Central)
2010-11	Sudbury Wolves	68	29	35		4	62	235	276	4th (Central)
2009-10	Sudbury Wolves	68	26	35		7	59	193	267	5th (Central)
2008-09	Sudbury Wolves	68	26	35		7	59	227	282	5th (Central)
2007-08	Sudbury Wolves	68	17	46		5	39	175	292	5th (Central)
2006-07	Sudbury Wolves	68	29	30		9	67	225	241	3rd (Central)
2005-06	Sudbury Wolves	68	34	28		6	74	227	222	3rd (Central)
2004-05	Sudbury Wolves	68	32	23	6	7	77	201	185	4th (Central)
2003-04	Sudbury Wolves	68	25	32	6	5	61	185	220	5th (Central)
2002-03	Sudbury Wolves	68	16	46	4	2	38	175	273	5th (Central)
2001-02	Sudbury Wolves	68	25	33	5	5	60	171	216	3rd (Central)
2000-01	Sudbury Wolves	68	35	22	8	3	81	237	196	1st (Central)
1999-00	Sudbury Wolves	68	38	25	5	1	84	262	221	2nd (Central)
1998-99	Sudbury Wolves	68	25	35	8		58	261	288	2nd (Central)
1997-98	Sudbury Wolves	66	25	34	7		57	257	268	5th (Central)
1996-97	Sudbury Wolves	66	21	37	8		50	251	302	6th (Central)
1995-96	Sudbury Wolves	66	27	36	3		57	262	288	6th (Central)
1994-95	Sudbury Wolves	66	43	17	6		92	314	208	2nd (Central)
1993-94	Sudbury Wolves	66	34	26	6		74	299	275	3rd (Leyden)
1992-93	Sudbury Wolves	66	31	30	5		67	291	300	4th (Leyden)
1991-92	Sudbury Wolves	66	33	27	6		72	331	320	4th (Leyden)
Franchise Totals		3,811	1,563	1,870	286	93	3,507	14,670	16,278	Pct. .460

TEAM RECORDS

SEASON

Team		
Most Points	(1975-76)	102
Most Goals	(1978-79)	397
Most Goals Against	(1983-84)	427
Fewest Goals Against	(2004-05)	185

Individual

Most Goals	Rod Schutt (1975-76)	72
Most Assists	Ron Duguay (1975-76)	92
Most Points	Mike Foligno (1978-79)	150
Best GAA	Patrick Ehelechner (2004-05)	2.56

GAME

Most Goals	5
Rod Schutt (Feb. 29, 1976 vs. Sault Ste. Marie); Mike Foligno (Jan. 15, 1978 vs. Peterborough); Paul DiPietro (Oct. 3, 1989 vs. Sault Ste. Marie)	
Most Assists	7
Ron Duguay (Mar. 13, 1977 at Toronto); Hector Marini (Oct. 8, 1976 vs. Ottawa); Norm Milley (Dec 18, 1998 vs. Barrie)	
Most Points	7
Ron Duguay (Mar. 13/77 at Toronto); Hector Marini (Oct. 8/76 vs. Ottawa); Norm Milley (Dec 18/98 vs. Barrie); Mike Fisher (Dec 18/98 vs. Barrie)	
Most Powerplay Goals	4
Jamie Matthews (March 11, 1994 vs. Oshawa)	
Most Shorthanded Goals	2
5 times	
Fastest Opening Goal	0:05
Dave MacQueen (Oct. 20, 1978 vs. Peterborough)	
Fastest Period Goal	0:08
Dan McCarthy (Sept. 23, 1977 vs. Oshawa - 2nd period); Barrie Moore (Jan. 10, 1992 vs. Detroit - 2nd period)	
Fastest Two Goals by One Player	0:04
Mike Foligno (Jan. 16, 1979 vs. Sault Ste. Marie - 3rd period)	

Fastest Three Goals by One Player

2:27

Norm Milley (Feb. 18, 2000 vs. Toronto)

INDIVIDUAL GAME RECORDS — 2015-16

Most Goals	3
Dmitry Sokolov (Feb. 27, 2016 at Peterborough, Nov. 20, 2015 vs Peterborough)	
Most Assists	3
Ryan Valentini (Feb. 21, 2016 vs Mississauga); David Levin (Nov. 20, 2015 vs Peterborough); Alan Lyszczarczyk (Feb. 27, 2016 at Peterborough, Dec. 2, 2015 at Sault Ste. Marie); Kyle Capobianco (Feb. 27, 2016 at Peterborough)	
Most Points	4
Dmitry Sokolov (Nov. 20, 2015 vs Peterborough, Feb. 27, 2016 at Peterborough)	
Most Power-Play Goals	2
Dmitry Sokolov (Feb. 27, 2016 at Peterborough, Dec. 4, 2015 vs Barrie)	
Most Shorthanded Goals	1
6 times	
Fastest Opening Goal	0:25
Ryan Valentini (Mar. 5, 2016 at Niagara)	
Fastest Period Goal	0:23
Jacob Harris (Sep. 27, 2015 vs Mississauga)	
Fastest Two Goals by One Player	1:24
Dmitry Sokolov (Dec. 4, 2015 vs Barrie)	
Fastest Three Goals by One Player	20:11
Dmitry Sokolov (Nov. 20, 2015 vs Peterborough)	
Longest Point Scoring Streak (Games)	7
Dmitry Sokolov (Feb. 19, 2016 to Mar. 5, 2016. 7G, 7A)	
Longest Goal Scoring Streak (Games)	5
Mikkel Aagaard (Feb. 5, 2016 to Feb. 15, 2016. 5G, 5A)	

SUDBURY WOLVES

2016 OHL PRIORITY SELECTIONS

RD	NO	NAME	2015-16 CLUB	POS	HT	WT	BIRTHDATE
1	2	Owen Lalonde	Windsor Jr. Spitfires	RD	6.00.25	174	February 1, 2000
2	34	Owen Gilhula	Huron Perth Lakers	C	5.11	153	May 11, 2000
4	63	Dawson Baker	Quinte Red Devils	RW	6.00	167	April 10, 2000
4	80	Nolan Hutcheson	Kingston Frontenacs	LW	6.03	181	June 26, 2000
5	83	Blake McConville	Windsor Jr. Spitfires	RW	6.00.75	189	April 3, 2000
5	95	Adam Samuelsson	North Jersey Avalanche 16U	LD	6.04.5	219	June 21, 2000
7	123	Edward Yan	Don Mills Flyers	RW	5.08.25	150	September 16, 2000
8	143	Joshua Eisfeld	Vaughan Kings	G	6.00	168	January 10, 2000
8	148	Jacob Roach	Whitby Wildcats	C	5.11	189	December 5, 2000
9	163	Christian Gaudreau	Mississauga Senators	LW	6.03.25	208	September 3, 2000
10	183	Ty Emberson	Eau Claire Memorial HS Old Abes	RD	6.00	182	May 23, 2000
11	203	Charlie Mackie	Toronto Marlboros	RD	6.04.25	197	August 22, 2000
12	226	Ryan Mahabir	Toronto Jr. Canadiens	RW	6.02	165	March 23, 2000
13	243	Dave Bowen	Markham Islanders Min Mid AA	G	5.11	150	November 15, 2000
15	283	Francesco Reda	Vaughan Kings	LD	5.09	168	December 25, 2000

CHL Import Draft

1	5	Jachym Kondelik	Ceske Budejovice Jr. B	LW	6.06	207	December 21, 1999
---	---	-----------------	------------------------	----	------	-----	-------------------

HEAD COACH

David Matsos

Born: November 12, 1973, Burlington, ON

Year	Club	GP	W	L	OTL	SL	PTS	Finish
2015-16	Sudbury Wolves	68	16	46	5	1	38	5th (Central)

Coaching History

Barry MacKenzie, Larry Rubic and Trevor Boyce 1972-73; Mac MacLean 1973-74; Stu Duncan 1974-75; Jerry Toppazzini 1975-76 to 1976-77; Marcel Clements and Andy Laing 1977-78; Andy Laing 1978-79 to 1980-81; Joe Drago 1981-82; Ken Gratton, Marcel Clements and Bill Harris 1982-83; Bill Harris and Andy Spruce 1983-84; Andy Spruce 1984-85; Bob Strumm and Wayne Maxner 1985-86; Guy Blanchard 1986-87; John Wallin and Ken MacKenzie 1987-88; Ken MacKenzie 1988-89 to 1991-92; Glenn Merkosky 1992-93 to 1994-95; Glenn Merkosky and Todd Lalonde 1995-96; Todd Lalonde 1996-97; Todd Lalonde and Tom Watt 1997-98; Reg Higgs 1998-99; Bert Templeton 1999-00 to 2002-03; Mike Foligno 2003-04 2008-09; Bryan Verrault and Mike Foligno 2009-10, Trent Cull 2010-11 to 2012-13; Paul Fixter 2013-14 to 2014-15; David Matsos 2015-16 to date.

2015-16 TEAM RECORD

	W	L	OTL	SL		W	L	OTL	SL
Overall Record:	16	46	5	1	vs. Barrie	0	8	0	0
Home Record:	8	21	5	0	vs. Erie	1	1	0	0
Road Record:	8	25	0	1	vs. Flint	1	1	0	0
Overtime Record:	2	6			vs. Guelph	2	0	0	0
					vs. Hamilton	1	2	1	0
vs. East Division Opponents	2	10	3	1	vs. Kingston	0	2	0	0
vs. Central Division Opponents	4	22	2	0	vs. Kitchener	0	2	0	0
vs. West Division Opponents	7	7	0	0	vs. London	0	2	0	0
vs. Midwest Division Opponents	3	7	0	0	vs. Mississauga	1	4	1	0
					vs. Niagara	1	5	0	0
September Record	1	1	0	0	vs. North Bay	2	5	1	0
October Record	4	8	1	0	vs. Oshawa	0	2	1	1
November Record	0	9	2	0	vs. Ottawa	0	2	0	0
December Record	3	8	0	0	vs. Owen Sound	0	2	0	0
January Record	4	6	0	1	vs. Peterborough	1	2	1	0
February Record	4	7	1	0	vs. Saginaw	2	0	0	0
March Record	0	7	1	0	vs. Sarnia	0	2	0	0
					vs. Sault Ste. Marie	3	3	0	0
					vs. Windsor	1	1	0	0

WINDSOR SPITFIRES

Windsor Family Credit Union Centre, 8787 McHugh St., Windsor, Ontario N8S 0A1
Phone: (519) 254-9256 • Fax: (519) 254-9257
email: frontoffice@windsorspittfires.com • www.windsorspittfires.com



TEAM DIRECTORY

President	Bob Boughner
General Manager	Warren Rychel
Vice-President	John Savage
Vice-President of Hockey Operations	Bill Bowler
Head Coach	Rocky Thompson
Associate Coach	Trevor Letowski
Assistant Coach	Jerrod Smith
Goaltending Coach	Jim Bedard
Goaltending Consultant	Paul Billing
Director of Analytics	Evan Mathias
Video Coach	Sean Demuynck
Athletic Therapist	Joey Garland
Equipment Manager	JR Grant
Assistant Equipment Manager	Kameron Bagley
Head Scout	Brian Teakle
Scouts	Dan Currie, Don Dickson, Chris Henry, Larry Gertsakis, Mike Glover, Mike Kesler, Mike McFarlane, Matt Moran, Matt Hogan, Michael Kokavec
Director of Business Development	Steve Horne
Administrator	Andrea Eidukas-Mooney
Community & Game Operations	Felicia Krautner
Media & Public Relations	Dave Ducharme
Academic Advisors	Danielle Chevalier
	John Laporte
Club Physician	Dr. Roy Diklich, Dr. Bob McKay
Club Dentist	Dr. Roger Shaban




Bob Boughner



Warren Rychel



Rocky Thompson



Connor Corcoran

TEAM INFORMATION

Home Arena	WFCU Centre	Capacity	6,450
Dimensions of Rink	200' x 85'	Box Office:	(519) 254-5000
Arena Phone:	(519) 974-7979	Arena Manager	Ray Mensour
Press Box	3rd level, East end of arena		
Team Colours	Blue, red & white		
Affiliated Team	LaSalle Jr. B		

WINDSOR SPITFIRES

FRANCHISE RECORD

See page 132 for complete franchise records

SEASON	NAME	GP	W	L	OTL	SL	PTS	GF	GA	FINISH
2015-16	Windsor Spitfires	68	40	21	6	1	87	253	200	2nd (West)
2014-15	Windsor Spitfires	68	24	40	2	2	52	223	305	5th (West)
2013-14	Windsor Spitfires	68	37	28	3	0	77	249	235	2nd (West)
2012-13	Windsor Spitfires	68	26	33	9	6	61	212	278	5th (West)
2011-12	Windsor Spitfires	68	29	32	7	7	65	213	258	4th (West)
2010-11	Windsor Spitfires	68	39	23	6	6	84	280	247	2nd (West)
2009-10	Windsor Spitfires	68	50	12	6	106	331	203	1st (West)	
2008-09	Windsor Spitfires	68	57	10	1	115	311	171	1st (West)	
2007-08	Windsor Spitfires	68	41	15	12	94	279	205	2nd (West)	
2006-07	Windsor Spitfires	68	18	43	7	43	209	311	5th (West)	
2005-06	Windsor Spitfires	68	32	29	7	71	247	252	3rd (West)	
2004-05	Windsor Spitfires	68	26	29	6	7	65	223	253	3rd (West)
2003-04	Windsor Spitfires	68	27	30	3	8	65	201	219	3rd (West)
2002-03	Windsor Spitfires	68	37	25	5	1	80	259	221	3rd (West)
2001-02	Windsor Spitfires	68	33	24	6	5	77	253	229	3rd (West)
2000-01	Windsor Spitfires	68	34	22	8	4	80	257	221	2nd (West)
1999-00	Windsor Spitfires	68	35	31	2	1	73	213	231	4th (West)
1998-99	Windsor Spitfires	68	23	39	6	52	203	294	5th (West)	
1997-98	Windsor Spitfires	66	19	42	5	43	261	340	6th (West)	
1996-97	Windsor Spitfires	66	29	29	8	66	303	285	3rd (West)	
1995-96	Windsor Spitfires	66	21	41	4	46	256	312	4th (West)	
1994-95	Windsor Spitfires	66	41	22	3	85	303	232	2nd (West)	
1993-94	Windsor Spitfires	66	25	36	5	55	253	298	7th (Emms)	
1992-93	Windsor Spitfires	66	19	42	5	43	240	343	8th (Emms)	
1991-92	Windsor Spitfires	66	25	33	8	58	272	316	5th (Emms)	
Franchise Totals		2,760	1,243	1,286	148	84	2,718	11,035	11,688	Pct. .492

TEAM RECORDS

SEASON

Team		
Most Points	(2008-09)	115
Most Goals	(1987-88)	396
Most Goals Against	(1975-76)	470
Fewest Goals Against	(2008-09)	171
Individual		
Most Goals	Ernie Godden (1980-81)	87
Most Assists	Bill Bowler (1994-95)	102
Most Points	Ernie Godden (1980-81)	153
Best GAA	Andrew Engelage (2008-09)	2.35

GAME

Most Goals	5
Gerry Leroux (Oct. 27, 1977 vs. Niagara Falls); Paul Gagne (Oct. 11, 1979 vs. Niagara Falls)	
Most Assists	6
Greg Gravel (Oct. 28, 1982 vs. Sudbury)	
Most Points	9
Greg Gravel (Oct. 28, 1982 vs. Sudbury)	
Most Powerplay Goals	3
Ernie Godden (Mar. 21/81 vs. London); Greg Gravel (Oct. 28/82 vs. Sudbury); Bill Bowler (Jan. 23/93 at Peterborough); Craig Lutes (Mar. 17/93 at Detroit)	
Most Shorthanded Goals	2
Claude Loiselle (Mar. 8/83 vs. Guelph); Kelly Cain (Dec. 11/87 at Hamilton); Glenn Crawford (Sept. 29/95 at Sarnia); Shawn Mather (Sep. 28/00 vs. S.S. Marie); Eric Locke (Dec. 11/10 at Sarnia)	
Fastest Opening Goal	0:09
Kevin White (Oct. 4, 1990 vs. Kitchener)	
Fastest Period Goal	0:05
Jason Spezza (Nov. 18, 2001 at Toronto - 3rd period)	
Fastest Two Goals by One Player	0:07
Blair Barnes (Nov. 9, 1979 at London - 2nd period)	

Fastest Three Goals by One Player 2:56
Bill Bowler (Mar. 5, 1994 at Owen Sound - 2nd period)

INDIVIDUAL GAME RECORDS — 2015-16

Most Goals	3
Christian Fischer (Feb. 27, 2016 at Flint), Brendan Lemieux (Dec. 19, 2015 at Saginaw, Dec. 11, 2015 at Sarnia), Logan Brown (Feb. 28, 2016 at S.S. Marie), Bradley Latour (Jan. 30, 2016 vs London), Christian Fischer (Nov. 7, 2015 at Erie)	
Most Assists	3
15 times	
Most Points	4
12 times	
Most Power-Play Goals	2
Bradley Latour (Feb. 27, 2016 at Flint), Gabriel Vilardi (Mar. 18, 2016 at Saginaw), Mikhail Sergachev (Dec. 3, 2015 vs Flint)	
Most Shorthanded Goals	1
Bradley Latour (Jan. 14, 2016 vs Oshawa), Bradley Latour (Jan. 30, 2016 vs London), Hayden McCool (Feb. 6, 2016 vs Erie), Aaron Luchuk (Nov. 13, 2015 at Mississauga)	
Fastest Opening Goal	0:17
Logan Brown (Mar. 17, 2016 vs Kitchener)	
Fastest Period Goal	0:15
Christian Fischer (Feb. 4, 2016 vs Sudbury)	
Fastest Two Goals by One Player	1:19
Bradley Latour (Jan. 24, 2016 at Sault Ste. Marie)	
Fastest Three Goals by One Player	16:04
Brendan Lemieux (Dec. 11, 2015 at Sarnia)	
Longest Point Scoring Streak (Games)	17
Brendan Lemieux (Nov. 15, 2015 to Jan. 7, 2016. 22G, 22A)	
Longest Goal Scoring Streak (Games)	4
Christian Fischer (Feb. 27, 2016 to Mar. 5, 2016. 7G, 7A) Cristiano DiGiacinto (Nov. 5, 2015 to Nov. 13, 2015. 5G, 5A)	

2016 OHL PRIORITY SELECTIONS

RD	NO	NAME	2015-16 CLUB	POS	HT	WT	BIRTHDATE
2	21	Connor Corcoran	Barrie Jr. Colts	RD	6.00	167	August 7, 2000
4	75	Chris Playfair	Waterloo Wolves	LW	6.00	161	May 31, 2000
6	114	Tyler Angle	Southern Tier Admirals	C	5.09	154	September 30, 2000
9	175	Michael Aloise	York-Simcoe Express	RW	5.08	185	January 28, 2000
10	182	Brock Baier	Mitchell Hawks	G	6.04	190	April 20, 1999
10	195	Bobby Burns	Detroit Little Caesars 16U	RD	5.11	185	March 4, 2000
11	215	Zackary Young	Mississauga Rebels	RW	5.10	169	January 4, 2000
12	235	Drew Elser	South Kent School	LW	5.11	170	January 13, 2000
13	255	Dylan St. Cyr	USA Under 17 Team	G	5.07	163	May 23, 1999
14	275	Michael Ferrandino	Chicago Young Americans 16U	RD	5.08	141	March 17, 2000
15	290	Jack Bowler	Sun County Panthers	C	5.07	147	August 3, 2000
15	295	Kory Silverio	Windsor Zone	C	5.07	141	August 5, 2000
CHL Import Draft							
1	41	Urho Vaakanainen	Espoo Blues	LD	6.01	187	January 1, 1999

HEAD COACH

Rocky Thompson

Born: August 8, 1977, Calgary, Alberta

Coaching Record

Year	Club	GP	W	L	T	OTL	PTS	Finish
2015-16	Windsor Spitfires	68	40	21	6	1	87	2nd (West)

Coaching History

Doug Johnston and Wayne Maxner 1975-76; Wayne Maxner 1976-77 to 1979-80; Ron Harris and Ron Carroll 1980-81; Marcel Pronovost 1981-82; Marcel Pronovost, Doug Imrie and John Beacnic 1982-83; Bob Boucher, Terry McDannell and Wayne Maxner 1983-84; Mark Craig 1984-85; Tom Webster 1985-86; Tom Webster, Jim Rutherford and Tony MacDonald 1986-87; Tom Webster 1987-88 to 1988-89; Brad Smith 1989-90 to 1990-91; Brad Smith, Wayne Maxner and Dave Pritch 1991-92; Wayne Maxner and Kevin McIntosh 1992-93; Shane Parker 1993-94; Mike Kelly 1994-95; Mike Kelly and Paul Gillis 1995-96; Paul Gillis 1996-97; Vern Stenlund, Dave Pritch and Tony Curtale 1997-98; Tony Curtale and Dave Pritch 1998-99; Tom Webster 1999-00 to 2001-02; Tom Webster and Mike Kelly 2002-03; Steve Smith and Mike Kelly 2003-04; Mike Kelly and Dave Pritch 2004-05; Moe Mantha, Bill Bowler and D.J. Smith 2005-06; Bob Boughner 2006-07 to 2009-10; Bob Jones 2010-11; Bob Boughner 2011-12 to 2014-15; Rocky Thompson 2015-16 to date

2015-16 TEAM RECORD

	W	L	OTL	SL		W	L	OTL	SL
Overall Record:	40	21	6	1	vs. Barrie	1	1	0	0
Home Record:	21	9	4	0	vs. Erie	1	2	1	0
Road Record:	19	12	2	1	vs. Flint	5	0	1	0
Overtime Record:	6	7			vs. Guelph	4	0	0	0
					vs. Hamilton	2	0	0	0
vs. East Division Opponents	5	3	2	0	vs. Kingston	0	2	0	0
vs. Central Division Opponents	5	4	1	0	vs. Kitchener	3	1	0	0
vs. West Division Opponents	18	7	1	0	vs. London	3	3	0	0
vs. Midwest Division Opponents	12	7	2	1	vs. Mississauga	1	0	1	0
					vs. Niagara	0	2	0	0
September Record	1	0	1	0	vs. North Bay	2	0	0	0
October Record	9	3	2	0	vs. Oshawa	2	0	0	0
November Record	6	5	0	0	vs. Ottawa	0	1	1	0
December Record	5	2	2	0	vs. Owen Sound	1	1	1	1
January Record	9	4	0	0	vs. Peterborough	1	0	1	0
February Record	6	4	1	0	vs. Saginaw	6	2	0	0
March Record	4	3	0	1	vs. Sarnia	2	4	0	0
					vs. Sault Ste. Marie	5	1	0	0
Playoff Record:	1	4			vs. Sudbury	1	1	0	0

OHL OFFICIATING TEAM

Director of OFFICIATING

Conrad Haché

Director of Administration

Herb Morell

OFFICIATING MANAGERS

Brad Beer

Ken Cox

Ken Miller

Mark Pare

Matt Parlette

Bill Prisniak

Leon Stickle

#	Referee	Seasons	(as referee)	#	Referee	Seasons	(as referee)
2	Len Wood	2	2	22	Brent Coulombe	4	4
3	Ryan Harrison	1	1	23	Scott Oakman	18	18
4	Joe Celestin	20	9	24	Steven Picco	6	6
5	Jason Faist	11	9	25	Joe Monette	10	7
6	Nick Gill	1	1	26	Sean Reid	18	14
7	Quincy Evans	2	2	27	Josh Schein	1	1
8	Michael Hamilton	6	2	28	Shawn Hamelin	8	4
10	Ryan Park	9	5	29	T.J. Foster	9	7
11	Brett Montsion	3	3	30	Matthew Traub	12	4
12	Tom Sweeney	11	8	31	Mike Marley	10	10
13	Chris Thornton	9	4	32	Ben Wilson	9	7
14	Chris Ferreira	1	1	33	Andy Howard	2	2
15	Aaron Neely	3	1	34	Michael Cairns	8	8
16	Patrick Battista	1	1	35	Scott Ferguson	10	10
17	Jesse Wilmot	9	3	36	Andrew Thompson	3	3
18	Ben Moser	2	2	38	Darcy Burchell	10	10
19	Jason Goldenberg	11	8	39	Seth Ferguson	8	8
20	Ryan Hutchison	10	8	40	Patrick Myers	6	6
21	Ryan Moniz	5	5	44	Chris Carnegie	11	7

#	Linesmen	Seasons	#	Linesmen	Seasons
41	Michael Johnstone	1	71	Fraser Williams	4
42	Brandon Yuck	4	72	Mitch Dunning	1
43	Kevin Keyes	1	73	Max Kallio	4
45	David Cianfrini	2	74	Troy Miller	13
46	Shayne Thompson	1	75	Brad Horan	1
47	Kevin McArthur	2	76	Nick Bet	2
48	Dave Borden	4	77	Chad Petrie	3
49	Adam Harris	7	78	Daniel Sepe	5
50	Chris Chapman	1	79	Andrew Buck	2
51	Andrew Smith	1	80	Justin Tang	1
52	Jean-Francois Menard	6	81	Scott Reed	1
53	David Jaskula	2	82	Talmadge Farnes	1
54	Marcus Policicchio	4	83	Ryan Card	5
55	Chris Holmstead	1	84	Steve Corlyon	32
56	Evan McCrory	3	85	Steve Dix	3
57	Drew Jackson	10	86	Joseph Hutek	1
58	Justin Herrington	4	87	Cory Piche	5
59	Stacy Jackson	5	88	Joshua Houslander	3
60	Scott Walker	1	89	Alex Ross	2
61	Kevin Hastings	18	90	Mike Harrington	8
62	Geoff Rutherford	16	91	Ryan Holmstead	6
63	David Milne	1	92	Justin Knaggs	6
64	Pat Smith	6	93	Jordan Browne	10
65	Scott Wilson	7	94	Tyler Callander	8
66	Kyle Flood	3	95	Ray King	12
67	Kyle Lekun	2	96	Dave Pfohl	14
68	Dustin McCrank	9	97	Michael Markovic	1
70	Brady Fagan	1	98	Scott Lawson	4

(No. of seasons include 2016-17 season)

2015-16 REGULAR SEASON STANDINGS

EASTERN CONFERENCE

EAST DIVISION

	GP	W	L	OTL	SL	PTS	PCT	GF	GA
Kingston Frontenacs	68	46	17	3	2	97	0.713	252	189
Ottawa 67'S	68	36	29	2	1	75	0.551	234	219
Peterborough Petes	68	33	28	2	5	73	0.537	240	259
Oshawa Generals	68	27	33	4	4	62	0.456	197	235
Hamilton Bulldogs	68	25	35	8	0	58	0.426	197	260

CENTRAL DIVISION

Barrie Colts	68	43	22	0	3	89	0.654	295	207
North Bay Battalion	68	35	23	6	4	80	0.588	240	227
Niagara IceDogs	68	35	26	4	3	77	0.566	213	198
Mississauga Steelheads	68	33	30	2	3	71	0.522	215	229
Sudbury Wolves	68	16	46	5	1	38	0.279	183	328

WESTERN CONFERENCE

MIDWEST DIVISION

	GP	W	L	OTL	SL	PTS	PCT	GF	GA
Erie Otters	68	52	15	1	0	105	0.772	269	183
London Knights	68	51	14	2	1	105	0.772	319	182
Kitchener Rangers	68	44	17	5	2	95	0.699	256	197
Owen Sound Attack	68	32	25	8	3	75	0.551	209	222
Guelph Storm	68	13	49	4	2	32	0.235	156	297

WEST DIVISION

Sarnia Sting	68	42	19	5	2	91	0.669	254	192
Windsor Spitfires	68	40	21	6	1	87	0.64	253	200
Sault Ste. Marie Greyhounds	68	33	27	7	1	74	0.544	243	233
Saginaw Spirit	68	24	36	5	3	56	0.412	209	282
Flint Firebirds	68	20	42	4	2	46	0.338	184	279

LEADING SCORERS

PLAYER, CLUB	GP	G	A	PTS	+/-	PIM
Labanc, Kevin, BAR	65	39	88	127	60	70
Dvorak, Christian, LDN	59	52	69	121	56	27
Marner, Mitchell, LDN	57	39	77	116	45	68
Strome, Dylan, ER	56	37	74	111	23	44
Tkachuk, Matthew, LDN	57	30	77	107	45	80
Mangiapan, Andrew, BAR	59	51	55	106	40	50
DeBrincat, Alex, ER	60	51	50	101	18	28
Amadio, Mike, NB	68	50	48	98	30	40
Fischer, Christian, WSR	66	40	50	90	35	34
Watson, Spencer, KGN	64	43	46	89	31	32
Garlent, Hunter, PBO	68	40	47	87	26	34
Salituro, Dante, OTT	65	38	45	83	5	55
Cornel, Eric, PBO	68	27	56	83	19	18
Ho-Sang, Josh, NIAG	66	19	63	82	28	44
MacInnis, Ryan, KIT	59	38	43	81	15	49
Mascherin, Adam, KIT	65	35	46	81	19	16

DEPARTMENTAL LEADERS

GOALS

NO.	PLAYER, TEAM	GP	G
1	Dvorak, Christian, LDN	59	52
2	Mangiapane, Andrew, BAR	59	51
3	DeBrincat, Alex, ER	60	51
4	Amadio, Mike, NB	68	50
5	Berisha, Aaron, LDN	66	45
6	Sadowy, Dylan, BAR	64	45
7	Senyshyn, Zachary, SSM	66	45
8	Watson, Spencer, KGN	64	43
9	Betzold, Greg, PBO	65	43
10	Fischer, Christian, WSR	66	40
11	Garlent, Hunter, PBO	68	40

ASSISTS

NO.	PLAYER, TEAM	GP	A
1	Labanc, Kevin, BAR	65	88
2	Marner, Mitchell, LDN	57	77
3	Tkachuk, Matthew, LDN	57	77
4	Strome, Dylan, ER	56	74
5	Konecny, Travis, SAR	60	71
6	Dvorak, Christian, LDN	59	69
7	Ho-Sang, Josh, NIAG	66	63
8	Cornel, Eric, PBO	68	56
9	Mangiapane, Andrew, BAR	59	55
10	Brown, Logan, WSR	59	53

POWERPLAY GOALS

NO.	PLAYER, TEAM	GP	PP
1	Dvorak, Christian, LDN	59	22
2	MacInnis, Ryan, KIT	59	16
3	Berisha, Aaron, LDN	66	16
4	Piccinich, JJ, LDN	66	16
5	Watson, Spencer, KGN	64	15
6	Lemieux, Brendan, WSR	45	14
7	DiFruscia, Anthony, NIAG	67	14
8	Marner, Mitchell, LDN	57	13
9	DeBrincat, Alex, ER	60	13
10	Salituro, Dante, OTT	65	13

SHORT-HANDED GOALS

NO.	PLAYER, TEAM	GP	SH
1	Mangiapane, Andrew, BAR	59	8
2	Labanc, Kevin, BAR	65	8
3	Amadio, Mike, NB	68	8
4	Santos, Mathew, NB	64	7
5	Marner, Mitchell, LDN	57	5
6	McKenzie, Brett, NB	66	5

GAME WINNING GOALS

NO.	PLAYER, TEAM	GP	GW
1	Dvorak, Christian, LDN	59	11
2	DeBrincat, Alex, ER	60	10
3	MacInnis, Ryan, KIT	59	9
4	Strome, Dylan, ER	56	8
5	Watson, Spencer, KGN	64	8
6	Berisha, Aaron, LDN	66	8
7	Amadio, Mike, NB	68	8

PLUS-MINUS

NO.	PLAYER, TEAM	GP	+/-
1	Labanc, Kevin, BAR	65	60
2	Dvorak, Christian, LDN	59	56
3	Mete, Victor, LDN	68	53
4	Marner, Mitchell, LDN	57	45
5	Tkachuk, Matthew, LDN	57	45
6	Martenet, Chris, LDN	67	44
7	Mangiapane, Andrew, BAR	59	40
8	Berisha, Aaron, LDN	66	40
9	* Juolevi, Olli, LDN	57	38
10	Dermott, Travis, ER	51	36

* denotes rookie

ROOKIE LEADERS

PLAYER, CLUB	GP	G	A	PTS	+/-	PIM
Nylander, Alexander, MISS	57	28	47	75	8	18
Dineen, Cam, NB	68	13	46	59	18	18
Sergachev, Mikhail, WSR	67	17	40	57	15	56
Sokolov, Dmitry, SBY	68	30	22	52	-40	13
Jones, Max, LDN	63	28	24	52	30	106
Katchouk, Boris, SSM	63	24	27	51	7	61
Lyszczarczyk, Alan, SBY	67	17	33	50	-25	36
Kopacka, Jack, SSM	67	20	23	43	-5	12
Commisso, Domenic, OSH	66	18	24	42	-9	32
Juolevi, Olli, LDN	57	9	33	42	38	16

LEADING DEFENCEMEN

PLAYER, CLUB	GP	G	A	PTS	+/-	PIM
Andersson, Rasmus, BAR	64	9	51	60	34	60
* Dineen, Cam, NB	68	13	46	59	18	18
* Sergachev, Mikhail, WSR	67	17	40	57	15	56
Chychny, Jakob, SAR	62	11	38	49	23	51
Liberati, Miles, KIT	66	15	31	46	6	38
Desrocher, Stephen, KGN	69	11	35	46	29	39
Bouraman, Gustav, SSM	68	6	40	46	-5	43
Webster, Michael, BAR	64	9	35	44	31	57
Dunn, Vince, NIAG	52	12	31	43	8	52
Saarijarvi, Vili, FL	59	12	31	43	-15	32
Capobianco, Kyle, SBY	68	7	36	43	-43	58
Dermott, Travis, ER	51	6	37	43	36	65

GOALTENDING LEADERS

GOALTENDER, CLUB	GP	MINS	SHOTS	SAVES	GA	SO	AVG.	%	W	L	OTL	SL
Parsons, Tyler, LDN	49	2835	1397	1287	110	4	2.33	.921	37	9	2	1
Williams, Devin, ER	55	3179	1464	1339	125	2	2.36	.915	41	10	1	0
DiPietro, Michael, WSR *	29	1644	763	696	67	2	2.45	.912	16	8	1	1
Fazio, Justin, SAR	41	2466	1121	1011	110	3	2.68	.902	24	13	3	1
Opilka, Luke, KIT	44	2552	1220	1105	115	3	2.70	.906	27	11	3	2
Blackwood, Mackenzie, BAR	43	2452	1403	1292	111	3	2.72	.921	28	13	0	0
Lazarev, Leo, OTT	45	2570	1218	1098	120	3	2.80	.901	26	16	1	0
Peressini, Lucas, KGN	47	2672	1352	1225	127	1	2.85	.906	27	14	3	1
Smith, Jake, NB	52	3011	1459	1315	144	1	2.87	.901	30	15	6	1
Brodeur, Jeremy, OSH	54	3085	1570	1421	149	6	2.90	.905	24	22	3	2

SAVE PERCENTAGE

NO.	PLAYER, TEAM	GP	SV%
1	Parsons, Tyler, LDN	49	.921
2	Blackwood, Mackenzie, BAR	43	.921
3	Carty, Dawson, KIT	22	.916
4	Williams, Devin, ER	55	.915
5	DiPietro, Michael, WSR	29	.912
6	Mancina, Matthew, PBO	44	.910
7	Dhillon, Stephen, NIAG	24	.908
8	Nedeljkovic, Alex, NIAG	49	.907
9	Halverson, Brandon, SSM	43	.907
10	Luke Opilka, KIT	44	.906
11	Lucas Peressini, KGN	47	.906

WINS

NO.	PLAYER, TEAM	GP	W
1	Williams, Devin, ER	55	41
2	Parsons, Tyler, LDN	49	37
3	Flinn, Jack, MISS	64	32
4	Smith, Jake, NB	52	30
5	Blackwood, Mackenzie, BAR	43	28
6	Opilka, Luke, KIT	44	27
7	Peressini, Lucas, KGN	47	27
8	Lazarev, Leo, OTT	45	26

SHUTOUTS

NO.	PLAYER, TEAM	GP	SO
1	Flinn, Jack, MISS	64	7
2	Brodeur, Jeremy, OSH	54	6
3	Parsons, Tyler, LDN	49	4
4	Fazio, Justin, SAR	41	3
5	Blackwood, Mackenzie, BAR	43	3
6	Opilka, Luke, KIT	44	3
7	Lazarev, Leo, OTT	45	3
8	McNiven, Michael, OS	53	3

SHOOTOUT WINS

NO.	PLAYER, TEAM	SO	SW
1	Williams, Devin, ER	55	7
2	Helvig, Jeremy, KGN	27	3
3	Timpano, Troy, SBY	35	3
4	Giugovaz, Michael, GUE	44	3

* denotes rookie

OHL COACHES POLL

CATEGORY

Most Underrated Player
 Most Improved Player
 Smartest Player
 Hardest Worker
 Best Playmaker
 Most Dangerous in the Goal Area
 Best Skater
 Best Shot
 Hardest Shot
 Best Stickhandler
 Best on Face-Offs
 Best Body Checker
 Best Shot Blocker
 Best Defensive Forward
 Best Penalty Killer
 Best Offensive Defenceman
 Best Defensive Defenceman
 Best Puck Handling Goalie
 Best Shootout Shooter
 Best Shootout Goalie

EASTERN CONFERENCE

Andrew Mangiapane, Barrie Colts
 Jeremy Helvig, Kingston Frontenacs
 Mike Amadio, North Bay Battalion
 Michael McLeod, Mis/Mike Amadio, NB
 Kevin Labanc, Barrie Colts
 Spencer Watson, Kingston Frontenacs
 Andrew Mangiapane, Barrie Colts
 Mike Amadio, North Bay Battalion
 Kyle Wood, North Bay Battalion
 Josh Ho-Sang, Niagara IceDogs
 Jordan Maletta, Niagara IceDogs
 Lawson Crouse, Kingston Frontenacs
 Jacob Middleton, Ottawa 67's
 Mike Amadio, North Bay Battalion
 Kevin Labanc, Barrie Colts
 Rasmus Andersson, Barrie Colts
 Roland McKeown, Kingston Frontenacs
 Mackenzie Blackwood, Bar/Alex Nedeljkovic, Nia
 Andrew Mangiapane, Barrie Colts
 Alex Nedeljkovic, Niagara IceDogs

WESTERN CONFERENCE

Aaron Berisha, London Knights
 Kyle Maksimovich, Er/Logan Stanley, Wsr
 Dylan Strome, Erie Otters
 Hayden Verbeek, Soo Greyhounds
 Mitch Marner, London Knights
 Alex DeBrincat, Erie Otters
 Zach Senyshyn, Soo Greyhounds
 Adam Mascherin, Kitchener Rangers
 Mikhail Sergachev, Windsor Spitfires
 Mitch Marner, London Knights
 Dylan Strome, Erie Otters
 Givani Smith, Guelph Storm
 Damir Sharipzyanov, Owen Sound Attack
 Kyle Pettit, Erie Otters
 Pavel Zacha, Sarnia Sting
 Travis Dermott, Erie Otters
 Darren Raddysh, Erie Otters
 Brandon Halverson, Soo Greyhounds
 Dylan Strome, Erie Otters
 Devin Williams, Erie Otters

PLAYERS OF THE WEEK

Pioneer Energy OHL Playoff Player of the Week:

May 9 — May 15: Jacob Graves (London Knights)
 May 2 — May 8: Matthew Tkachuk (London Knights)
 Apr. 25 — May 1: Stephen Harper (Niagara IceDogs)
 Apr. 18 — Apr. 24: Matthew Tkachuk (London Knights)
 Apr. 11 — Apr. 17: Mackenzie Blackwood (Barrie Colts)
 Apr. 4 — Apr. 10: Mitch Marner (London Knights)
 Mar. 28 — Apr. 3: Matthew Tkachuk (London Knights)
 Mar. 21 — Mar. 27: Warren Foegele (Kingston Frontenacs)

Pioneer Energy OHL Players of the Week:

Mar. 14 — Mar. 20: Blake Speers (S.S. Marie Greyhounds)
 Mar. 7 — Mar. 13: Andrew Mangiapane (Barrie Colts)
 Feb. 29 — Mar. 6: Hunter Garlent (Peterborough Petes)
 Feb. 22 — Feb. 28: Logan Brown (Windsor Spitfires)
 Feb. 15 — Feb. 21: Mike Amadio (North Bay Battalion)
 Feb. 8 — Feb. 14: Kevin Labanc (Barrie Colts)
 Feb. 1 — Feb. 7: Spencer Watson (Kingston Frontenacs)

Jan. 25 — Jan. 31: Jonah Gadjovich (Owen Sound Attack)
 Jan. 18 — Jan. 24: Matthew Mancina (Peterborough Petes)
 Jan. 11 — Jan. 17: Michael Giugovaz (Guelph Storm)
 Jan. 4 — Jan. 10: Kevin Labanc (Barrie Colts)
 Dec. 28 — Jan. 3: Kevin Labanc (Barrie Colts)
 Dec. 14 — Dec. 20: Jake Smith (North Bay Battalion)
 Dec. 7 — Dec. 13: Christian Dvorak (London Knights)
 Nov. 30 — Dec. 6: Mitchell Marner (London Knights)
 Nov. 23 — Nov. 29: Christian Dvorak (London Knights)
 Nov. 16 — Nov. 22: Pavel Zacha (Sarnia Sting)
 Nov. 9 — Nov. 15: Devin Williams (Erie Otters)
 Nov. 2 — Nov. 8: Dylan Strome (Erie Otters)
 Oct. 26 — Nov. 1: Tyler Parsons (London Knights)
 Oct. 19 — Oct. 25: Kevin Labanc (Barrie Colts)
 Oct. 12 — Oct. 18: Zach Bratina (North Bay Battalion)
 Oct. 5 — Oct. 11: Hunter Garlent (Peterborough Petes)
 Sept. 28 — Oct. 4: Alex DeBrincat (Erie Otters)
 Sept. 21 — Sept. 27: Zack Bowman (Flint Firebirds)

PERFORMERS OF THE MONTH

Player of the Month:

Mar - Andrew Mangiapane, Barrie
 Feb - Mitchell Marner, London
 Jan - Kevin Labanc, Barrie
 Dec - Brendan Lemieux, Windsor
 Nov - Dylan Strome, Erie
 Oct - Alex DeBrincat, Erie

Defenceman of the Month:

Mar - Mikhail Sergachev, Windsor
 Feb - Jakob Chychnu, Sarnia
 Jan - Rasmus Andersson, Barrie
 Dec - Cam Dineen, North Bay
 Nov - Travis Dermott, Erie
 Oct - Vili Saarijarvi, Flint

Rookie of the Month:

Mar - Matthew Strome, Hamilton
 Feb - Alexander Nylander, Miss
 Jan - Cam Dineen, North Bay
 Dec - Cam Dineen, North Bay
 Nov - Alexander Nylander, Miss
 Oct - Alexander Nylander, Miss

Vaughn Goaltender of the Month:

Mar - Tyler Parsons, London
 Feb - Jeremy Helvig, Kingston
 Jan - Michael Giugovaz, Guelph
 Dec - Devin Williams, Erie
 Nov - Mackenzie Blackwood, Barrie
 Oct - Lucas Peressini, Kingston

GOALTENDING STATISTICS BY TEAM

	GPI	MINS	GA	EN	SO	GAA	W	LOTL	SL	SVS	SV%	SHT	SHOOTOUTS					SO%											
													GW	L	G	OP													
BARRIE COLTS																													
Mackenzie Blackwood	43	2452	111	1	3	2.72	28	13	0	0	1403	1292	.921	0	0	0	0	0	.000										
David Ovsjannikov (total)	30	1626	90	3	1	3.32	14	9	0	3	937	847	.904	5	2	3	5	16	.688										
Ruan Badenhorst	10	424	26	0	0	3.68	3	3	0	0	214	188	.879	0	0	0	0	0	.000										
Christian Propp	2	32	4	0	0	7.61	0	1	0	0	15	11	.733	0	0	0	0	0	.000										
Totals	68	4108	204	4	4	2.98	43	22	0	3	2329	2125	.912	5	2	3	5	16	.688										
ERIE OTTERS																													
Devin Williams	55	3179	125	6	2	2.36	41	10	1	0	1464	1339	.915	7	7	0	3	25	.880										
Jake Lawr	19	924	51	1	0	3.31	11	5	0	0	378	327	.865	0	0	0	0	0	.000										
Totals	68	4124	183	7	2	2.66	52	15	1	0	1849	1666	.901	7	7	0	3	25	.880										
FLINT FIREBIRDS																													
Zack Bowman	6	322	16	1	1	2.98	2	3	0	1	171	155	.906	2	1	1	1	5	.800										
Alex Nedeljkovic	19	1122	60	2	1	3.21	9	7	1	1	643	583	.907	2	1	1	2	7	.714										
Brendan Johnston	3	145	9	0	0	3.73	1	2	0	0	71	62	.873	0	0	0	0	0	.000										
Brent Moran (total)	48	2505	161	3	1	3.86	13	25	4	0	1357	1196	.881	0	0	0	0	0	.000										
Kyle Keyser	17	837	61	1	0	4.37	4	10	0	0	509	448	.880	0	0	0	0	0	.000										
Matthew Menna (total)	16	572	45	3	0	4.72	1	6	0	0	325	280	.862	0	0	0	0	0	.000										
Totals	68	4122	277	7	2	4.03	20	42	4	2	2397	2120	.884	4	2	2	3	12	.750										
GUELPH STORM																													
Michael Giugovaz (total)	44	2569	155	5	1	3.62	15	20	5	2	1530	1375	.899	5	3	2	3	22	.864										
Justin Nichols	23	1175	75	3	0	3.83	3	16	1	0	770	695	.903	0	0	0	0	0	.000										
Bradley Van Schubert	21	1017	90	5	0	5.31	0	16	1	0	665	575	.865	0	0	0	0	0	.000										
Totals	68	4114	295	12	1	4.30	13	49	4	2	2624	2329	.888	5	3	2	3	22	.864										
HAMILTON BULLDOGS																													
Charlie Graham	28	1664	92	4	0	3.32	11	14	3	0	882	790	.896	0	0	0	0	0	.000										
Connor Hicks	30	1671	102	3	0	3.66	10	11	5	0	959	857	.894	0	0	0	0	0	.000										
Kaden Fulcher (total)	17	946	67	2	0	4.25	6	10	1	0	550	483	.878	0	0	0	0	0	.000										
Totals	68	4119	260	9	0	3.79	25	35	8	0	2309	2049	.887	0	0	0	0	0	.000										
KINGSTON FRONTENACS																													
Jeremy Helvig	27	1437	51	4	2	2.13	19	3	0	1	723	672	.929	4	3	1	3	19	.842										
Lucas Peressini	47	2672	127	5	1	2.85	27	14	3	1	1352	1225	.906	3	2	1	4	9	.556										
Totals	68	4128	187	9	3	2.72	46	17	3	2	2084	1897	.910	7	5	2	7	28	.750										
KITCHENER RANGERS																													
Dawson Carty	22	1146	45	2	1	2.36	15	2	1	0	534	489	.916	1	1	0	0	3	1.000										
Luke Opilka	44	2552	115	5	3	2.70	27	11	3	2	1220	1105	.906	2	0	2	4	7	.429										
Luke Richardson	7	398	25	2	0	3.77	2	4	1	0	206	181	.879	0	0	0	0	0	.000										
Liam Devine (total)	4	165	14	1	0	5.09	0	3	0	0	87	73	.839	0	0	0	0	0	.000										
Totals	68	4117	195	10	4	2.84	44	17	5	2	1971	1776	.901	3	1	2	4	10	.600										
LONDON KNIGHTS																													
Tyler Parsons	49	2835	110	3	4	2.33	37	9	2	1	1397	1287	.921	1	0	1	1	3	.667										
Brendan Burke	19	935	46	2	1	2.95	10	4	0	0	443	397	.896	0	0	0	0	0	.000										
Emanuel Vella	6	314	19	1	0	3.63	4	1	0	0	135	116	.859	0	0	0	0	0	.000										
Totals	68	4099	181	6	5	2.65	51	14	2	1	1981	1800	.909	1	0	1	1	3	.667										
MISSISSAUGA STEELHEADS																													
Jack Flinn	64	3571	183	7	7	3.07	32	27	2	1	1924	1741	.905	3	2	1	1	9	.889										
Cameron Zanussi	3	107	6	1	0	3.38	0	1	0	1	43	37	.860	1	0	1	3	5	.400										
Joseph Murdaca	11	436	28	1	0	3.86	1	2	0	1	210	182	.867	1	0	1	1	3	.667										
Totals	68	4127	226	9	7	3.29	33	30	2	3	2186	1960	.897	5	2	3	5	17	.706										
NIAGARA ICEDOGS																													
Stephen Dhillon	24	1317	59	1	1	2.69	11	6	2	2	639	580	.908	2	0	2	3	6	.500										
Alex Nedeljkovic (total)	49	2888	140	6	2	2.91	24	20	2	2	1500	1360	.907	3	1	2	3	11	.727										
Brent Moran	18	1013	51	0	1	3.02	9	7	1	0	465	414	.890	0	0	0	0	0	.000										
Totals	68	4114	195	5	3	2.84	35	26	4	3	1966	1771	.901	3	0	3	4	10	.600										

NORTH BAY BATTALION	GPI	MINS	GA	EN	SO	GAA	W	L	OTL	SL	SVS	SV%	SHT	SHOOTOUTS					SO%	
														G	W	L	G	OP		
Jake Smith	52	3011	144	6	1	2.87	30	15	6	1	1459	1315	.901	2	1	1	1	8	.875	
Jake Kment	20	1109	70	3	0	3.79	5	8	0	3	561	491	.875	3	0	3	4	9	.556	
Totals	68	4130	223	9	1	3.24	35	23	6	4	2029	1806	.890	5	1	4	5	17	.706	
OSHAWA GENERALS																				
Jeremy Brodeur	54	3085	149	11	6	2.90	24	22	3	2	1570	1421	.905	4	2	2	3	13	.769	
Logan Gauthier	11	405	24	4	0	3.56	1	4	1	0	177	153	.864	0	0	0	0	0	.000	
Justin Nichols (total)	32	1654	104	3	0	3.77	5	20	1	2	959	855	.892	3	1	2	5	14	.643	
Liam Devine	3	158	14	0	0	5.32	0	3	0	0	86	72	.837	0	0	0	0	0	.000	
Totals	68	4138	231	15	6	3.35	27	33	4	4	2037	1806	.887	7	3	4	8	27	.704	
OTTAWA 67'S																				
Leo Lazarev	45	2570	120	5	3	2.80	26	16	1	0	1218	1098	.901	2	2	0	2	10	.800	
Liam Herbst	29	1510	86	7	1	3.42	10	13	1	1	722	636	.881	1	0	1	1	2	.500	
Totals	68	4080	218	12	4	3.19	36	29	2	1	1952	1734	.888	3	2	1	3	12	.750	
OWEN SOUND ATTACK																				
Michael McNiven	53	2964	145	3	3	2.94	21	18	7	3	1478	1333	.902	4	1	3	5	22	.773	
Daniel Dekoning	23	1165	70	1	0	3.61	11	7	1	0	583	513	.880	1	1	0	0	3	1.000	
Totals	68	4143	219	4	3	3.17	32	25	8	3	2065	1846	.894	5	2	3	5	25	.800	
PETERBOROUGH PETES																				
Matthew Mancina	44	2542	126	7	1	2.97	24	14	1	3	1405	1279	.910	5	2	3	7	24	.708	
Scott Smith	2	69	4	1	0	3.46	0	1	0	0	35	31	.886	0	0	0	0	0	.000	
Dylan Wells	27	1516	116	0	0	4.59	9	13	1	2	896	780	.871	2	0	2	3	7	.571	
Totals	68	4136	254	8	1	3.69	33	28	2	5	2344	2090	.892	7	2	5	10	31	.677	
SAGINAW SPIRIT																				
Evan Cormier	58	3246	201	7	1	3.72	21	27	4	3	1825	1624	.890	5	2	3	6	15	.600	
David Ovsjannikov	9	436	31	0	0	4.26	2	4	0	0	244	213	.873	0	0	0	0	0	.000	
Cameron Zanussi (total)	11	387	30	1	0	4.65	1	4	1	1	210	180	.857	1	0	1	3	5	.400	
Brendan Bonello	3	150	15	1	0	6.00	0	2	0	0	75	60	.800	0	0	0	0	0	.000	
Totals	68	4122	279	8	1	4.06	24	36	5	3	2319	2040	.880	5	2	3	6	15	.600	
SARNIA STING																				
Justin Fazio	41	2466	110	4	3	2.68	24	13	3	1	1121	1011	.902	2	1	1	3	7	.571	
Charlie Graham (total)	47	2764	135	5	1	2.93	24	18	3	1	1386	1251	.903	2	1	1	1	7	.857	
Kaden Fulcher	3	182	10	0	0	3.30	2	0	1	0	91	81	.890	0	0	0	0	0	.000	
Aidan Hughes	6	367	22	0	0	3.59	3	2	1	0	164	142	.866	0	0	0	0	0	.000	
Totals	68	4121	190	5	4	2.77	42	19	5	2	1885	1695	.899	4	2	2	4	14	.714	
SAULT STE. MARIE GREYHOUNDS																				
Brandon Halverson	43	2517	126	8	0	3.00	20	17	4	0	1354	1228	.907	1	1	0	1	3	.667	
Joseph Raaymakers	28	1581	95	3	0	3.61	13	10	3	1	869	774	.891	3	2	1	4	11	.636	
Totals	68	4122	232	11	0	3.38	33	27	7	1	2234	2002	.896	4	3	1	5	14	.643	
SUDBURY WOLVES																				
Jake McGrath	2	120	4	0	0	2.00	1	1	0	0	82	78	.951	0	0	0	0	0	.000	
Zack Bowman (total)	36	1930	138	4	1	4.29	6	22	4	1	1219	1081	.887	2	1	1	1	5	.800	
Troy Timpano	35	2000	158	6	1	4.74	10	22	1	1	1296	1138	.878	4	3	1	3	15	.800	
Matthew Menna	10	390	31	3	0	4.77	1	4	0	0	221	190	.860	0	0	0	0	0	.000	
Totals	68	4121	327	12	1	4.76	16	46	5	1	2659	2332	.877	4	3	1	3	15	.800	
WINDSOR SPITFIRES																				
Michael DiPietro	29	1644	67	6	2	2.45	16	8	1	1	763	696	.912	2	1	1	3	7	.571	
Mario Culina	20	1066	47	2	0	2.64	12	6	1	0	478	431	.902	0	0	0	0	0	.000	
Garret Hughson	12	719	37	2	1	3.09	7	4	1	0	354	317	.895	0	0	0	0	0	.000	
Michael Giugovaz	11	661	37	1	0	3.36	5	3	3	0	353	316	.895	0	0	0	0	0	.000	
Totals	68	4113	199	11	4	2.90	40	21	6	1	1959	1760	.898	2	1	1	3	7	.571	

PLAYER STATISTICS BY TEAM

BARRIE COLTS

PLAYER	GP	G	A	PTS	+/-	PIM	PP	PPA	SH	SHA	GW	FG	IG	OT	UA	EN	Shr	FOW	FO	SHOOTOUTS			
																				G	ATT	GW	ATT
Kevin Labanc	65	39	88	127	60	70	3	27	8	5	6	6	4	0	3	4	253	14	38	0	4	0	
Andrew Mangiapane	59	51	55	106	40	50	10	14	8	6	6	9	7	0	3	4	213	63	138	3	3	2	
Julian Natfman	52	22	49	71	32	18	9	16	1	1	2	4	1	2	4	103	467	917	0	0	0		
Dylan Sadowy (total)	64	45	25	70	17	175	12	6	3	2	4	8	2	0	3	2	232	77	195	1	5	1	
SAG	36	20	14	34	1	31	1	4	1	0	1	5	1	0	2	2	143	56	146	1	4	1	
BAR	28	25	11	36	16	34	11	2	2	2	3	3	1	0	1	0	89	21	49	0	1	0	
Justin Scott	67	28	37	65	32	60	4	8	4	1	5	5	5	0	2	2	200	676	1251	0	2	0	
Rasmus Andersson	64	9	51	60	34	60	5	17	0	1	2	1	1	0	0	0	220	1	3	1	2	0	
Anthony Stefano (total)	60	21	23	44	16	22	3	4	1	2	3	2	0	0	0	2	117	33	72	0	1	0	
WSR	40	5	8	13	1	8	1	1	0	0	1	1	0	0	0	0	37	3	8	0	0	0	
BAR	40	16	15	31	15	14	2	3	1	2	2	1	0	0	2	85	30	64	0	1	0		
Covell James	46	19	25	44	17	44	5	4	2	3	6	2	0	2	1	141	743	1373	0	1	5		
Michael Webster	64	9	35	44	31	57	3	11	0	3	0	0	4	0	0	0	172	4	7	0	0	0	
Roy Radke	66	19	20	39	3	43	4	3	1	1	3	3	2	1	2	0	153	7	20	0	1	0	
Ben Hawerchuk	60	9	10	19	0	78	1	1	0	0	1	1	0	0	1	0	82	61	168	0	0	0	
Keigan Goetz (total)	51	11	7	18	-1	72	1	1	1	1	0	0	2	0	0	1	76	5	11	0	0	0	
SSM	23	5	1	6	-3	27	1	0	0	0	0	0	0	0	0	0	40	2	7	0	0	0	
BAR	28	6	6	12	2	45	0	1	1	1	0	0	2	0	0	1	36	3	4	0	0	0	
Greg DiTomaso (total)	58	4	14	18	7	28	1	4	0	3	0	0	1	0	0	0	78	0	0	0	0	0	
SAG	30	1	7	8	-8	12	1	3	0	0	0	0	1	0	0	0	51	0	0	0	0	0	
BAR	28	3	7	10	15	16	1	0	3	0	0	0	0	0	0	0	50	0	0	0	0	0	
Josh Carrick	63	2	13	15	28	83	0	0	0	2	2	0	0	0	0	0	82	0	0	0	0	0	
Brendan Lemieux	11	9	5	14	-1	28	3	0	0	0	0	1	2	2	0	1	49	10	17	0	0	0	
Justin Murray	65	3	10	13	23	36	0	2	0	0	1	1	0	0	0	0	54	1	1	0	0	0	
Adrian Carbonara	51	9	3	12	6	80	0	0	0	0	0	0	3	1	0	0	85	2	4	0	0	0	
Zachary Magwood	44	6	4	10	-2	8	0	0	0	0	0	0	2	0	0	0	38	71	163	0	1	0	
Lucas Chiodo	50	1	9	10	-4	0	0	0	0	0	0	0	0	0	0	0	42	4	12	0	0	0	
Giordano Finoro	52	3	5	8	-2	12	0	0	0	0	1	0	2	0	0	0	56	232	407	0	0	0	
Brandon Prophet	37	1	7	8	12	61	0	2	0	0	1	0	0	0	0	0	44	0	0	0	0	0	
Cameron Lizotte (total)	60	0	7	7	-7	102	0	0	0	2	0	0	0	0	0	0	42	1	1	0	0	0	
PBO	30	0	3	3	-12	67	0	0	0	0	0	0	0	0	0	0	24	1	1	0	0	0	
BAR	30	0	4	4	5	35	0	0	0	2	0	0	0	0	0	0	18	0	0	0	0	0	
Matt Brassard	28	1	3	4	10	13	0	0	0	0	0	0	0	0	0	0	12	0	0	0	0	0	
Rocky Kaura	35	0	3	3	4	40	0	0	0	0	0	0	0	0	0	0	0	0	0	0	0	0	
Mackenzie Blackwood	43	0	3	3	0	9	0	1	0	0	0	0	0	0	0	0	0	0	0	0	0	0	
Kody Gagnon	17	2	0	2	0	12	0	0	0	0	0	0	0	0	0	0	10	0	0	0	0	0	
Aidan Brown	34	1	1	2	2	20	0	0	0	0	0	0	0	0	0	0	20	0	5	0	0	0	
Chewin Blacksmith	10	0	1	1	0	9	0	0	0	0	0	0	0	0	0	0	0	0	0	0	0	0	
Davey Dvornjanik (total)	30	0	0	0	0	2	0	0	0	0	0	0	0	0	0	0	0	0	0	0	0	0	
SAG	9	0	0	0	0	2	0	0	0	0	0	0	0	0	0	0	0	0	0	0	0	0	
BAR	21	0	1	1	0	0	0	0	0	0	0	0	0	0	0	0	0	0	0	0	0	0	
Kade Landry	1	0	0	0	0	0	0	0	0	0	0	0	0	0	0	0	1	0	0	0	0	0	
Christian Propp	2	0	0	0	0	0	0	0	0	0	0	0	0	0	0	0	0	0	0	0	0	0	
Ruan Badenhorst	10	0	0	0	0	0	0	0	0	0	0	0	0	0	0	0	0	0	0	0	0	0	

ERIE OTTERS

PLAYER	GP	G	A	PTS	+/-	PIM	PP	PPA	SH	SHA	GW	FG	IG	OT	UA	EN	Shr	FOW	FO	SHOOTOUTS			
																				G	ATT	GW	ATT
Dylan Srome	56	37	74	111	23	44	9	32	1	2	8	6	5	0	1	1	229	714	1142	3	5	2	
Alex DeBrincat	60	51	50	101	18	28	13	21	2	1	10	11	6	0	2	5	269	97	183	2	6	1	
Taylor Raddshy	67	24	49	73	19	18	11	6	0	5	3	2	0	0	0	0	226	15	24	2	2	2	
Kyle Maksimovich	68	27	44	71	25	22	7	14	0	0	6	3	1	1	2	0	153	18	36	0	3	0	
Nick Betz	68	19	27	46	25	52	1	3	1	0	2	4	4	0	2	2	142	14	40	1	2	1	
Jake Marchment	60	25	20	45	14	60	9	2	2	0	3	4	6	0	3	2	166	677	1084	0	0	0	
Travis Dermott	51	6	37	43	36	65	3	15	0	1	2	0	0	1	0	0	150	0	0	0	0	0	
Darren Raddshy	66	8	32	40	27	80	3	10	0	0	2	0	2	1	1	1	164	2	7	0	0	0	
Ivan Ladinin	62	16	23	38	9	14	4	8	2	1	3	1	2	1	0	0	110	22	38	2	3	0	
Jordan Sambrook	67	9	18	27	11	40	0	5	0	0	1	0	1	0	0	0	69	2	2	0	0	0	
Kyle Pettit	58	10	11	21	12	14	3	2	0	1	0	2	2	0	0	1	111	651	1055	0	0	0	
TJ Ferguson	56	1	19	20	13	46	0	8	0	0	0	0	0	0	0	0	68	3	6	1	1	1	
Erik Cernak	41	4	11	15	7	35	0	0	1	0	1	0	0	0	0	0	76	0	0	0	0	0	
Brett Neumann	52	7	7	14	0	6	0	0	1	0	0	0	0	0	1	0	92	101	202	0	0	0	
Patrick Fellows	65	4	9	13	0	21	1	0	0	0	1	0	0	0	0	0	53	8	16	0	0	0	
Christian Girihny	50	4	4	8	0	8	0	0	0	0	0	0	0	0	0	0	29	7	17	0	0	0	
Mitchell Byrne	55	2	6	8	17	20	0	1	1	0	0	0	0	0	1	1	43	0	0	0	0	0	
Jakob Meyerschein	56	2	5	7	7	8	0	0	0	0	0	0	0	0	0	0	73	2	2	0	0	0	
Hayden Hopkins	31	1	3	4	-1	14	0	0	0	0	0	0	0	0	0	0	13	74	140	0	0	0	
Taylor Egan	50	1	3	4	-5	17	0	0	0	0	0	0	0	0	0	0	25	0	0	0	0	0	
Shaun Bily	7	2	1	3	-1	2	1	0	0	0	0	2	0	0	0	0	5	5	10	0	0	0	
Riley MacKoe	41	2	0	2	-2	12	0	0	0	1	1	0	0	0	0	0	24	86	192	0	0	0	
Frankie Pucci	1	0	0	0	0	0	0	0	0	0	0	0	0	0	0	0	1	0	0	0	0	0	
Quentin Maksimovich	2	0	0	0	1	0	0	0	0	0	0	0	0	0	0	0	2	1	4	0	0	0	
Mitchell Webb (total)	14	0	0	0	0	9	0	0	0	0	0	0	0	0	0	0	12	0	2	0	0	0	
SAG	6	0	0	0	-1	2	0	0	0	0	0	0	0	0	0	0	1	0	0	0	0	0	
ER	19	0	0	0	1	7	0	0	0	0	0	0	0	0	0	0	11	0	2	0	0	0	
Eke Lawr	19	0	0	0	0	4	0	0	0	0	0	0	0	0	0	0	0	0	0	0	0	0	
Josh Wainman	22	0	0	0	-4	4	0	0	0	0	0	0	0	0	0	0	15	0	0	0	0	0	
Devin Williams	55	0	0	0	0	2	0	0	0	0	0	0	0	0	0	0	0	0	0	0	0	0	

FLINT FIREBIRDS

PLAYER	GP	G	A	PTS	+/-	PIM	PP	PPA	SH	SHA	GW	FG	IG	OT	UA	EN	Shr	FOW	FO	SHOOTOUTS			
																				G	ATT	GW	ATT
Will Birten	67	30	35	65	-29	32	5	17	1	0	3	5	0	1	6	1							

Alex Di Carlo	54	2	12	14	-5	20	0	0	0	0	0	0	0	0	0	0	0	0	0	45	0	0	0	0	0
Josh Wesley	24	2	10	12	2	21	0	2	0	0	0	0	0	0	0	0	0	0	0	49	0	1	0	0	0
Alex Peters	55	1	11	12	-7	66	0	2	0	0	1	0	0	0	0	0	0	0	111	0	3	7	0	0	0
Keenan Reynolds (total)	47	3	6	9	-23	37	0	0	0	0	0	0	0	0	0	0	0	0	35	3	7	0	0	0	
OS	20	1	0	1	-7	13	0	0	0	0	0	0	0	0	0	0	0	0	12	3	5	0	0	0	
FLNT	27	2	6	8	-16	24	0	0	0	0	0	0	0	0	0	0	0	0	23	0	2	0	0	0	
Matyas Kantner	59	2	6	8	-18	14	0	0	0	0	0	1	0	0	0	0	0	0	34	62	143	1	2	1	
Samuel Duchesne	53	1	7	8	-16	57	0	0	0	0	0	0	0	0	0	0	0	0	40	0	0	0	0	0	
Stephan Seeger	46	5	2	7	-8	18	1	0	0	0	0	0	0	0	0	0	0	0	33	1	5	0	0	0	
Hakon Nilson	45	0	4	4	-29	6	0	0	0	0	0	0	0	0	0	0	0	0	12	1	1	0	0	0	
Bryce Yelman	8	1	0	1	-2	4	0	0	0	0	0	0	0	0	0	0	0	0	14	2	9	0	0	0	
Vincent Scognamiglio	16	0	1	1	-4	22	0	0	0	0	0	0	0	0	0	0	0	0	19	3	3	0	0	0	
Brent Moran (total)	48	0	1	0	0	0	0	0	0	0	0	0	0	0	0	0	0	0	8	0	0	0	0	0	
NIAG	18	0	0	0	0	0	0	0	0	0	0	0	0	0	0	0	0	0	0	0	0	0	0	0	
FLNT	30	0	1	1	0	0	0	0	0	0	0	0	0	0	0	0	0	0	0	0	0	0	0	0	
Tyler Sensky	1	0	0	0	-2	2	0	0	0	0	0	0	0	0	0	0	0	0	1	0	0	0	0	0	
Brendan Johnston	3	0	0	0	0	0	0	0	0	0	0	0	0	0	0	0	0	0	0	0	0	0	0	0	
Zack Bowman	6	0	0	0	0	0	0	0	0	0	0	0	0	0	0	0	0	0	0	0	0	0	0	0	
Matthew Menna (total)	16	0	0	0	0	0	0	0	0	0	0	0	0	0	0	0	0	0	0	0	0	0	0	0	
SBY	10	0	0	0	0	0	0	0	0	0	0	0	0	0	0	0	0	0	0	0	0	0	0	0	
FLNT	6	0	0	0	0	0	0	0	0	0	0	0	0	0	0	0	0	0	0	0	0	0	0	0	
Kyle Keyser	17	0	0	0	0	0	0	0	0	0	0	0	0	0	0	0	0	0	0	0	0	0	0	0	
Alex Nedeljkovic	19	0	0	0	0	2	0	0	0	0	0	0	0	0	0	0	0	0	0	0	0	0	0	0	

GUELPH STORM

PLAYER	GP	G	A	PTS	+/-	PIM	PP	PPA	SH	SH A	GW	FG	IG	OT	UA	EN	Sht	FOW	FO	SHOOTOUTS			
																				FG	ATT	GW	
James McEwan	68	25	27	52	-21	32	3	11	4	2	3	1	2	0	5	1	247	674	1351	0	4	0	
Givanni Smith	65	23	19	42	-27	146	7	4	2	0	1	2	2	0	2	1	185	5	10	0	2	0	
Garrett McFadden	68	11	29	40	-41	48	7	18	0	1	1	2	0	1	1	1	164	1	3	0	1	0	
Luke Burghardt	62	17	16	33	-33	3	5	6	6	2	0	0	0	0	3	2	107	258	598	0	3	0	
Matthew Hatchkiss	67	11	16	27	-40	26	4	3	0	0	0	0	0	0	0	0	123	129	270	0	1	0	
C.J. Garcia	68	5	21	26	-50	71	2	13	0	0	0	1	1	0	0	0	174	0	1	0	0	0	
Jake Bricknell (total)	66	11	11	22	-43	91	5	4	0	0	0	3	0	0	0	0	121	28	74	0	2	0	
HAM	16	3	1	4	-10	25	1	0	0	0	0	2	0	0	0	0	20	1	4	0	0	0	
GUE	50	8	10	18	-33	66	4	4	0	0	0	1	0	0	0	0	101	27	70	0	2	0	
Jacob Harris (total)	40	9	10	19	-22	16	1	4	0	0	2	0	0	0	0	0	94	420	843	1	2	1	
SBY	24	5	5	10	-20	12	1	1	0	0	1	0	0	0	0	0	59	225	484	0	1	0	
GUE	16	4	5	9	-2	4	0	3	0	0	0	0	0	0	0	0	35	195	359	0	1	1	
Tyler Boston	32	6	11	17	-26	15	2	5	1	0	1	3	1	0	0	0	161	276	608	0	1	0	
Noah Carroll	67	3	11	14	-48	46	1	3	0	1	0	2	0	0	0	0	76	0	0	0	2	0	
Nicolas Sicaly	64	8	5	13	-24	27	1	1	3	0	0	2	2	0	1	2	77	67	172	2	2	2	
Isaac Ratcliffe	46	5	8	13	-25	24	2	0	0	0	0	1	0	0	1	0	70	12	26	1	2	0	
Liam Stevens	63	7	5	12	-17	14	1	0	1	0	1	1	0	0	1	0	57	7	20	0	1	0	
Vladislav Barulin	25	5	7	12	-17	10	0	2	0	0	0	0	0	0	0	0	79	1	4	0	0	0	
Austin Hall	52	1	11	12	-26	18	0	1	0	0	0	0	1	0	0	0	33	0	0	0	0	0	
Tyler Hill	21	2	7	9	-18	32	1	1	0	0	0	0	0	0	0	0	31	5	15	0	0	0	
Mar. Stevens	34	3	5	8	-16	38	0	0	0	0	0	0	0	0	0	0	49	160	350	0	0	0	
Nick Deakin-Poot	58	3	2	5	-28	39	0	0	0	0	0	0	1	0	0	0	61	215	542	0	0	0	
Kyle Rhodes	39	1	4	5	-23	47	0	1	0	0	0	1	0	0	0	0	40	0	0	0	0	0	
Brack Philips	49	4	0	4	-19	92	1	0	0	0	0	0	0	0	1	0	38	1	4	0	0	0	
Nate Schnarr	6	1	3	4	-2	0	0	0	0	0	1	1	0	0	0	0	5	17	30	0	0	0	
Kyle West	45	0	4	4	-14	31	0	0	0	0	0	0	0	0	0	0	15	1	5	0	0	0	
Timo Haussener	22	0	3	3	-7	6	0	0	0	0	0	0	0	0	0	0	18	1	3	0	0	0	
Levi Tetrault	63	0	3	3	-23	51	0	0	0	0	0	0	0	0	0	0	24	0	0	0	0	0	
Michael Giugovaz (total)	44	0	2	2	0	17	0	0	0	0	0	0	0	0	0	0	0	0	0	0	0	0	0
WSR	11	0	1	1	0	7	1	0	0	0	0	0	0	0	0	0	0	0	0	0	0	0	0
GUE	33	0	1	0	0	10	0	0	0	0	0	0	0	0	0	0	0	0	0	0	0	0	0
Bradley Van Schubert	21	0	1	1	0	2	0	0	0	0	0	0	0	0	0	0	0	0	0	0	0	0	0
Christian Mieritz (total)	44	0	1	1	-13	17	0	0	0	0	0	0	0	0	0	0	25	0	0	0	0	0	0
HAM	18	0	1	1	-5	15	0	0	0	0	0	0	0	0	0	0	11	0	0	0	0	0	0
GUE	26	0	0	0	-8	2	0	0	0	0	0	0	0	0	0	0	14	0	0	0	0	0	0
Quinn Hanna	6	0	0	0	-2	7	0	0	0	0	0	0	0	0	0	0	3	0	0	0	0	0	0
Cedric Ralph	6	0	0	0	-8	7	0	0	0	0	0	0	0	0	0	0	2	21	45	0	0	0	0
Liam Buckley	11	0	0	0	-3	2	0	0	0	0	0	0	0	0	0	0	6	18	51	0	0	0	0
Justin Nichols	23	0	0	0	0	14	0	0	0	0	0	0	0	0	0	0	0	0	0	0	0	0	0

HAMILTON BULLDOGS

PLAYER	GP	G	A	PTS	+/-	PIM	PP	PPA	SH	SH A	GW	FG	IG	OT	UA	EN	Sht	FOW	FO	SHOOTOUTS		
																				FG	ATT	GW
Matt Luff	61	27	30	57	-6	43	3	5	1	1	4	2	1	0	2	1	174	9	34	0	0	0
Trent Fox	67	28	22	50	-20	68	5	8	2	4	5	3	1	0	1	0	202	198	425	0	0	0
Niki Petti	60	22	25	47	-4	27	3	5	2	1	4	3	0	1	0	1	170	556	1085	0	0	0
Michael Cramarossa	62	15	32	47	-25	47	5	13	0	0	3	1	2	0	0	0	104	18	35	0	0	0
Stephen Harper	37	17	24	41	6	23	5	11	0	1	2	1	1	1	0	0	148	312	634	0	0	0
Matthew Strame	61	16	22	38	-8	29	3	3	0	0	1	0	0	0	0	0	110	18	60	0	0	0
Mason Marchment	34	10	23	33	-7	30	4	8	0	0	1	2	0	0	1	0	69	19	47	0	0	0
Benjamin Gleason (total)	66	7	26	33	-29	44	2	10	0	1	1	0	1	0	2	1	145	0	1	0	0	0
LDN	2	0	1	1	2	0	0	0	0	0	0	0	0	0	0	0	2	0	0	0	0	0
HAM	64	7	25	32	-31	44	2	10	0	1	1	0	1	0	2	1	143	0	1	0	0	0
Adam Loishram	64	13	13	26	-23	40	1	4	1	1	2	5	1	2	2	0	94	281	656	0	0	0
Cole Candella	37	4	16	20	-12	12	2	5	0	0	1	0	1	0	1	0	66	2	2	0	0	0
Connor Walters (total)	60	4	13	17	-1	18	3	5	0	1	1	0	0	1	0	0	68	0	0	0	0	0

HAM	26	1	1	2	-7	11	0	0	0	0	0	0	0	0	0	0	0	0	0	14	0	1	0	0	0	0
Brady Morris	60	1	2	2	-16	100	0	0	0	0	0	0	0	0	0	0	0	0	0	36	0	2	0	0	0	0
Fedor Gordeev	8	0	2	2	0	2	0	0	0	0	0	0	0	0	0	0	0	0	0	1	0	0	0	0	0	0
Kaden Falcher (total)	17	0	1	1	0	0	0	0	0	0	0	0	0	0	0	0	0	0	0	0	0	0	0	0	0	0
SAR	3	0	0	0	0	0	0	0	0	0	0	0	0	0	0	0	0	0	0	0	0	0	0	0	0	0
HAM	14	0	1	1	0	0	0	0	0	0	0	0	0	0	0	0	0	0	0	0	0	0	0	0	0	0
Christian Mieritz	18	0	1	1	-5	15	0	0	0	0	0	0	0	0	0	0	0	0	0	11	0	0	0	0	0	0
Charlie Graham	28	0	1	1	0	0	1	0	0	0	0	0	0	0	0	0	0	0	0	0	0	0	0	0	0	0
Andrew Ming	1	0	0	0	-1	0	0	0	0	0	0	0	0	0	0	0	0	0	0	0	0	0	0	0	0	0
Reilly Webb	8	0	0	0	-6	4	0	0	0	0	0	0	0	0	0	0	0	0	0	3	0	1	0	0	0	0
Connor Hicks	30	0	0	0	0	0	0	0	0	0	0	0	0	0	0	0	0	0	0	0	0	0	0	0	0	0

KINGSTON FRONTENACS

PLAYER	GP	G	A	PTS	+/-	PIM	PP	PPA	SH	SHA	GW	FG	IG	OT	UA	EN	Sht	FOW	FO	G	ATT	GW	SHOOTOUTS		
Spencer Watson	64	43	46	89	31	32	15	14	0	1	8	8	2	2	8	2	353	5	9	2	7	1			
Michael Dal Colle (total)	60	35	45	80	17	26	4	19	2	0	3	4	2	0	3	0	251	7	15	2	5	1			
OSH	30	8	17	25	-13	10	1	9	2	0	0	0	0	0	1	0	114	38	87	0	1	0			
KGX	30	27	28	55	30	16	3	10	0	0	3	4	2	0	2	0	137	33	65	2	4	1			
Lawson Crouse	49	23	39	62	13	56	6	9	2	1	2	3	1	0	4	1	223	41	71	0	1	0			
Juho Lemmikko	59	22	33	55	24	51	4	10	3	0	5	3	2	1	2	1	158	789	4	1512	2	4	1	0	
Warren Fargala	52	13	35	48	32	44	3	9	0	1	2	2	1	2	1	1	145	519	951	0	0	0			
Stephen Desrocher (total)	69	11	35	46	29	39	6	18	0	1	3	2	1	1	1	0	173	1	1	0	0	0			
OSH	17	5	6	11	-2	6	4	6	0	0	1	2	1	0	0	0	51	0	0	0	0	0			
KGX	52	6	29	35	31	33	2	12	0	1	2	0	0	1	1	0	122	1	1	0	0	0			
Roland McKeown	59	7	35	42	21	49	3	11	0	0	1	1	1	0	0	0	152	1	4	0	0	0			
Jared Steege	58	19	16	35	10	36	2	3	1	0	2	2	4	0	2	2	131	41	83	0	0	0			
Jason Robertson	54	18	14	32	5	6	3	5	0	0	3	1	6	1	0	1	112	3	5	3	4	1			
Chad Duchesne	58	7	25	32	17	56	1	6	0	0	2	2	0	0	1	0	112	0	0	0	0	0			
Connor McElroy	53	13	13	28	7	59	4	2	0	0	5	2	1	0	1	1	137	149	270	1	4	1			
Ryan Verbeek	63	9	13	22	-4	40	1	0	1	2	3	2	0	0	1	0	141	201	439	0	1	0			
Ryan Cranford	68	13	7	20	-4	47	2	1	1	0	3	3	2	0	1	1	109	6	16	0	1	0			
Cody Caron	50	5	9	14	8	85	0	0	1	0	0	0	0	0	1	0	78	3	4	0	0	0			
Ted Nichol	67	5	9	14	1	22	0	0	0	0	0	0	0	0	1	0	92	409	852	0	0	0			
Jacob Paquette	56	3	10	13	24	24	1	0	0	0	0	0	0	0	0	0	35	0	0	0	0	0			
Liam Murray (total)	62	3	5	8	-6	92	0	0	0	0	0	0	1	0	0	1	32	1	1	0	0	0			
WSR	29	1	3	4	-9	45	0	0	0	0	0	0	0	0	0	0	16	1	1	0	0	0			
KGX	33	2	4	4	-9	45	0	0	0	0	0	0	0	0	0	0	16	0	0	0	0	0			
Nathan Billiter	53	1	6	7	1	17	1	0	0	0	0	1	0	0	0	0	38	2	3	0	0	0			
Konstantin Chernyuk	31	1	4	5	12	38	1	0	0	0	1	0	0	0	0	0	27	0	0	0	0	0			
Graeme Brown	53	1	4	5	-2	80	0	2	0	0	0	1	0	0	0	0	27	1	1	0	0	0			
Austin Grzenia	26	3	1	4	-2	4	0	0	0	0	0	1	0	0	0	0	37	1	3	0	0	0			
Robbie Burt	24	2	2	4	0	30	1	0	0	0	0	0	0	0	0	0	23	0	1	0	0	0			
Sam Field	37	0	4	4	-4	58	0	0	1	0	0	0	0	0	0	0	28	22	60	0	0	0			
Lucas Peressini	47	0	4	4	0	0	0	2	0	0	0	0	0	0	0	0	0	0	0	0	0	0			
Zack Dorval	38	1	1	2	-5	47	0	0	0	0	0	1	0	0	0	0	41	114	247	0	0	0			
Jacob Brodzcyk	11	0	2	2	-1	4	0	0	0	0	0	0	0	0	0	0	11	11	33	0	0	0			
Tyler Burnie	2	1	0	1	1	4	0	0	0	0	0	1	0	0	0	0	1	6	11	0	0	0			
Jeremy Helvig	27	0	1	0	1	0	0	0	0	0	0	0	0	0	0	0	0	0	0	0	0	0			
Jakob Brannan	16	0	0	0	4	7	0	0	0	0	0	0	0	0	0	0	7	1	2	0	0	0			

KITCHENER RANGERS

PLAYER	GP	G	A	PTS	+/-	PIM	PP	PPA	SH	SHA	GW	FG	IG	OT	UA	EN	Sht	FOW	FO	G	ATT	GW	SHOOTOUTS	
Ryan MacInnis	59	38	43	81	15	49	16	13	0	0	9	7	7	2	3	1	248	475	1048	0	2	0		
Adam Mascherin	65	35	46	81	19	16	9	12	0	0	5	7	7	1	2	1	257	17	34	0	2	0		
Jeremy Bracco	49	21	43	64	15	19	2	19	0	0	3	4	4	0	1	0	118	4	10	1	2	0		
Gustaf Franzen	66	17	35	52	11	22	5	6	0	0	4	2	0	0	0	0	154	669	1288	1	1	0		
Mason Kohn	40	16	30	46	25	59	2	5	0	1	3	5	3	0	0	0	151	291	581	0	0	0		
Miles Liberati (total)	66	15	31	46	6	38	3	15	1	1	2	1	0	0	0	0	186	0	0	0	0	0		
NR	24	8	8	16	-1	6	0	2	1	1	1	0	0	0	0	0	83	0	0	0	0	0		
KIT	42	7	23	30	7	32	3	13	0	0	1	1	0	0	0	0	103	0	0	0	0	0		
Darby Llewellyn	68	22	16	38	2	55	0	0	3	0	3	5	2	0	2	0	127	33	97	0	0	0		
Connor Bunneman	68	16	22	38	18	14	2	1	1	0	1	2	3	0	1	1	132	99	193	0	0	0		
Brandon Robinson	55	17	18	35	18	45	4	5	0	0	4	4	2	0	0	0	136	7	23	1	2	1		
David Miller	52	14	15	29	1	24	3	2	0	0	0	2	0	0	0	0	94	206	388	0	1	0		
Dylan Di Perna	68	6	20	26	33	26	4	0	0	0	0	0	0	0	0	0	84	3	3	0	0	0		
Nick Megyer	49	11	9	20	16	18	0	1	0	0	2	1	0	0	0	0	106	47	88	0	0	0		
Jake Henderson	58	8	10	18	13	49	0	0	0	0	1	4	1	0	0	0	101	29	67	0	0	0		
Dmitri Sergeev	35	2	14	16	9	26	0	5	0	0	0	1	0	0	0	1	52	0	0	0	0	0		
Frank Hora	57	1	15	16	15	55	0	6	1	0	0	0	0	0	0	1	73	1	1	0	0	0		
Jacob Casagnette	59	6	9	15	7	26	1	1	0	0	1	1	0	0	0	1	52	156	342	0	0	0		
Brian Brosnan	29	4	10	14	25	18	0	1	0	0	1	0	1	0	0	0	50	0	0	0	0	0		
Elijah Roberts	59	3	11	14	14	28	0	1	0	0	0	0	0	0	0	0	73	0	0	0	0	0		
Joseph Garreffa	41	3	10	13	7	4	0	2	0	0	0	2	0	0	0	0	37	10	10	0	1	0		
Nick McHugh	46	2	11	13	10	0	0	1	0	0	1	0	0	1	0	0	38	7	7	0	0	0		
Connor Hall	39	2	7	9	7	49	0	0	0	0	0	0	0	0	0	0	36	0	0	0	0	0		
Doug Blaisdell	61	1	6	7	17	46	0	0	0	0	1	0	0	0	0	0	60	0	1	0	0	0		
Greg Meireles	7	2	3	5	1	0	1	1	0	0	0	0	0	0	0	0	8	0	0	0	0	0		
Sean Allen	9	0	3	3	-1	10	0	0	0	0	0	0	0	0	0	0	3	0	0	0	0	0		
Mike Davies	14	1	1	2	-1	9	0	0	0	0	0	0	0	0	1	0	13	1	3	0	0	0		</

OSH	38	0	15	15	13	59	0	1	0	0	0	0	0	0	0	0	0	26	0	0	0	0	0
LDN	31	1	5	6	21	45	0	0	0	0	0	0	1	0	1	0	1	16	0	0	0	0	0
Brandon Crowley	62	6	12	18	16	99	0	2	0	1	1	1	0	0	1	1	47	1	1	0	0	0	0
Evan Duchard	43	2	15	17	15	24	2	7	0	0	0	0	0	0	0	0	47	0	0	0	0	0	0
Robert Thomas	40	3	12	15	-2	0	1	0	0	0	0	2	0	0	0	0	29	129	228	0	0	0	0
Chad Heffernan (total)	63	6	8	14	-18	142	0	0	0	1	2	1	0	0	1	1	96	25	46	0	0	0	0
SBY	39	3	6	6	-21	95	0	0	0	0	2	1	0	0	0	1	64	6	8	0	0	0	0
LDN	24	3	2	5	3	47	0	0	0	1	0	0	0	0	0	0	32	19	38	0	0	0	0
Sam Miletic	35	3	11	14	6	13	0	2	0	0	1	1	0	0	0	0	49	70	138	0	0	0	0
Chris Martene	67	3	9	12	44	115	0	0	0	0	1	1	0	0	0	0	65	1	1	0	0	0	0
Chandler Yakimowicz	52	6	5	11	-4	87	0	0	0	0	1	0	0	0	0	1	67	129	260	0	0	0	0
Daniel Bernhardt	29	3	8	11	5	0	0	0	0	0	0	0	0	0	0	0	23	12	31	0	0	0	0
Nicoles Mattman	39	4	6	10	14	24	1	2	0	0	0	1	0	0	0	0	43	0	0	0	0	0	0
Aiden Jamieson	45	2	8	10	4	32	0	2	0	1	1	1	0	0	0	0	16	9	20	0	0	0	0
Jack Hidi	25	2	4	6	-3	-14	0	0	0	0	0	0	0	0	0	0	32	7	14	0	0	0	0
Eric Henderson	16	0	6	6	3	2	0	0	0	0	0	0	0	0	0	0	15	0	1	0	0	0	0
Ryan Valentini	9	0	3	3	3	2	0	0	0	0	0	0	0	0	0	0	11	25	51	0	0	0	0
Tyler Parsons	49	1	1	2	0	6	0	1	0	0	0	1	0	0	0	1	1	0	0	0	0	0	0
Benjamin Gleason	2	0	1	1	2	0	0	0	0	0	0	0	0	0	0	0	2	0	0	0	0	0	0
Emanuel Vello	6	0	1	1	0	0	0	1	0	0	0	0	0	0	0	0	0	0	0	0	0	0	0
Curis Ferreira	0	0	0	0	5	0	0	0	0	0	0	0	0	0	0	0	0	0	0	0	0	0	0
Austin Kemp	1	0	0	0	-1	0	0	0	0	0	0	0	0	0	0	0	0	0	0	0	0	0	0
James Newland	1	0	0	0	0	0	0	0	0	0	0	0	0	0	0	0	0	0	0	0	0	0	0
Matt Bean	2	0	0	0	0	0	0	0	0	0	0	0	0	0	0	0	0	0	0	0	0	0	0
Matt Doty	2	0	0	0	0	5	0	0	0	0	0	0	0	0	0	0	0	0	0	0	0	0	0
Tyler Nother	2	0	0	0	-1	2	0	0	0	0	0	0	0	0	0	0	3	0	0	0	0	0	0
Zac Vukosa	2	0	0	0	-1	0	0	0	0	0	0	0	0	0	0	0	1	1	1	0	0	0	0
Dakota Miskolczi	3	0	0	0	-1	0	0	0	0	0	0	0	0	0	0	0	0	1	2	0	0	0	0
Drake Rymsha	4	0	0	0	-2	4	0	0	0	0	0	0	0	0	0	0	8	33	60	0	0	0	0
John Warren	0	0	0	0	-2	0	0	0	0	0	0	0	0	0	0	0	1	0	0	0	0	0	0
Brendan Burke	19	0	0	0	0	11	0	0	0	0	0	0	0	0	0	0	0	0	0	0	0	0	0

MISSISSAUGA STEELHEADS

PLAYER	GP	G	A	PTS	+/-	PIM	PP	PPA	SH	SHA	GW	FG	IG	OT	UA	EN	Sht	FOW	FO	G	ATT	GW	SHOOTOUTS
Alexander Nylander	57	28	47	75	8	18	9	19	1	5	5	3	1	3	2	2	178	19	44	2	4	1	
Michael McLeod	57	21	40	61	10	71	6	9	4	0	3	2	5	0	2	0	171	745	1284	1	2	0	
Nathan Bastien	64	19	40	59	-3	50	5	17	0	2	2	6	1	0	0	0	162	191	411	0	0	0	
Mason Marchment (total)	61	20	31	51	-13	52	8	9	0	4	4	1	2	0	0	0	131	99	219	0	0	0	
HAM	40	10	23	33	-7	30	4	1	0	0	0	0	0	0	0	0	49	0	0	0	0	0	
MISS	27	10	8	18	-6	22	4	1	0	0	3	2	1	0	1	0	62	80	172	0	0	0	
Josh Burnside	55	13	32	45	-4	28	4	8	1	1	0	2	1	0	2	1	109	11	34	0	1	0	
Daniel Muzito-Bagenda	63	20	17	37	0	36	7	3	0	0	4	5	1	1	1	0	124	37	72	0	1	0	
Everett Clark	59	15	20	35	-10	92	3	7	1	0	2	1	0	1	1	0	128	654	1200	2	0	0	
Stefan LeBlanc	64	7	23	30	-18	59	3	10	0	2	1	0	0	0	0	0	119	0	0	0	0	0	
Damian Bourne	57	9	17	26	-10	35	1	5	1	1	3	2	0	1	2	0	82	0	11	0	0	0	
Nicoles Hague	66	14	10	24	4	84	5	3	0	0	2	1	2	0	1	0	141	2	4	0	0	0	
Sean Day	57	6	16	22	-13	27	1	9	1	1	1	1	1	1	1	0	130	0	0	0	1	0	
Owen Tippett	48	15	5	20	-2	10	3	4	0	0	0	2	2	0	0	0	96	9	12	1	2	1	
Ryan McLeod	62	7	13	20	-6	16	1	1	0	0	1	0	0	0	1	1	57	144	353	0	2	0	
Stephen Gibson	68	4	12	16	-5	67	0	2	0	0	1	0	0	0	2	0	80	0	1	0	0	0	
Jason Smith	60	8	7	15	2	49	0	0	0	0	1	3	1	0	2	0	52	168	339	0	0	0	
Luke Kutkevicius	41	2	9	11	0	10	0	2	0	0	1	1	0	0	0	0	36	140	303	0	0	0	
Austin Osmani	65	2	8	10	19	53	0	0	0	0	1	0	0	0	0	0	50	1	1	0	0	0	
Brendan Horrogate	57	3	6	9	-2	28	0	0	0	0	0	0	1	0	0	0	33	0	13	0	0	0	
Jared Walsh	26	2	7	9	11	10	0	1	1	0	0	0	0	0	1	1	32	0	0	0	0	0	
Daniel Lettore	19	3	3	6	5	6	0	0	0	0	0	0	1	0	0	0	17	1	3	0	0	0	
Thomas De Sousa	33	2	3	5	6	42	0	0	0	0	1	0	0	0	0	0	22	1	2	0	0	0	
Marcus Dickerson	56	3	0	3	-7	20	0	0	0	0	1	0	1	0	0	0	34	5	12	0	0	0	
Jake O'Donnell	32	0	1	1	-3	23	0	0	0	0	0	0	0	0	0	0	13	0	0	0	0	0	
Jack Finn	64	0	1	1	0	4	0	1	0	0	0	0	0	0	0	0	0	0	0	0	0	0	
Justin Bean	2	0	0	0	-2	0	0	0	0	0	0	0	0	0	0	0	0	0	0	0	0	0	
Cameron Zanussi	3	0	0	0	0	0	0	0	0	0	0	0	0	0	0	0	0	0	0	0	0	0	
Brandon Yeamans	5	0	0	0	0	0	0	0	0	0	0	0	0	0	0	0	0	1	3	0	0	0	
Jake Harrison	8	0	0	0	-4	17	0	0	0	0	0	0	0	0	0	0	0	1	0	0	0	0	
Aidan McFarland	11	0	0	0	0	0	0	0	0	0	0	0	0	0	0	0	4	1	1	0	0	0	
Justin Murdoco	11	0	0	0	0	0	0	0	0	0	0	0	0	0	0	0	0	0	0	0	0	0	

NIAGARA ICEDOGS

PLAYER	GP	G	A	PTS	+/-	PIM	PP	PPA	SH	SHA	GW	FG	IG	OT	UA	EN	Sht	FOW	FO	G	ATT	GW	SHOOTOUTS
Josh Ho-Sang	69	19	63	82	28	44	2	21	0	1	3	3	1	2	4	0	131	23	54	1	3	1	
Stephen Harper (total)	68	25	46	71	14	42	6	21	0	1	3	3	1	2	4	0	249	556	1118	0	1	0	
HAM	37	17	24	41	6	23	5	11	0	1	2	1	1	1	2	0	148	312	634	0	0	0	
NIAG	31	8	22	30	8	19	1	10	0	0	1	2	0	1	2	0	101	244	484	0	1	0	
Jordan Malotta	68	34	25	59	30	55	7	7	4	0	4	2	1	0	0	0	187	848	1550	3	0	0	
Brendan Perlini	57	25	20	45	-6	28	7	7	0	0	2	6	2	0	2	0	219	6	14	0	0	0	
Anthony Difruscia	67	26	18	44	-13	96	14	7	0	0	3	7	5	0	0	1	166	29	77	2	0	0	
Vince Dunn	52	12	31	43	8	52	4	14	0	2	3	4	2	1	0	0	149	0	2	0	0	0	
Graham Knott	68	12	30	42	-11	67	3	10	1	0	2	1	1	0	2	0	104	421	908	0	0	0	
Johnny Corneil	68	20	21	41	19	36	7	1	0	0	4	5	2	0	0	0	113	17	40	0	0	0	
Pavel Jenys (total)	66	15	22	37	0	36	2	3	0	0	1	2	1	0	0	0	148	7	24	0	1	0	
SBY	24	4	8	12	-14	16	0	1	0	0	0	1	0	0	0	0	43	3	10	0	1	0	
NIAG	42	11	14	25	14	20	0	0	0	0	1	1	0	0	0	0	105						

Travis Konecny	29	7	38	45	7	6	1	11	0	1	2	1	1	0	1	0	107	28	55	0	0	0	0	
Travis Barron	60	13	24	37	7	26	1	3	0	0	0	1	3	0	1	1	109	39	77	0	0	0	0	
Austen Keating	50	13	19	32	4	8	4	2	0	0	2	2	1	1	2	1	77	101	223	0	0	0	0	
Siegfried Falkovskiy	58	9	23	32	17	35	2	5	0	1	3	1	0	0	1	104	0	1	0	0	0	0		
Evan de Haan	59	8	24	32	-15	25	3	14	0	1	2	2	0	1	0	0	124	1	3	0	0	0	0	
Jacob Middleton	68	7	24	31	11	68	3	4	1	0	2	1	0	0	1	0	130	1	2	0	0	0	0	
Ben Fanjoy	66	17	13	30	-4	-26	1	3	0	0	2	3	3	0	1	0	90	353	700	1	1	0	0	
Sam Studnicka	31	16	10	26	2	31	6	4	1	0	2	2	2	0	0	0	74	418	685	0	0	0	0	
Trent Mallette	66	10	14	24	-4	-28	0	1	0	0	1	0	0	1	2	0	0	4	79	6	19	0	0	0
Nevin Guy	59	5	17	22	-1	-14	0	5	0	1	0	1	1	0	1	0	78	0	2	0	0	0	0	
Sasha (Chmelevski) (total)	34	11	8	19	11	4	1	0	0	0	4	1	3	0	1	0	67	191	353	0	1	0	0	
SAR	29	9	8	17	10	2	1	0	0	0	3	1	3	1	0	1	45	168	303	0	0	0	0	
OTT	5	2	0	2	1	2	0	0	0	0	1	0	0	0	0	0	22	23	50	0	1	0	0	
Connor Graham	60	7	11	18	-14	-24	1	2	0	0	2	0	0	0	0	0	61	58	150	0	0	0	0	
Adam Graievich	62	4	12	16	-10	-10	1	1	0	0	0	1	1	0	1	0	61	55	130	0	1	0	0	
Drake Rymsha (total)	32	3	6	9	-7	-28	0	1	0	0	0	1	0	0	0	0	52	242	423	0	0	0	0	
LDN	4	0	0	0	-2	4	0	0	0	0	0	0	0	0	0	0	8	33	60	0	0	0	0	
OTT	28	3	6	9	-5	-24	0	1	0	0	0	1	0	0	0	0	44	209	363	0	0	0	0	
Connor Warnholtz	49	2	4	6	-4	-4	0	0	0	0	0	0	0	0	0	0	40	15	43	1	1	1	1	
Chase Campbell (total)	43	3	2	5	2	15	0	0	0	0	0	0	0	0	0	0	40	6	11	0	1	0	0	
SAR	16	2	0	2	2	4	0	0	0	0	0	0	0	0	0	0	16	0	2	0	0	0	0	
OTT	27	1	2	3	1	11	0	0	0	0	0	0	0	0	0	0	24	6	11	0	1	0	0	
Noel Hoefenmayer	45	2	3	5	-18	-18	0	2	0	0	1	0	0	0	0	0	34	0	0	0	0	0	0	
Ryan Orban	61	0	5	5	3	33	0	0	0	0	0	0	0	0	0	0	34	1	1	0	0	0	0	
David Pearce	19	2	1	3	-2	-10	1	0	0	0	1	1	0	0	0	0	18	2	3	0	0	0	0	
Hudson Wilson	36	1	2	3	-5	-22	1	1	0	0	1	0	0	0	0	0	14	0	0	0	0	0	0	
William Brown	29	1	1	2	0	12	0	0	0	0	0	1	0	0	0	0	14	0	0	0	0	0	0	
Ryan Barbosa	1	0	0	0	0	0	0	0	0	0	0	0	0	0	0	0	2	0	0	0	0	0	0	
Nolan Gardiner	-4	0	0	0	1	0	0	0	0	0	0	0	0	0	0	0	2	3	7	0	0	0	0	
Liam Herbist	29	0	0	0	0	0	0	0	0	0	0	0	0	0	0	0	0	0	0	0	0	0	0	
Leo Lazarov	45	0	0	0	0	6	0	0	0	0	0	0	0	0	0	0	0	0	0	0	0	0	0	

OWEN SOUND ATTACK

PLAYER	GP	G	A	PTS	+/-	PIM	PP	PPA	SH	SHA	GW	FG	IG	OT	UA	EN	Sht	SHOOTOUTS					
																		FOW	FO	G	ATT	GW	
Bryson Cianfrone	58	17	33	50	10	40	5	11	1	0	3	4	1	2	1	1	139	559	1034	0	4	0	0
Petrus Palmu	52	23	26	49	-12	30	7	8	2	1	3	2	2	0	5	1	201	38	74	3	5	1	0
Ethan Szypala	65	18	25	43	-15	54	6	11	0	0	2	1	1	0	1	0	221	368	806	0	2	0	0
Josh Stork	64	9	33	42	-5	-22	3	13	0	0	3	2	2	0	3	1	123	186	380	0	2	0	0
Santino Cantarame	67	14	27	43	-5	58	5	17	0	0	1	1	1	0	1	0	175	0	0	0	0	0	0
Nick Suzuki	63	20	18	38	-15	-4	5	4	1	0	5	4	3	2	1	2	189	308	627	0	4	0	0
Thomas Schemitsch	51	9	22	31	-12	22	6	9	0	0	2	1	0	0	0	0	102	0	1	0	0	0	0
Jaden Lindo	67	14	16	30	3	33	4	5	0	0	3	2	0	1	0	0	144	5	10	1	2	1	0
Kevin Hancock	66	13	15	28	-6	-16	2	3	1	0	1	3	1	0	2	0	157	322	665	1	3	0	0
Jonah Gadjovich	66	14	10	24	-7	-42	1	1	0	0	0	3	0	0	0	0	175	4	10	0	0	0	0
Justin Brack	67	10	14	24	6	40	0	1	0	0	0	2	3	0	1	0	128	131	271	0	0	0	0
Damir Sharipzayov	46	5	16	21	5	34	1	3	0	0	0	1	1	0	1	1	73	0	0	0	0	0	0
Jacob Friend	54	4	17	21	10	106	2	0	0	0	1	0	1	0	1	0	74	0	0	0	0	0	0
Sean Durzi	45	10	6	16	5	19	3	3	0	0	1	0	3	0	2	6	61	0	0	0	0	0	0
Liam Dunda	64	7	7	14	-11	-47	1	0	0	0	1	1	0	0	0	0	101	33	99	0	0	0	0
Jacob Busch	50	6	7	13	-9	51	0	0	0	0	2	1	0	0	0	0	81	10	21	0	0	0	0
Matthew Struthers	47	5	8	13	-1	6	0	1	0	0	0	0	0	0	1	0	57	111	257	0	2	0	0
Markus Phillips	63	3	9	12	-15	-22	1	3	0	0	0	0	1	0	0	0	74	1	4	0	0	0	0
Tyler MacArthur	54	2	8	10	-9	-74	0	1	0	0	0	0	0	0	1	0	46	0	1	0	0	0	0
Trenton Bourque (total)	52	0	8	8	-6	-32	0	0	0	0	0	0	0	0	0	0	22	0	2	0	0	0	0
SBY	24	0	2	2	-2	-8	20	0	0	0	0	0	0	0	0	0	10	0	0	0	0	0	0
OS	28	0	6	6	6	12	0	0	0	0	0	0	0	0	0	0	12	0	0	0	0	0	0
Jarrett Meyer	28	2	2	4	-4	-19	1	1	0	0	1	0	0	1	0	0	19	0	0	0	0	0	0
Zachary Roberts	10	1	3	4	0	6	0	0	0	0	0	0	0	0	0	0	10	29	65	0	0	0	0
Michael McIvnen	53	0	3	3	0	4	0	3	0	0	0	0	0	0	0	0	0	0	0	0	0	0	0
Keenan Reynolds	20	1	0	1	-7	-13	0	0	0	0	0	0	0	0	0	0	12	3	5	0	0	0	0
Greg Smith	14	0	1	1	-6	-4	0	0	0	0	0	0	0	0	0	0	9	17	45	0	0	0	0
Connor Walters	14	0	1	1	-2	0	0	0	0	0	0	0	0	0	0	0	5	0	0	0	0	0	0
Daniel Dekoning	23	0	0	0	0	0	0	0	0	0	0	0	0	0	0	0	0	0	0	0	0	0	0

PETERBOROUGH PETES

PLAYER	GP	G	A	PTS	+/-	PIM	PP	PPA	SH	SHA	GW	FG	IG	OT	UA	EN	Sht	SHOOTOUTS					
																		FOW	FO	G	ATT	GW	
Hunter Garland	68	40	47	87	26	34	8	8	1	0	4	6	3	0	2	3	270	733	1333	1	7	0	0
Eric Carnel	68	27	56	83	19	18	6	12	0	0	2	2	2	0	5	2	238	33	77	0	3	0	0
Greg Betzold	65	43	22	65	-2	49	12	8	0	0	6	7	1	1	2	0	249	8	15	1	6	0	0
Jonathan Ang	68	21	28	49	-5	44	4	6	1	0	3	2	3	0	3	1	127	227	506	0	3	0	0
Steven Lorentz	58	23	25	48	10	27	2	4	0	0	3	2	3	1	3	1	155	370	682	2	4	1	0
Logan DeNoble	63	20	22	42	22	47	1	2	0	0	1	3	2	0	1	0	118	83	154	0	1	0	0
Dominik Masin	57	8	32	40	24	50	1	16	0	0	3	1	0	2	1	0	150	0	1	0	0	0	0
Kyle Jenkins	62	3	33	32	6	34	2	1	0	0	1	0	1	0	0	0	123	0	1	0	0	0	0
Adam Timleck	59	19	16	35	4	17	2	0	0	0	4	2	2	0	4	0	135	8	18	1	2	0	0
Daniel Nikandrov (total)	67	10	20	30	3	17	1	1	0	2	1	2	1	0	2	2	71	665	1182	0	2	0	0
SAR	18	4	6	10	4	4	1	0	1	0	0	1	0	0	1	0	23	196	368	0	0	0	0
PBO	49	6	14	20	-1	13	0	0	1	1	2	0	0	2	1	0	48	469	814	2	2	0	0
Matt Spencer	60	5	19	24	-4	46	0	5	0	0	1	2	0	0	0	1	70	0	0	0	0	0	0
Matthew Timms	66	3	18	21	9	45	1	2	0	0	0	0	0	0	1	0	94	0	0	0	1		

SAGINAW SPIRIT

PLAYER	GP	G	A	PTS	+/-	PIM	PP	PPA	SH	SH A	GW	FG	IG	OT	UA	EN	Sht	SHOOTOUTS				
																		FW	FO	G	ATT	GW
Artem Artemov	67	19	36	55	-15	55	5	8	0	0	1	4	1	0	3	0	228	2	12	0	2	0
Connor Brown	68	24	21	45	-35	99	10	3	0	2	3	0	2	1	2	3	182	379	809	0	0	0
Matthew Kreis	65	17	24	41	-7	20	6	8	0	0	1	3	1	0	0	0	134	255	558	0	0	0
Kris Bennett	58	24	15	39	-12	37	1	2	2	1	4	4	1	0	1	1	135	375	807	1	1	0
Mitchell Stephens	39	20	18	38	-3	14	2	7	0	0	3	1	1	0	1	0	135	411	766	0	2	0
Tye Felhaber	64	18	20	38	-32	16	4	4	0	0	3	0	1	1	0	1	150	246	537	0	1	0
Dylan Sodowy	36	20	14	34	1	31	1	4	1	0	1	5	1	0	2	2	143	56	146	1	4	1
Marcus Crawford	66	2	32	34	-15	42	0	16	0	0	0	0	0	0	0	0	110	0	1	0	0	0
Markus Niemelainen	65	1	26	27	-23	28	0	7	0	1	0	0	0	0	0	0	89	1	4	0	0	0
Jesse Barwell	68	6	20	26	-20	14	1	2	0	0	2	1	1	0	0	1	99	86	191	0	0	0
Hayden Hodgson (total)	56	9	14	23	-7	74	2	4	0	0	2	1	0	0	0	0	112	16	36	0	1	0
SAR	36	5	9	14	-1	12	1	3	0	1	1	0	0	0	0	0	78	16	34	0	0	0
SAG	20	4	5	9	-8	21	1	1	0	0	1	0	0	0	0	0	34	0	2	0	1	0
Brady Gilmour	61	7	16	23	-6	6	1	0	0	0	0	0	0	0	0	0	66	232	598	1	1	1
Mike Davies (total)	56	11	11	22	-5	39	1	3	0	0	0	4	1	0	1	0	82	7	13	0	0	0
KIT	14	1	1	2	-1	9	0	0	0	0	0	1	0	0	1	0	13	1	3	0	0	0
SAG	42	10	10	20	-4	30	1	3	0	0	0	3	1	0	0	0	69	6	10	0	0	0
Will Petschenig	68	5	17	22	-23	108	1	5	0	0	0	0	2	0	0	3	95	0	2	0	0	0
Blake Clarke	61	11	10	21	-22	36	1	0	0	0	1	0	1	0	2	1	91	3	9	0	0	0
Kirill Maksimov	65	6	15	21	-8	18	0	0	0	0	0	0	1	0	1	0	72	2	4	1	2	0
Drew Palani	34	4	10	14	-5	32	1	2	0	0	1	0	0	0	0	0	53	15	36	0	1	0
Cole Coskey	54	4	7	11	-6	8	2	0	0	0	0	0	0	0	0	0	45	1	2	0	0	0
Greg DiTomasso	30	1	7	8	-8	12	0	3	0	0	0	0	0	0	0	0	27	0	0	0	0	0
Keaton Middleton	66	1	6	7	-24	66	1	1	0	0	0	0	0	0	0	0	73	0	0	0	0	0
Michael Holmes	50	2	3	5	-10	14	0	0	0	0	0	0	1	0	1	0	27	1	2	0	0	0
Chase Stewart	45	1	4	5	-15	44	0	0	0	0	0	0	0	0	0	0	26	0	0	0	0	0
Rocky Kaura (total)	58	0	4	4	-8	53	0	0	0	0	0	0	0	0	0	0	21	0	0	0	0	0
BAR	35	0	3	3	4	40	0	0	0	0	0	0	0	0	0	0	10	0	0	0	0	0
SAG	23	0	1	1	-12	13	0	0	0	0	0	0	0	0	0	0	11	0	0	0	0	0
Robert Proner	9	0	2	2	-1	13	0	0	0	0	0	0	0	0	0	0	10	0	0	0	0	0
Brandon Bonella	3	0	0	0	0	0	0	0	0	0	0	0	0	0	0	0	0	0	0	0	0	0
Mitchell Webb	6	0	0	0	-1	2	0	0	0	0	0	0	0	0	0	0	1	0	0	0	0	0
David Ovsjanikov	9	0	0	0	0	2	0	0	0	0	0	0	0	0	0	0	0	0	0	0	0	0
Cameron Zanussi (total)	11	0	0	0	0	0	0	0	0	0	0	0	0	0	0	0	0	0	0	0	0	0
MISS	3	0	0	0	0	0	0	0	0	0	0	0	0	0	0	0	0	0	0	0	0	0
SAG	8	0	0	0	0	0	0	0	0	0	0	0	0	0	0	0	0	0	0	0	0	0
Evon Cormier	58	0	0	0	0	0	0	0	0	0	0	0	0	0	0	0	0	0	0	0	0	0

SARNIA STING

PLAYER	GP	G	A	PTS	+/-	PIM	PP	PPA	SH	SH A	GW	FG	IG	OT	UA	EN	Sht	SHOOTOUTS				
																		FW	FO	G	ATT	GW
Travis Kanecky (total)	60	30	71	101	33	27	5	23	0	1	4	4	3	1	6	2	241	73	159	1	2	0
OTT	29	7	38	45	7	6	1	11	0	1	2	1	1	0	1	0	107	28	55	0	0	0
SAR	31	23	33	56	26	21	4	12	0	0	2	3	2	1	5	2	134	45	104	1	2	0
Pavel Zacha	51	28	36	64	17	97	10	15	2	0	4	6	2	1	3	0	163	302	632	1	2	1
Matt Mistele (total)	61	38	25	58	-6	45	8	11	0	0	3	7	2	1	1	2	221	10	24	1	3	0
DSH	19	8	8	16	-10	16	2	5	0	0	2	2	0	1	1	1	76	4	9	0	1	0
SAR	42	25	17	42	4	29	6	6	0	1	1	5	2	0	1	0	156	6	15	1	2	0
Jordan Kyrou	65	17	34	51	-13	14	2	4	0	0	4	3	1	0	1	0	170	150	301	0	0	0
Jakob Chychrun	62	11	38	49	23	51	8	20	0	0	2	3	3	0	1	0	199	0	0	1	3	1
Sam Studnicka (total)	60	24	19	43	6	63	11	5	1	0	6	4	2	0	0	0	130	725	1227	0	1	0
OTT	31	16	10	26	2	31	6	4	1	0	2	2	2	0	0	0	74	418	685	0	0	0
SAR	29	8	9	17	4	32	5	1	0	0	4	2	0	0	0	0	56	307	542	0	1	0
Nikita Korostelev	53	23	19	42	13	15	6	7	0	0	2	4	1	1	2	0	147	19	40	1	2	0
Trey Lajeunesse	17	14	22	36	26	23	0	2	1	0	3	3	2	0	3	0	100	345	708	0	0	0
Jeff King	64	6	27	33	29	34	2	7	1	1	2	1	2	0	1	0	83	1	1	0	0	0
Patrick White	62	16	15	31	-12	12	0	1	0	0	1	2	0	1	1	0	104	24	49	0	0	0
Anthony Salanitri	62	17	13	40	-5	29	3	0	0	0	3	3	1	0	0	0	118	298	586	0	2	0
Ryan McGregor	58	11	13	24	8	4	0	0	0	0	2	2	1	0	1	0	68	25	49	0	0	0
Josh Jacobs	67	4	20	24	26	38	1	7	0	0	1	0	0	1	0	0	149	2	4	0	0	0
Brandon Lindberg	63	10	13	23	7	66	0	2	2	1	3	3	1	0	2	1	81	273	600	0	0	0
Devon Palani (total)	65	6	16	22	-8	58	1	2	0	0	1	1	0	0	0	0	100	32	66	0	1	0
SAR	35	4	10	14	-5	32	1	2	0	0	1	0	0	0	0	0	53	15	36	0	1	0
SAR	30	2	6	8	-3	26	0	0	0	0	0	0	0	0	0	0	47	17	30	0	0	0
Sasha Chmeljevski	29	9	8	17	10	2	1	0	0	0	3	1	3	0	1	0	45	168	303	0	0	0
Noah Bushnell	62	5	12	17	13	121	0	1	0	0	0	0	2	0	0	0	45	4	9	0	0	0
Hayden Hodgson	36	5	9	14	1	53	1	3	0	0	1	1	0	0	0	0	78	16	34	0	0	0
Kevin Spinazzi	59	3	10	13	17	66	0	1	0	0	1	1	0	0	0	0	89	2	2	0	0	0
Alex Black	57	3	9	12	5	33	0	1	0	0	0	0	2	0	2	0	37	0	0	0	0	0
Daniel Nikandrov	18	4	6	10	4	4	1	0	1	0	0	1	0	0	1	0	23	196	368	0	0	0
Zachary Core	62	1	9	10	3	51	0	0	0	0	0	0	0	0	0	0	62	0	1	0	0	0
Connor Schlichting	44	1	6	7	13	28	1	0	0	0	0	0	0	0	0	0	24	1	1	0	0	0
Alexandre Renaud	5	2	3	5	2	1	1	0	0	0	0	0	0	0	0	0	6	0	0	0	0	0
Franco Sproviero	10	0	3	3	3	2	0	1	0	0	0	0	0	0	0	0	0	0	0	0	0	0
Justin Fazio	41	0	3	3	0	0	0	1	0	0	1	0	0	0	0	0	0	0	0	0	0	0
Charlie Graham (total)	47	0	3	3	0	2	0	1	0	0	0	0	0	0	0	0	0	0	0	0	0	0
HAM	28	0	1	1	0	0	0	1	0	0	0	0	0	0	0	0	0	0	0	0	0	0
SAR	19	0	2	2	0	2	0	0	0	0	0	0	0	0	0	0	0	0	0	0	0	0
Davis Brown	11	2	0	2	-5	2	0	0	0	0	0	0	0	0	0	0	19	0	2	0	0	0
Chase Campbell	16	2	0	2	1	4	0	0	0	0	0	0	0	0	0	0	16	0	0	0	0	0
Derrick Johnson	3	0	1	1	-2	2	0	0	0	0	0	0	0	0	0	0	2	0	0	0	0	0
Jacob Stos	2	0	0	0	-1	10	0	0	0	0												

Medric Mercier	63	3	18	21	0	30	0	0	0	0	0	0	1	0	0	0	0	85	0	0	0	0	0
Mac Hollowell	58	1	20	21	3	23	0	2	0	0	1	0	0	0	0	0	0	45	0	0	0	0	0
Liam Howel	65	4	11	15	-5	12	0	1	0	0	1	1	0	0	0	0	0	41	112	273	0	0	0
Conor Timmins	60	4	9	13	27	20	0	0	0	0	1	2	0	0	0	0	0	32	0	0	0	0	0
Makar Tokarev	60	6	3	9	-3	10	1	0	0	0	1	1	0	0	0	0	0	58	3	5	0	0	0
Bryce Yetman (total)	45	3	4	7	-15	14	1	0	0	0	0	1	1	0	0	0	0	46	4	20	0	0	0
FLNT	8	1	0	1	-2	4	0	0	0	0	0	0	0	0	0	0	0	14	2	9	0	0	0
SSM	37	2	4	6	-13	10	1	0	0	0	0	1	1	0	0	0	0	32	2	11	0	0	0
Keigan Goetz	23	5	1	6	-3	27	1	0	0	0	0	0	0	0	0	0	0	40	2	7	0	0	0
Anthony DeMeo	37	0	3	3	-6	6	0	0	0	0	0	0	0	0	0	0	0	18	0	0	0	0	0
Calvin Martin	9	0	1	1	-2	0	0	0	0	0	0	0	0	0	0	0	0	6	4	10	0	0	0
Theo Calvus	25	0	1	1	-1	6	0	0	0	0	0	0	0	0	0	0	0	10	0	0	0	0	0
Joseph Kasymakers	22	0	1	0	4	0	0	0	0	0	0	0	0	0	0	0	0	10	0	0	0	0	0
Frankie Pucci	1	0	0	0	0	0	0	0	0	0	0	0	0	0	0	0	0	1	0	0	0	0	0
Brandon Halverson	43	0	0	0	0	4	0	0	0	0	0	0	0	0	0	0	0	0	0	0	0	0	0

SUDBURY WOLVES

PLAYER	GP	G	A	PTS	+/-	PIM	PP	PPA	SH	SHA	GW	FG	IG	OT	UA	EN	Sht	SHOOTOUTS					
																		FOW	FO	G	ATT	GW	
Mikkel Aagaard (total)	64	24	29	53	-13	60	3	7	3	0	4	4	2	1	2	0	213	537	1118	0	1	0	
NIAG	20	3	11	14	2	10	1	3	1	0	0	0	0	0	0	0	62	119	243	0	0	0	
SBY	44	21	18	39	-15	50	2	4	2	0	4	4	2	1	2	0	151	418	875	0	1	0	
Dmitry Sokolov	68	30	22	52	-40	13	10	9	0	0	4	2	0	0	0	0	231	5	10	1	4	1	
Alan Lyszczyrzyk	67	17	33	50	-25	36	4	8	0	0	1	1	0	0	1	1	167	36	85	0	1	0	
Kyle Capobianco	68	7	36	43	-43	58	4	17	0	1	0	1	1	0	0	0	139	0	1	0	0	0	
Patrick Murphy	68	13	27	40	-30	50	4	12	0	0	2	2	0	0	1	0	179	1	9	1	3	0	
Danny Desrochers	68	15	15	30	-46	84	2	5	2	0	1	3	2	0	3	2	145	304	707	0	0	0	
David Levin	47	9	21	30	-26	20	3	4	0	0	0	0	1	1	0	0	80	264	609	1	1	0	
Matt Schmalz	65	9	21	30	-56	47	4	4	0	0	0	1	0	0	0	0	112	67	163	0	0	0	
Ryan Valentinii (total)	48	11	17	28	-6	12	3	2	0	0	1	4	0	1	1	0	95	94	225	2	3	2	
LDN	9	0	3	2	3	2	0	0	0	0	0	0	0	0	0	0	11	25	51	0	0	0	
SBY	39	11	14	25	-9	10	3	2	0	0	0	1	4	0	1	0	84	69	174	2	3	2	
Michael Pezzetta	64	10	18	28	-44	98	2	7	1	0	1	2	0	0	0	0	129	412	895	0	0	0	
Zach Wilkie (total)	55	4	12	16	-16	88	1	6	1	0	0	0	1	0	0	1	104	0	0	0	0	0	
NIAG	20	1	0	1	0	28	0	0	0	0	0	0	0	0	0	0	22	0	0	0	0	0	
SBY	35	3	12	15	-16	60	1	6	1	0	0	0	1	0	0	1	82	0	0	0	0	0	
Reagan O'Grady	55	2	11	13	-14	44	1	2	0	0	0	0	0	0	0	0	58	1	2	0	0	0	
Pavel Jency	24	4	8	12	-14	36	0	1	0	0	0	1	0	0	0	0	43	3	10	1	0	1	
Macouley Carson	61	5	6	11	-10	35	0	0	0	0	1	1	0	0	0	0	38	12	41	0	0	0	
Brady Pateki	64	5	6	11	-20	8	0	0	0	0	0	0	0	0	0	0	11	2	5	0	0	0	
Jacob Harris	24	5	5	10	-20	12	1	1	0	0	0	1	0	0	0	0	0	59	225	484	0	1	0
Chad Heffernan	39	3	6	9	-21	95	0	0	0	0	0	2	1	0	0	1	64	6	8	0	0	0	
Jarett Meyer (total)	66	2	7	9	-26	34	1	1	0	0	1	0	0	1	0	0	52	0	0	0	0	0	
OS	28	2	2	4	-8	19	1	1	0	0	1	0	0	1	0	0	19	0	0	0	0	0	
SBY	38	0	5	5	-18	15	0	0	0	0	0	0	0	0	0	0	33	0	0	0	0	0	
Conor Cummins	67	4	3	7	-51	37	2	1	0	0	0	1	0	0	0	0	87	0	1	0	0	0	
Ben Garagan	60	2	5	7	-61	38	0	0	0	0	0	0	0	0	0	0	59	158	377	0	0	0	
Cole Mayo	68	2	5	7	-61	36	0	0	0	0	0	1	0	0	0	0	43	0	0	0	0	0	
Brandon Bastasin	32	2	0	0	-9	20	0	0	0	0	0	0	0	0	0	0	11	0	0	0	0	0	
Trenton Bourque	24	0	2	2	-8	20	0	0	0	0	0	0	0	0	0	0	10	0	0	0	0	0	
Zack Bowman (total)	36	0	2	2	0	9	0	1	0	0	0	0	0	0	0	0	0	0	0	0	0	0	0
FLNT	6	0	0	0	0	0	0	0	0	0	0	0	0	0	0	0	0	0	0	0	0	0	0
SBY	30	0	2	2	0	9	0	1	0	0	0	0	0	0	0	0	0	0	0	0	0	0	0
Charley Graaskamp	3	1	0	1	0	0	0	0	0	0	0	0	0	0	0	0	1	4	9	0	0	0	
Conor Ali	2	0	1	1	-2	2	0	0	0	0	0	0	0	0	0	0	0	0	0	0	0	0	0
Nicholas Romero	18	0	1	1	-5	30	0	0	0	0	0	0	0	0	0	0	1	2	4	0	0	0	
Troy Timpano	35	0	0	1	4	4	0	0	0	0	0	0	0	0	0	0	0	1	0	0	0	0	0
Owen Lane	1	0	0	0	0	0	0	0	0	0	0	0	0	0	0	0	0	0	0	0	0	0	0
Shane Balitka	2	0	0	0	0	2	0	0	0	0	0	0	0	0	0	0	0	0	1	0	0	0	0
Jake McGrath	2	0	0	0	0	0	0	0	0	0	0	0	0	0	0	0	0	0	0	0	0	0	0
Jonathan Duchesne	9	0	0	0	-1	15	0	0	0	0	0	0	0	0	0	0	0	9	0	0	0	0	0
Matthew Menna	10	0	0	0	0	0	0	0	0	0	0	0	0	0	0	0	0	0	0	0	0	0	0

WINDSOR SPITFIRES

PLAYER	GP	G	A	PTS	+/-	PIM	PP	PPA	SH	SHA	GW	FG	IG	OT	UA	EN	Sht	SHOOTOUTS				
																		FOW	FO	G	ATT	GW
Christian Fischer	66	40	50	96	35	34	10	23	0	0	6	8	5	1	2	2	266	15	48	0	1	2
Logan Brown	59	21	53	74	24	40	6	23	0	0	6	4	1	1	2	1	158	609	1148	1	2	0
Brendan Lemieux (total)	45	32	30	62	19	65	14	12	0	0	6	7	5	1	0	3	217	52	92	0	2	0
BAR	11	9	5	14	1	28	3	0	0	0	1	2	2	0	0	1	49	10	17	0	0	0
WSR	34	23	25	48	20	37	11	12	0	0	5	5	3	1	0	2	168	42	75	2	0	0
Mikhail Sergachev	67	17	40	57	15	56	8	23	0	1	5	1	1	1	1	0	156	0	4	0	0	0
Aaron Luchuk	68	27	26	53	9	19	2	8	1	0	2	3	5	1	2	1	168	620	1273	0	1	0
Bradley Latour	65	24	25	49	6	30	10	9	2	0	3	0	5	0	3	2	191	20	41	0	0	0
Cristiano Giacominio	63	16	26	42	15	37	3	3	0	0	3	2	2	0	2	1	141	2	15	0	0	0
Conor Chatham (total)	64	12	24	41	-17	28	4	4	0	0	4	4	1	1	0	0	187	24	10	0	0	0
FLNT	34	11	18	29	-3	42	3	4	0	0	4	3	0	0	1	0	107	18	39	0	1	0
WSR	30	6	6	12	-9	48	1	0	0	0	0	1	1	0	0	0	80	8	11	0	0	0
Gabriel Vilardi	62	17	21	38	-7	14	4	7	0	0	1	4	2	0	2	0	112	264	573	1	1	1
Jalen Chatfield	68	10	27	37	22	45	3	8	0	1	1	2	0	1	2	0	107	2	4	0	0	0
Hayden McCool	68	15	21	36	23	60	1	2	1	0	1	2	0	0	1	0	99	239	517	0	0	0
Cole Carter	68	6	28	34	14	4	3	4	0	0	0	1	0	0	0	1	93	8	17	0	0	0
Logan Stanley	64	5	12	17	7	103	1	4	0	0	1	2	0	0	0	0	104	0	0	0	0	0
Anthony Stefano	20	5	8	13	1	8	1	0	0	0	1	1	0	0	0	0	32	3	8	0	0	0

2014-15 REGULAR SEASON STANDINGS

EASTERN CONFERENCE

EAST DIVISION

	GP	W	L	OTL	SL	PTS	PCT	GF	GA
Oshawa Generals	68	51	11	2	4	108	.794	292	157
Ottawa 67's	68	38	25	4	1	81	.596	239	220
Kingston Frontenacs	68	32	28	5	3	72	.529	196	197
Bellefonte Bulls	68	27	33	3	5	62	.456	203	246
Peterborough Petes	68	26	36	1	5	58	.426	203	268

CENTRAL DIVISION

Barrie Colts	68	41	24	1	2	85	.625	278	227
North Bay Battalion	68	37	20	6	5	85	.625	237	195
Niagara IceDogs	68	37	27	2	2	78	.574	274	237
Mississauga Steelheads	68	25	40	2	1	53	.390	178	265
Sudbury Wolves	68	12	54	1	1	26	.191	149	323

WESTERN CONFERENCE

MIDWEST DIVISION

	GP	W	L	OTL	SL	PTS	PCT	GF	GA
Erie Otters	68	50	14	2	2	104	.765	331	212
London Knights	68	40	24	1	3	84	.618	289	260
Guelph Storm	68	38	26	2	2	80	.588	237	237
Owen Sound Attack	68	35	24	2	7	79	.581	240	211
Kitchener Rangers	68	32	26	3	7	74	.544	216	221

WEST DIVISION

Sault Ste. Marie Greyhounds	68	54	12	0	2	110	.809	342	196
Sarnia Sting	68	29	32	4	3	65	.478	232	263
Saginaw Spirit	68	29	36	2	1	61	.449	212	271
Plymouth Whalers	68	23	38	5	2	53	.390	195	255
Windsor Spitfires	68	24	40	2	2	52	.382	223	305

PLAYER, CLUB

	GP	G	A	PTS	PIM
Dylan Strome, Erie	68	45	84	129	32
Mitchell Marner, London	63	44	82	126	53
Connor McDavid, Erie	47	44	76	120	48
Joseph Blandisi, Barrie	68	52	60	112	126
Christian Dvorak, London	66	41	68	109	24
Kevin Labanc, Barrie	68	31	76	107	55
Alex DeBrincat, Erie	68	51	53	104	73
Andrew Mangiapane, Barrie	68	43	61	104	54
Max Domi, London	57	32	70	102	66
Tyler Bertuzzi, Guelph	68	43	55	98	91

PLAYOFF RESULTS

CONFERENCE QUARTER FINALS

EASTERN CONFERENCE

Oshawa defeated Peterborough 4 - 1
 Barrie defeated Belleville 4 - 0
 North Bay defeated Kingston 4 - 0
 Niagara defeated Ottawa 4 - 2

WESTERN CONFERENCE

Sault Ste. Marie defeated Saginaw 4 - 0
 Erie defeated Sarnia 4 - 1
 London defeated Kitchener 4 - 2
 Guelph defeated Owen Sound 4 - 1

CONFERENCE SEMI-FINALS

Oshawa defeated Niagara 4 - 1
 North Bay defeated Barrie 4 - 1
 Sault Ste. Marie defeated Guelph 4 - 0
 Erie defeated London 4 - 0

CONFERENCE FINALS

Oshawa defeated North Bay 4 - 2
 Erie defeated Sault Ste. Marie 4 - 2

ROGERS OHL CHAMPIONSHIP SERIES

Oshawa defeated Erie 4 - 1

2013-14 REGULAR SEASON STANDINGS

EASTERN CONFERENCE

EAST DIVISION	GP	W	L	OTL	SL	PTS	PCT	GF	GA
Oshawa Generals	68	42	20	0	6	90	.662	232	187
Kingston Frontenacs	68	39	23	3	3	84	.618	301	255
Peterborough Petes	68	32	30	0	6	70	.515	233	269
Belleville Bulls	68	23	38	4	3	53	.390	206	285
Ottawa 67's	68	23	39	3	3	52	.382	222	308

CENTRAL DIVISION

North Bay Battalion	68	38	24	4	2	82	.603	220	189
Barrie Colts	68	37	28	1	2	77	.566	266	218
Sudbury Wolves	68	33	24	3	8	77	.566	220	228
Niagara IceDogs	68	24	35	3	6	57	.419	223	284
Mississauga Steelheads	68	24	38	1	5	54	.397	167	267

WESTERN CONFERENCE

MIDWEST DIVISION	GP	W	L	OTL	SL	PTS	PCT	GF	GA
Guelph Storm	68	52	12	2	2	108	.794	340	191
Erie Otters	68	52	14	2	0	106	.779	312	170
London Knights	68	49	14	1	4	103	.757	316	203
Owen Sound Attack	68	31	29	3	5	70	.515	205	237
Kitchener Rangers	68	22	41	2	3	49	.360	200	280

WEST DIVISION

Sault Ste. Marie Greyhounds	68	44	17	2	5	95	.699	267	198
Windsor Spitfires	68	37	28	3	0	77	.566	249	235
Saginaw Spirit	68	33	30	4	1	71	.522	254	248
Plymouth Whalers	68	28	33	0	7	63	.463	187	238
Sarnia Sting	68	17	44	2	5	41	.301	211	341

PLAYER, CLUB

	GP	G	A	PTS	PIM
Connor Brown, Erie	68	45	83	128	22
Dane Fox, Erie	67	64	43	107	122
Scott Kosmachuk, Guelph	68	49	52	101	83
Connor McDavid, Erie	56	28	71	99	20
Andreas Athanasiou, Barrie	66	49	46	95	52
Michael Dal Colle, Oshawa	67	39	56	95	34
Nikolay Goldobin, Sarnia	67	38	56	94	21
Max Domi, London	61	34	59	93	90
Sam Bennett, Kingston	57	36	55	91	118
Sergey Tolchinsky, Sault Ste. Marie	66	31	60	91	22

PLAYOFF RESULTS

CONFERENCE QUARTER-FINALS

EASTERN CONFERENCE

Oshawa defeated Mississauga 4 - 0
 North Bay defeated Niagara 4 - 3
 Peterborough defeated Kingston 4 - 3
 Barrie defeated Sudbury 4 - 1

WESTERN CONFERENCE

Guelph defeated Plymouth 4 - 1
 Sault Ste. Marie defeated Owen Sound 4 - 1
 Erie defeated Saginaw 4 - 1
 London defeated Windsor 4 - 0

CONFERENCE SEMI-FINALS

EASTERN CONFERENCE

Oshawa defeated Peterborough 4 - 0
 North Bay defeated Barrie 4 - 2

WESTERN CONFERENCE

Guelph defeated London 4 - 1
 Erie defeated Sault Ste. Marie 4 - 0

CONFERENCE FINALS

North Bay defeated Oshawa 4 - 0
 Guelph defeated Erie 4 - 1

OHL CHAMPIONSHIP SERIES

Guelph defeated North Bay 4 - 1

2012-13 REGULAR SEASON STANDINGS

EASTERN CONFERENCE

EAST DIVISION	GP	W	L	OTL	SL	PTS	PCT	GF	GA
Belleville Bulls	68	44	16	5	3	96	.706	228	167
Oshawa Generals	68	42	22	1	3	88	.647	235	192
Kingston Frontenacs	68	27	35	3	3	60	.441	217	273
Peterborough Petes	68	26	35	3	4	59	.434	202	254
Ottawa 67's	68	16	46	0	6	38	.279	208	323

CENTRAL DIVISION

Barrie Colts	68	44	20	2	2	92	.676	245	185
Brampton Battalion	68	34	25	3	6	77	.566	193	190
Sudbury Wolves	68	29	27	5	7	70	.515	214	234
Niagara IceDogs	68	30	34	2	2	64	.471	227	250
Mississauga Steelheads	68	26	34	0	8	60	.441	179	221

WESTERN CONFERENCE

MIDWEST DIVISION	GP	W	L	OTL	SL	PTS	PCT	GF	GA
London Knights	68	50	13	2	3	105	.772	279	180
Owen Sound Attack	68	44	18	1	5	94	.691	231	165
Kitchener Rangers	68	39	20	1	8	87	.640	216	185
Guelph Storm	68	39	23	2	4	84	.618	253	210
Erie Otters	68	19	40	4	5	47	.346	206	312

WEST DIVISION

Plymouth Whalers	68	42	17	5	4	93	.684	292	202
Sault Ste. Marie Greyhounds	68	36	26	3	3	78	.574	262	257
Sarnia Sting	68	35	28	1	4	75	.551	247	254
Saginaw Spirit	68	32	29	4	3	71	.522	250	264
Windsor Spitfires	68	26	33	3	6	61	.449	212	278

LEADING SCORERS

	GP	G	A	PTS	PIM
Vincent Trocheck, Plymouth	63	50	59	109	58
Charles Sarault, Sarnia	68	22	86	108	28
Nick Cousins, S.S. Marie	64	27	76	103	83
Eric Locke, Saginaw	68	44	53	97	84
Reid Boucher, Sarnia	68	62	33	95	53
Ryan Strome, Niagara	53	34	60	94	59
Garret Ross, Saginaw	61	44	46	90	114
Kerby Rychel, Windsor	68	40	47	87	94
Max Domi, London	64	39	48	87	71
Boone Jenner, Oshawa	56	45	37	82	58

PLAYOFF RESULTS

CONFERENCE QUARTER-FINALS

EASTERN CONFERENCE
Belleville defeated Mississauga 4 - 2
Barrie defeated Kingston 4 - 0
Oshawa defeated Niagara 4 - 1
Sudbury defeated Brampton 4 - 1

WESTERN CONFERENCE

London defeated Saginaw 4 - 0
Plymouth defeated Sarnia 4 - 0
Owen Sound defeated Sault Ste. Marie 4 - 2
Kitchener defeated Guelph 4 - 1

CONFERENCE SEMI-FINALS

EASTERN CONFERENCE
Belleville defeated Sudbury 4 - 0
Barrie defeated Oshawa 4 - 0
London defeated Kitchener 4 - 1
Plymouth defeated Owen Sound 4 - 2

CONFERENCE FINALS

Barrie defeated Belleville 4 - 3
London defeated Plymouth 4 - 1

OHL CHAMPIONSHIP SERIES

London defeated Barrie 4-3

2011-12 REGULAR SEASON STANDINGS

EASTERN CONFERENCE

EAST DIVISION	GP	W	L	OTL	SL	PTS	PCT	GF	GA
Ottawa 67's	68	40	20	5	3	88	.647	268	216
Belleville Bulls	68	35	32	1	0	71	.522	200	221
Oshawa Generals	68	31	30	4	3	69	.507	242	241
Peterborough Petes	68	27	34	3	4	61	.449	219	281
Kingston Frontenacs	68	19	41	3	5	46	.338	188	290

CENTRAL DIVISION

Niagara IceDogs	68	47	18	0	3	97	.713	291	169
Barrie Colts	68	40	23	3	2	85	.625	248	210
Brampton Battalion	68	36	22	3	7	82	.603	202	188
Sudbury Wolves	68	36	26	4	2	78	.574	242	240
Mississauga St. Michael's Majors	68	33	28	1	6	73	.537	201	219

WESTERN CONFERENCE

MIDWEST DIVISION	GP	W	L	OTL	SL	PTS	PCT	GF	GA
London Knights	68	49	18	0	1	99	.728	277	178
Kitchener Rangers	68	42	24	1	1	86	.632	253	211
Owen Sound Attack	68	32	29	3	4	71	.522	234	220
Guelph Storm	68	31	31	2	4	68	.500	234	238
Erie Otters	68	10	52	3	3	26	.191	169	338

WEST DIVISION

Plymouth Whalers	68	47	18	2	1	97	.713	279	205
Sarnia Sting	68	34	27	2	5	75	.551	243	235
Saginaw Spirit	68	33	27	1	7	74	.544	259	259
Windsor Spitfires	68	29	32	5	2	65	.478	213	258
Sault Ste. Marie Greyhounds	68	29	33	2	4	64	.471	227	272

LEADING SCORERS

	GP	G	A	PTS	PIM
Michael Sgarbossa, Sudbury Wolves	66	47	55	102	68
Tyler Toffoli, Ottawa 67's	65	52	48	100	22
Tanner Pearson, Barrie Colts	60	37	54	91	37
Shane Prince, Ottawa 67's	57	43	47	90	12
Andrew Agozzino, Niagara IceDogs	67	40	48	88	67
Nick Cousins, Sault Ste. Marie Greyhounds	65	35	53	88	88
Charles Sarault, Sarnia Sting	68	20	67	87	32
Freddie Hamilton, Niagara IceDogs	61	35	51	86	31

PLAYOFF RESULTS

CONFERENCE QUARTER-FINALS

Niagara defeated Oshawa 4 - 2
 Ottawa defeated Belleville 4 - 2
 Barrie defeated Mississauga 4 - 2
 Brampton defeated Sudbury 4 - 0

London defeated Windsor 4 - 0
 Plymouth defeated Guelph 4 - 2
 Kitchener defeated Owen Sound 4 - 1
 Saginaw defeated Sarnia 4 - 2

CONFERENCE SEMI-FINALS

Niagara defeated Brampton 4 - 0
 Ottawa defeated Barrie 4 - 3
 London defeated Saginaw 4 - 2
 Kitchener defeated Plymouth 4 - 3

CONFERENCE FINALS

Niagara defeated Ottawa 4 - 1
 London defeated Kitchener 4 - 0

OHL CHAMPIONSHIP SERIES

London defeated Niagara 4 - 1

2010-11 REGULAR SEASON STANDINGS

EASTERN CONFERENCE

EAST DIVISION	GP	W	L	OTL	SL	PTS	PCT	GF	GA
Ottawa 67's	68	44	19	3	2	93	.684	278	199
Oshawa Generals	68	39	19	4	6	88	.647	273	240
Kingston Frontenacs	68	29	30	4	5	67	.493	245	279
Belleville Bulls	68	21	43	0	4	46	.338	175	272
Peterborough Petes	68	20	45	1	2	43	.316	195	298

CENTRAL DIVISION

Mississauga St. Michaels Majors	68	53	13	0	2	108	.794	287	170
Niagara IceDogs	68	45	17	2	4	96	.706	273	197
Brampton Battalion	68	29	32	1	6	65	.478	190	214
Sudbury Wolves	68	29	35	2	2	62	.456	235	276
Barrie Colts	68	15	49	2	2	34	.250	231	348

WESTERN CONFERENCE

MIDWEST DIVISION	GP	W	L	OTL	SL	PTS	PCT	GF	GA
Owen Sound Attack	68	46	17	1	4	97	.713	283	215
Kitchener Rangers	68	38	21	4	5	85	.625	256	217
Erie Otters	68	40	26	1	1	82	.603	281	227
Guelph Storm	68	34	27	4	3	75	.551	249	258
London Knights	68	34	29	4	1	73	.537	230	253

WEST DIVISION

Saginaw Spirit	68	40	22	4	2	86	.632	243	207
Windsor Spitfires	68	39	23	3	3	84	.618	280	247
Plymouth Whalers	68	36	26	2	4	78	.574	249	219
Sarnia Sting	68	25	36	5	2	57	.419	243	321
Sault Ste. Marie Greyhounds	68	24	36	5	3	56	.412	238	277

LEADING SCORERS

	GP	G	A	PTS	PIM
Tyler Toffoli, Ottawa 67's	68	57	51	108	33
Jason Akeson, Kitchener Rangers	67	24	84	108	23
Ryan Strome, Niagara IceDogs	65	33	73	106	82
*Nail Yakupov, Sarnia Sting	65	49	52	101	71
Ryan Ellis, Windsor Spitfires	58	24	77	101	61
Christian Thomas, Oshawa Generals	66	54	45	99	38
Taylor Beck, Guelph Storm	62	42	53	95	60
Greg McKegg, Erie Otters	66	49	43	92	35
Michael Latta, Guelph Storm	68	34	55	89	158

PLAYOFF RESULTS

CONFERENCE QUARTER-FINALS

EASTERN CONFERENCE

Mississauga defeated Belleville 4 - 0
 Sudbury defeated Ottawa 4 - 0
 Niagara defeated Brampton 4 - 0
 Oshawa defeated Kingston 4 - 1

WESTERN CONFERENCE

Owen Sound defeated London 4 - 2
 Saginaw defeated Guelph 4 - 2
 Plymouth defeated Kitchener 4 - 3
 Windsor defeated Erie 4 - 3

CONFERENCE SEMI-FINALS

Mississauga defeated Sudbury 4 - 0
 Niagara defeated Oshawa 4 - 1
 Owen Sound defeated Plymouth 4 - 0
 Windsor defeated Saginaw 4 - 2

ROGERS OHL CONFERENCE CHAMPIONSHIPS

Mississauga defeated Niagara 4 - 1
 Owen Sound defeated Windsor 4 - 1

ROGERS OHL CHAMPIONSHIP SERIES

Owen Sound defeated Mississauga 4 - 3

2009-10 REGULAR SEASON STANDINGS

EASTERN CONFERENCE

EAST DIVISION	GP	W	L	OTL	SL	PTS	PCT	GF	GA
Ottawa 67's	68	37	23	5	3	82	.603	246	219
Kingston Frontenacs	68	33	30	2	3	71	.522	229	251
Peterborough Petes	68	29	35	1	3	62	.456	231	277
Oshawa Generals	68	24	39	3	2	53	.390	216	299
Belleville Bulls	68	20	40	2	6	48	.353	189	263

CENTRAL DIVISION

Barrie Colts	68	57	9	0	2	116	.853	327	186
Mississauga St. Michael's Majors	68	42	20	4	2	90	.662	222	175
Brampton Battalion	68	25	29	7	7	64	.471	167	181
Niagara IceDogs	68	26	34	2	6	60	.441	191	233
Sudbury Wolves	68	26	35	4	3	59	.434	193	267

WESTERN CONFERENCE

MIDWEST DIVISION	GP	W	L	OTL	SL	PTS	PCT	GF	GA
London Knights	68	49	16	1	2	101	.743	273	208
Kitchener Rangers	68	42	19	4	3	91	.669	286	236
Guelph Storm	68	35	29	3	1	74	.544	242	255
Erie Otters	68	33	28	5	2	73	.537	257	259
Owen Sound Attack	68	27	33	4	4	62	.456	221	276

WEST DIVISION

Windsor Spitfires	68	50	12	1	5	106	.779	331	203
Plymouth Whalers	68	38	27	1	2	79	.581	245	201
Sault Ste. Marie Greyhounds	68	36	27	1	4	77	.566	237	213
Saginaw Spirit	68	34	27	4	3	75	.551	240	230
Sarnia Sting	68	17	46	3	2	39	.287	184	295

LEADING SCORERS

	GP	G	A	PTS	PIM
Tyler Seguin, Plymouth Whalers	63	48	58	106	54
Taylor Hall, Windsor Spitfires	57	40	66	106	56
Luke Pitner, Barrie Colts	67	36	58	94	44
Taylor Beck, Guelph Storm	61	39	54	93	54
Nazem Kadri, London Knights	56	35	58	93	105
Zack Torquato, Erie Otters	68	31	62	93	72
Jeff Skinner, Kitchener Rangers	64	50	40	90	72
Chris MacKinnon, Kitchener Rangers	64	29	61	90	78
Jordan Skellett, Saginaw Spirit	66	26	62	88	16
Mike Cazzola, Erie Otters	68	36	50	86	74

PLAYOFF RESULTS

CONFERENCE QUARTER-FINALS

Barrie defeated Sudbury 4-0
 Ottawa defeated Niagara 4-1
 Mississauga defeated Peterborough 4-0
 Brampton defeated Kingston 4-3

Windsor defeated Erie 4-0
 London defeated Guelph 4-1
 Kitchener defeated Saginaw 4-2
 Plymouth defeated S.S. Marie 4-1

CONFERENCE SEMI-FINALS

Barrie defeated Brampton 4-0
 Mississauga defeated Ottawa 4-3
 Windsor defeated Plymouth 4-0
 Kitchener defeated London 4-3

ROGERS OHL CONFERENCE CHAMPIONSHIPS

Barrie defeated Mississauga 4-1
 Windsor defeated Kitchener 4-3

ROGERS OHL CHAMPIONSHIP SERIES

Windsor defeated Barrie 4-0

2008-09 REGULAR SEASON STANDINGS

EASTERN CONFERENCE

EAST DIVISION	GP	W	L	OTL	SL	PTS	GF	GA
Belleville Bulls	68	47	17	2	2	98	258	176
Ottawa 67's	68	40	21	5	2	87	272	231
Peterborough Petes	68	28	37	1	2	59	210	266
Oshawa Generals	68	25	35	2	6	58	213	283
Kingston Frontenacs	68	18	40	6	4	46	200	278

CENTRAL DIVISION

Brampton Battalion	68	47	19	1	1	96	264	184
Mississauga St. Michael's Majors	68	39	26	1	2	81	229	208
Barrie Colts	68	30	33	3	2	65	214	207
Niagara IceDogs	68	26	31	5	6	63	213	264
Sudbury Wolves	68	26	35	3	4	59	227	282

WESTERN CONFERENCE

MIDWEST DIVISION

	GP	W	L	OTL	SL	PTS	GF	GA
London Knights	68	49	16	1	2	101	287	194
Guelph Storm	68	35	26	4	3	77	226	209
Erie Otters	68	34	29	3	2	73	233	239
Owen Sound Attack	68	26	27	7	8	67	226	258
Kitchener Rangers	68	26	37	3	2	57	208	254

WEST DIVISION

Windsor Spitfires	68	57	10	0	1	115	311	171
Saginaw Spirit	68	36	24	4	4	80	235	219
Plymouth Whalers	68	37	26	5	0	79	253	244
Sarnia Sting	68	35	26	4	3	77	216	210
Sault Ste. Marie Greyhounds	68	19	45	2	2	42	172	290

LEADING SCORERS

	GP	G	A	PTS	PIM
John Tavares, London	56	58	46	104	54
Chris Terry, Plymouth	53	39	55	94	75
Justin DiBenedetto, Sarnia	62	45	48	93	85
Cody Hodgson, Brampton	53	43	49	92	33
Matt Caria, Plymouth	67	34	58	92	91
Taylor Hall, Windsor	63	38	52	90	60
Ryan Ellis, Windsor	57	22	67	89	57
Eric Tangradi, Belleville	55	38	50	88	61
Logan Couture, Ottawa	62	39	48	87	46
Chris MacKinnon, Kitchener	67	26	59	85	56

PLAYOFF RESULTS

CONFERENCE QUARTER-FINALS

Belleville defeated Sudbury (4 - 2)
 Brampton defeated Peterborough (4 - 0)
 Niagara defeated Ottawa (4 - 3)
 Mississauga defeated Barrie (4 - 1)

Windsor defeated Owen Sound (4 - 0)
 London defeated Erie (4 - 1)
 Saginaw defeated Guelph (4 - 0)
 Plymouth defeated Sarnia (4 - 1)

CONFERENCE SEMI-FINALS

Belleville defeated Niagara (4 - 1)
 Brampton defeated Mississauga (4 - 2)
 Windsor defeated Plymouth (4 - 2)
 London defeated Saginaw (4 - 0)

ROGERS OHL CONFERENCE FINALS

Brampton defeated Belleville (4 - 2)
 Windsor defeated London (4 - 1)

ROGERS OHL CHAMPIONSHIP SERIES

Windsor defeated Brampton (4-1)

2007-08 REGULAR SEASON STANDINGS

EASTERN CONFERENCE

EAST DIVISION	GP	W	L	OTL	SL	PTS	PCT	GF	GA
Belleville Bulls	68	48	14	4	2	102	.750	280	175
Oshawa Generals	68	38	17	6	7	89	.654	290	262
Ottawa 67's	68	29	34	2	3	63	.463	201	237
Peterborough Petes	68	28	36	1	3	60	.441	199	250
Kingston Frontenacs	68	25	41	0	2	52	.382	227	312

CENTRAL DIVISION

Brampton Battalion	68	42	22	1	3	88	.647	259	187
Niagara IceDogs	68	42	25	0	1	85	.625	272	222
Mississauga St. Michael's Majors	68	31	32	2	3	67	.493	203	243
Barrie Colts	68	28	34	3	3	62	.456	185	223
Sudbury Wolves	68	17	46	2	3	39	.287	175	292

WESTERN CONFERENCE

MIDWEST DIVISION	GP	W	L	OTL	SL	PTS	PCT	GF	GA
Kitchener Rangers	68	53	11	1	3	110	.809	289	174
London Knights	68	38	24	4	2	82	.603	250	230
Guelph Storm	68	34	25	5	4	77	.566	213	187
Owen Sound Attack	68	20	41	2	5	47	.346	200	290
Erie Otters	68	18	46	2	2	40	.294	206	343

WEST DIVISION

Sault Ste. Marie Greyhounds	68	44	18	2	4	94	.691	247	173
Windsor Spitfires	68	41	15	7	5	94	.691	279	205
Sarnia Sting	68	37	29	2	0	76	.559	251	229
Saginaw Spirit	68	33	25	8	2	76	.559	234	231
Plymouth Whalers	68	34	28	2	4	74	.544	228	223

LEADING SCORERS

	GP	G	A	PTS	PIM
Justin Azevedo, Kitchener Rangers	67	43	81	124	69
Brett MacLean, Oshawa Generals	61	61	58	119	42
John Tavares, Oshawa Generals	59	40	78	118	69
Luca Caputi, Niagara IceDogs	66	51	60	111	107
Steven Stamkos, Sarnia Sting	61	58	47	105	88
Chris Terry, Plymouth Whalers	68	44	57	101	107
Jack Combs, Saginaw Spirit	67	42	58	100	93
Michael Swift, Niagara IceDogs	68	38	62	100	130
Dustin Jeffrey, Sault Ste. Marie Greyhounds	56	38	59	97	30
Joshua Bailey, Windsor Spitfires	67	29	67	96	32

PLAYOFF RESULTS

CONFERENCE QUARTER-FINALS

Belleville defeated Peterborough (4-1)
 Barrie defeated Brampton (4-1)
 Oshawa defeated Ottawa (4-0)
 Niagara defeated Mississauga (4-0)

Kitchener defeated Plymouth (4-0)
 Sault Ste. Marie defeated Saginaw (4-0)
 Sarnia defeated Windsor (4-1)
 Guelph defeated London (4-1)

CONFERENCE SEMI-FINALS

Belleville defeated Barrie (4-0)
 Oshawa defeated Niagara (4-2)
 Kitchener defeated Sarnia (4-0)
 Sault Ste. Marie defeated Guelph (4-1)

ROGERS OHL CONFERENCE CHAMPIONSHIPS

Belleville defeated Oshawa (4-1)
 Kitchener defeated Sault Ste. Marie (4-1)

ROGERS OHL CHAMPIONSHIP SERIES

Kitchener defeated Belleville (4-3)

2006-07 REGULAR SEASON STANDINGS

EASTERN CONFERENCE

EAST DIVISION	GP	W	L	OTL	SL	GF	GA	PTS
Belleville Bulls	68	39	24	0	5	260	227	83
Oshawa Generals	68	31	29	3	5	292	320	70
Kingston Frontenacs	68	31	30	5	2	269	284	69
Ottawa 67's	68	30	34	0	4	242	263	64
Peterborough Petes	68	24	39	1	4	198	274	53

CENTRAL DIVISION

Barrie Colts	68	48	19	0	1	273	193	97
Mississauga IceDogs	68	43	21	0	4	326	251	90
Sudbury Wolves	68	29	30	3	6	225	241	67
Brampton Battalion	68	27	36	1	4	214	277	59
Toronto St. Michael's Majors	68	20	41	4	3	225	325	47

WESTERN CONFERENCE

MIDWEST DIVISION	GP	W	L	OTL	SL	GF	GA	PTS
London Knights	68	50	14	1	3	311	231	104
Kitchener Rangers	68	47	17	1	3	262	187	98
Guelph Storm	68	33	23	3	9	215	200	78
Owen Sound Attack	68	31	30	3	4	256	261	69
Erie Otters	68	15	50	1	2	209	378	33

WEST DIVISION

Plymouth Whalers	68	49	14	2	3	299	173	103
Saginaw Spirit	68	44	21	0	3	291	217	91
Sault Ste. Marie Greyhounds	68	37	23	1	7	227	219	82
Sarnia Sting	68	34	24	5	5	270	241	78
Windsor Spitfires	68	18	43	2	5	209	311	43

LEADING SCORERS

	GP	G	A	PTS	PIM
Patrick Kane, London *	58	62	83	145	52
John Tavares, Oshawa	67	72	62	134	60
Sergei Kostitsyn, London	59	40	91	131	76
Tyler Donati, Belleville	66	54	75	129	52
Sam Gagner, London *	53	35	83	118	36
Bryan Little, Barrie	57	41	66	107	77
Evan Brophey, Plymouth	68	36	71	107	91
Bobby Ryan, Owen Sound	63	43	59	102	63
Brett MacLean, Oshawa	68	47	53	100	43
Bobby Hughes, Kingston	59	40	56	96	76

PLAYOFF RESULTS

CONFERENCE QUARTER-FINALS

Barrie defeated Brampton 4-0
 Belleville defeated Ottawa 4-1
 Sudbury defeated Mississauga 4-1
 Oshawa defeated Kingston 4-1

London defeated Owen Sound 4-0
 Plymouth defeated Guelph 4-0
 Kitchener defeated Sarnia 4-0
 Sault Ste. Marie defeated Saginaw 4-2

CONFERENCE SEMI-FINALS

Sudbury defeated Barrie 4-0
 Belleville defeated Oshawa 4-0
 London defeated Sault Ste. Marie 4-3
 Plymouth defeated Kitchener 4-1

CONFERENCE FINALS

Sudbury defeated Belleville 4-2
 Plymouth defeated London 4-1

OHL CHAMPIONSHIP SERIES

Plymouth defeated Sudbury 4-2

2005-06 REGULAR SEASON STANDINGS

EASTERN CONFERENCE

EAST DIVISION	GP	W	L	OTL	SL	GF	GA	PTS
Peterborough Petes	68	47	16	2	3	269	199	99
Kingston Frontenacs	68	37	24	4	3	258	237	81
Belleville Bulls	68	32	28	5	3	202	225	72
Ottawa 67's	68	29	31	5	3	240	244	66
Oshawa Generals	68	18	45	4	1	233	330	41

CENTRAL DIVISION

Brampton Battalion	68	44	21	1	2	275	222	91
Barrie Colts	68	43	21	1	3	258	194	90
Sudbury Wolves	68	34	28	1	5	227	222	74
Toronto St. Michael's Majors	68	32	26	6	4	259	285	74
Mississauga IceDogs	68	21	40	5	2	192	299	49

WESTERN CONFERENCE

MIDWEST DIVISION	GP	W	L	OTL	SL	GF	GA	PTS
London Knights	68	49	15	1	3	304	211	102
Kitchener Rangers	68	47	19	1	1	255	165	96
Guelph Storm	68	40	24	1	3	232	206	84
Owen Sound Attack	68	32	29	4	3	239	239	71
Erie Otters	68	26	35	4	3	219	266	59

WEST DIVISION

Plymouth Whalers	68	35	28	1	4	227	225	75
Saginaw Spirit	68	36	30	2	0	242	246	74
Windsor Spitfires	68	32	29	3	4	247	253	71
Sault Ste. Marie Greyhounds	68	29	31	3	5	201	213	66
Sarnia Sting	68	17	46	2	3	197	295	39

LEADING SCORERS

	GP	G	A	PTS	PIM
Rob Schremp, London	57	57	88	145	74
David Bolland, London	59	57	73	130	104
Wojtek Wolski, Brampton	56	47	81	128	46
Dylan Hunter, London	62	32	85	117	50
Evan McGrath, Kitchener	67	37	77	114	63
Justin Donati, Toronto	62	46	63	109	50
Bryan Little, Barrie	64	42	67	109	99
Peter Tsimikalis, Oshawa	64	29	70	99	69
Cal O'Reilly, Windsor	68	18	81	99	8
Bobby Ryan, Owen Sound	59	31	64	95	44

PLAYOFF RESULTS

CONFERENCE QUARTER-FINALS

Peterborough defeated Ottawa (4-2)
 Brampton defeated Belleville (4-2)
 Barrie defeated Toronto (4-0)
 Sudbury defeated Kingston (4-2)

London defeated Sault Ste. Marie (4-0)
 Plymouth defeated Windsor (4-3)
 Owen Sound defeated Kitchener (4-1)
 Guelph defeated Saginaw (4-0)

CONFERENCE SEMI-FINALS

Peterborough defeated Sudbury (4-0)
 Barrie defeated Brampton (4-1)
 London defeated Owen Sound (4-2)
 Guelph defeated Plymouth (4-2)

CONFERENCE FINALS

Peterborough defeated Barrie (4-1)
 London defeated Guelph (4-1)

OHL CHAMPIONSHIP SERIES

Peterborough defeated London (4-0)

2004-05 REGULAR SEASON STANDINGS

EASTERN CONFERENCE

EAST DIVISION	GP	W	L	T	OTL	GF	GA	PTS
Peterborough Petes	68	34	21	9	4	238	215	81
Ottawa 67's	68	34	26	7	1	244	210	76
Belleville Bulls	68	29	29	6	4	176	208	68
Kingston Frontenacs	68	28	33	4	3	219	242	63
Oshawa Generals	68	15	48	3	2	173	289	35

CENTRAL DIVISION

Mississauga IceDogs	68	34	21	12	1	207	172	81
Barrie Colts	68	33	23	9	3	232	210	78
Brampton Battalion	68	33	24	9	2	214	200	77
Sudbury Wolves	68	32	23	6	7	201	185	77
Toronto St. Michael's Majors	68	29	30	6	3	177	202	67

WESTERN CONFERENCE

MIDWEST DIVISION	GP	W	L	T	OTL	GF	GA	PTS
London Knights	68	59	7	2	0	310	125	120
Owen Sound Attack	68	40	18	7	3	245	187	90
Kitchener Rangers	68	35	20	9	4	235	187	83
Erie Otters	68	31	26	6	5	186	207	73
Guelph Storm	68	23	34	10	1	167	189	57

WEST DIVISION

Sault Ste. Marie Greyhounds	68	33	25	9	1	210	188	76
Plymouth Whalers	68	30	29	6	3	198	204	69
Windsor Spitfires	68	26	29	6	7	223	253	65
Saginaw Spirit	68	18	42	4	4	150	260	44
Sarnia Sting	68	16	41	6	5	156	228	43

LEADING SCORERS

	GP	G	A	PTS	PIM
Corey Perry, London	60	47	83	130	117
Dylan Hunter, London	67	31	73	104	64
Brad Richardson, Owen Sound	68	41	56	97	60
Rob Schremp, London	62	41	49	90	54
Patrick O'Sullivan, Mississauga	57	31	59	90	63
Bobby Ryan, Owen Sound	62	37	52	89	51
Evan McGrath, Kitchener	67	28	59	87	51
Rob Hisey, Barrie/Erie	66	29	57	86	81
David Bolland, London	66	34	51	85	97
Liam Reddax, Peterborough	68	36	46	82	38
Daniel Ryder, Peterborough	68	29	53	82	55

PLAYOFF RESULTS

CONFERENCE QUARTER-FINALS

Toronto defeated Mississauga (4-1)
 Peterborough defeated Belleville (4-1)
 Ottawa defeated Barrie (4-2)
 Sudbury defeated Brampton (4-2)

London defeated Guelph (4-0)
 Windsor defeated Sault Ste. Marie (4-3)
 Owen Sound defeated Plymouth (4-0)
 Kitchener defeated Erie (4-2)

CONFERENCE SEMI-FINALS

Peterborough defeated Toronto (4-1)
 Ottawa defeated Sudbury (4-2)
 London defeated Windsor (4-0)
 Kitchener defeated Owen Sound (4-0)

CONFERENCE FINALS

Ottawa defeated Peterborough (4-0)
 London defeated Kitchener (4-1)

CHAMPIONSHIP SERIES

London defeated Ottawa (4-1)

2003-04 REGULAR SEASON STANDINGS

EASTERN CONFERENCE

EAST DIVISION	GP	W	L	T	OTL	GF	GA	PTS
Ottawa 67's	68	29	26	9	4	238	220	71
Kingston Frontenacs	68	30	28	7	3	210	221	70
Oshawa Generals	68	30	29	8	1	188	206	69
Peterborough Petes	68	22	40	3	3	191	244	50
Belleville Bulls	68	15	44	8	1	172	279	39

CENTRAL DIVISION

Toronto St. Michael's Majors	68	38	21	7	2	210	187	85
Mississauga IceDogs	68	36	21	7	4	217	199	83
Barrie Colts	68	31	21	12	4	196	171	78
Brampton Battalion	68	25	32	9	2	180	221	61
Sudbury Wolves	68	25	32	6	5	185	220	61

WESTERN CONFERENCE

MIDWEST DIVISION	GP	W	L	T	OTL	GF	GA	PTS
London Knights	68	53	11	2	2	300	147	110
Guelph Storm	68	49	14	5	0	276	182	103
Kitchener Rangers	68	34	26	6	2	254	235	76
Owen Sound Attack	68	30	27	7	4	202	210	71
Erie Otters	68	29	26	6	7	221	212	71

WEST DIVISION

Sarnia Sting	68	37	23	4	4	220	210	82
Plymouth Whalers	68	32	24	9	3	220	204	76
Windsor Spitfires	68	27	30	3	8	201	219	65
Sault Ste. Marie Greyhounds	68	30	34	3	1	196	223	64
Saginaw Spirit	68	16	45	3	4	161	228	39

LEADING SCORERS

	GP	G	A	PTS	PIM
Corey Locke, OTT	65	51	67	118	82
Corey Perry, LDN	66	40	73	113	98
Martin St. Pierre, GUE	68	45	65	110	95
Eric Himelfarb, KGN	67	37	70	107	80
Dan Sisco, SAR	67	34	66	100	89
Rob Hisey, ER	63	38	58	96	63
Michael Richards, KIT	58	36	53	89	82
Scott Sheppard, LDN	68	29	59	88	75
Patrick O'Sullivan, MIS	53	43	39	82	32
John Mitchell, PLY	65	28	54	82	45

PLAYOFF RESULTS

CONFERENCE QUARTER-FINALS

Toronto defeated Sudbury (4-3)
 Brampton defeated Ottawa (4-3)
 Mississauga defeated Oshawa (4-3)
 Barrie defeated Kingston (4-1)

London defeated Windsor (4-0)
 Erie defeated Sarnia (4-1)
 Guelph defeated Owen Sound (4-3)
 Plymouth defeated Kitchener (4-1)

CONFERENCE SEMI-FINALS

Toronto defeated Brampton (4-1)
 Mississauga defeated Barrie (4-3)
 London defeated Erie (4-0)
 Guelph defeated Plymouth (4-0)

CONFERENCE FINALS

Mississauga defeated Toronto (4-2)
 Guelph defeated London (4-3)

CHAMPIONSHIP SERIES

Guelph defeated Mississauga (4-0)

2002-03 REGULAR SEASON STANDINGS

EASTERN CONFERENCE

EAST DIVISION	GP	W	L	T	OTL	GF	GA	PTS
Ottawa 67's	68	44	14	7	3	318	210	98
Peterborough Petes	68	32	22	11	3	222	215	78
Bellefonte Bulls	68	33	27	6	2	195	200	74
Oshawa Generals	68	34	30	2	2	243	225	72
Kingston Frontenacs	68	25	37	2	4	222	287	56

CENTRAL DIVISION

Brampton Battalion	68	34	24	6	4	239	202	78
Toronto St. Michael's Majors	68	32	24	7	5	207	214	76
Barrie Colts	68	29	26	4	9	228	223	71
Mississauga IceDogs	68	23	31	11	3	212	231	60
Sudbury Wolves	68	16	46	4	2	175	273	38

WESTERN CONFERENCE

MIDWEST DIVISION	GP	W	L	T	OTL	GF	GA	PTS
Kitchener Rangers	68	46	14	5	3	275	188	100
London Knights	68	31	27	7	3	220	205	72
Guelph Storm	68	29	28	9	2	217	208	69
Owen Sound Attack	68	27	30	7	4	206	243	65
Erie Otters	68	24	35	6	3	181	248	57

WEST DIVISION

Plymouth Whalers	68	43	14	9	2	259	174	97
Sarnia Sting	68	41	19	7	1	251	193	90
Windsor Spitfires	68	37	25	5	1	259	221	80
Sault Ste. Marie Greyhounds	68	26	33	6	3	232	284	61
Saginaw Spirit	68	11	45	5	7	158	275	34

LEADING SCORERS

	GP	G	A	PTS	PIM
Corey Locke, OTT	66	63	88	151	83
Matt Foy, OTT	68	61	71	132	112
Chad Larose, PLY	67	61	56	117	52
Joey Tenute, SAR	68	41	71	112	75
Kyle Wellwood, WSR	57	41	59	100	0
Jamie Johnson, OSH	68	24	76	100	34
Eric Staal, PBO	66	39	59	98	36
Matthew Stajan, BELV	57	34	60	94	75
Kris Newbury, SAR	64	34	58	92	149
Brandon Nolan, OSH	68	36	52	88	57
Ryan Ramsay, PLY	59	33	55	88	97

PLAYOFF RESULTS

CONFERENCE QUARTER-FINALS

Ottawa defeated Mississauga (4-1)
 Brampton defeated Barrie (4-2)
 Oshawa defeated Peterborough (4-3)
 Toronto defeated Belleville (4-3)

Kitchener defeated S.S. Marie (4-0)
 Plymouth defeated Owen Sound (4-0)
 Guelph defeated Sarnia (4-2)
 London defeated Windsor (4-3)

CONFERENCE SEMI-FINALS

Ottawa defeated Oshawa (4-2)
 Toronto defeated Brampton (4-1)
 Kitchener defeated Guelph (4-1)
 Plymouth defeated London (4-3)

CONFERENCE FINALS

Ottawa defeated Toronto (4-3)
 Kitchener defeated Plymouth (4-3)

CHAMPIONSHIP SERIES

Kitchener defeated Ottawa (4-1)

2001-02 REGULAR SEASON STANDINGS

EASTERN CONFERENCE

EAST DIVISION	GP	W	L	T	OTL	GF	GA	PTS
Belleville Bulls	68	39	23	4	2	279	218	84
Ottawa 67's	68	36	20	10	2	262	218	84
Peterborough Petes	68	33	22	7	6	242	215	79
Oshawa Generals	68	23	33	7	5	205	247	58
Kingston Frontenacs	68	18	37	9	4	197	272	49

CENTRAL DIVISION

Toronto St. Michael's Majors	68	40	19	8	1	230	177	89
Barrie Colts	68	38	19	9	2	226	192	87
Sudbury Wolves	68	25	33	5	5	171	216	60
North Bay Centennials	68	18	37	8	5	185	247	49
Mississauga IceDogs	68	11	47	6	4	212	327	32

WESTERN CONFERENCE

WEST DIVISION	GP	W	L	T	OTL	GF	GA	PTS
Plymouth Whalers	68	39	15	12	2	249	166	92
Sault Ste. Marie Greyhounds	68	38	20	10	0	237	200	86
Windsor Spitfires	68	33	24	6	5	253	229	77
Sarnia Sting	68	27	29	5	7	236	260	66
London Knights	68	24	27	10	7	210	249	65

MIDWEST DIVISION

Erie Otters	68	41	22	4	1	246	218	87
Guelph Storm	68	37	23	7	1	264	235	82
Kitchener Rangers	68	35	22	10	1	257	190	81
Owen Sound Attack	68	24	31	10	3	200	240	61
Brampton Battalion	68	26	35	5	2	215	258	59

LEADING SCORERS

	GP	G	A	PTS	PIM
Robinson, Nathan, BELV	67	47	63	110	74
Renzi, Mike, BELV	68	44	64	108	127
Spezza, Jason, BELV	53	42	63	105	42
Newbury, Kris, SAR	66	42	62	104	141
Pecker, Cory, ER	56	53	46	99	108
Jamieson, Dusty, SAR	68	44	53	97	33
Bootland, Darryl, TOR	61	41	56	97	137
Delisle, Miguel, OTT	67	55	40	95	73
O'Sullivan, Patrick, MIS *	68	34	58	92	61
Stathopoulos, Mike, LDN	68	28	62	90	24

PLAYOFF RESULTS

TIE-BREAKER

North Bay 6, Kingston 2

CONFERENCE QUARTER-FINALS

Toronto defeated North Bay (4-0)

Belleville defeated Oshawa (4-1)

Barrie defeated Sudbury (4-1)

Ottawa defeated Peterborough (4-2)

London defeated Plymouth (4-2)

Erie defeated Sarnia (4-1)

Windsor defeated S.S. Marie (4-2)

Guelph defeated Kitchener (4-0)

CONFERENCE SEMI-FINALS

Toronto defeated Ottawa (4-3)

Barrie defeated Belleville (4-2)

Erie defeated London (4-2)

Windsor defeated Guelph (4-1)

CONFERENCE FINALS

Barrie defeated Toronto (4-0)

Erie defeated Windsor (4-1)

CHAMPIONSHIP SERIES

Erie defeated Barrie (4-1)

2000-01 REGULAR SEASON STANDINGS

EASTERN CONFERENCE

EAST DIVISION	GP	W	L	T	RT	GF	GA	PTS
Belleville Bulls	68	37	23	5	3	275	224	82
Ottawa 67's	68	33	21	10	4	249	201	80
Peterborough Petes	68	30	28	8	2	221	213	70
Kingston Frontenacs	68	28	28	11	1	232	218	68
Oshawa Generals	68	20	36	7	5	184	254	52

CENTRAL DIVISION

Sudbury Wolves	68	35	22	8	3	237	196	81
Toronto St. Michael's Majors	68	35	23	8	2	213	188	80
North Bay Centennials	68	32	28	6	2	232	220	72
Barrie Colts	68	29	28	7	4	214	230	69
Mississauga IceDogs	68	3	56	7	2	157	380	15

WESTERN CONFERENCE

WEST DIVISION	GP	W	L	T	RT	GF	GA	PTS
Plymouth Whalers	68	43	15	5	5	253	162	96
Windsor Spitfires	68	34	22	8	4	257	221	80
Sarnia Sting	68	28	31	7	2	235	244	65
London Knights	68	26	34	5	3	222	263	60
Sault Ste. Marie Greyhounds	68	23	38	4	3	188	256	53

MIDWEST DIVISION

Erie Otters	68	45	11	10	2	264	171	102
Guelph Storm	68	34	23	9	2	227	205	79
Brampton Battalion	68	33	22	9	4	231	210	79
Owen Sound Attack	68	31	27	7	3	256	236	72
Kitchener Rangers	68	26	36	6	0	183	247	58

LEADING SCORERS

	GP	G	A	PTS	PIM
Wellwood, Kyle, BELV	68	35	83	118	47
Spezza, Jason, WSR	56	43	73	116	28
Radivojevic, Branko, BELV	61	34	70	104	45
Rowe, Randy, BELV	63	64	38	102	35
Boyes, Brad, ER	59	45	45	90	27
MacKenzie, Derek, SBY	62	40	49	89	25
Baird, Jason, ER	68	30	58	88	27
Weiss, Stephen, PLY	62	40	47	87	28
Ott, Steve, WSR	55	50	37	87	40
Jaspers, Jason, SBY	63	42	42	84	26

PLAYOFF RESULTS

CONFERENCE QUARTER-FINALS

Belleville defeated Kingston 4-0
 Sudbury defeated Barrie 4-1
 Toronto defeated Peterborough 4-3
 Ottawa defeated North Bay 4-0

Erie defeated London 4-1
 Plymouth defeated Sarnia 4-0
 Windsor defeated Owen Sound 4-1
 Brampton defeated Guelph 4-0

CONFERENCE SEMI-FINALS

Ottawa defeated Belleville 4-2
 Toronto defeated Sudbury 4-3
 Erie defeated Brampton 4-1
 Plymouth defeated Windsor 4-0

CONFERENCE FINALS

Ottawa defeated Toronto 4-0
 Plymouth defeated Erie 4-1

CHAMPIONSHIP SERIES

Ottawa defeated Plymouth 4-2

1999-2000 REGULAR SEASON STANDINGS

EASTERN CONFERENCE

EAST DIVISION	GP	W	L	T	RT	GF	GA	PTS
Ottawa 67's	68	43	21	4	1	269	189	91
Belleville Bulls	68	44	22	2	0	319	227	90
Kingston Frontenacs	68	38	25	5	3	258	245	84
Peterborough Petes	68	34	27	7	1	242	219	76
Oshawa Generals	68	32	32	4	2	227	224	70

CENTRAL DIVISION

Barrie Colts	68	43	19	6	1	306	212	93
Sudbury Wolves	68	39	24	5	1	262	221	84
North Bay Centennials	68	24	38	6	3	214	253	57
Toronto St. Michael's Majors	68	18	48	2	4	203	281	42
Mississauga Ice Dogs	68	9	58	1	2	160	346	21

WESTERN CONFERENCE

MIDWEST DIVISION	GP	W	L	T	RT	GF	GA	PTS
Erie Otters	68	33	31	4	3	224	229	73
Kitchener Rangers	68	28	34	6	4	229	256	66
Brampton Battalion	68	25	32	11	4	213	226	65
Guelph Storm	68	29	35	4	1	250	256	63
Owen Sound Platers	68	21	41	6	6	237	292	54

WEST DIVISION

Plymouth Whalers	68	45	19	4	1	256	172	95
Sault Ste. Marie Greyhounds	68	37	25	6	5	270	217	85
Sarnia Sting	68	33	27	8	0	211	189	74
Windsor Spitfires	68	35	31	2	1	213	231	73
London Knights	68	22	39	7	3	186	250	54

LEADING SCORERS

	GP	G	A	PTS	PIM
Sheldon Keefe, BAR	66	48	73	121	95
Norm Milley, SBY	68	52	60	112	47
Jason Jaspers, SBY	68	46	61	107	107
Denis Shvidki, BAR	61	41	65	106	55
Michael Zigomanis, KGN	59	40	54	94	49
Jonathan Cheechoo, BELV	66	45	46	91	102
Raffi Torres, BRA	68	43	48	91	40
Taylor Pyatt, SBY	68	40	49	89	98
Mike Jefferson, BAR	58	34	53	87	203
Brent Gauvreau, OSH	59	34	53	87	74
Jonathan Schill, KGN	65	39	48	87	79
Derek Roy, KIT *	66	34	53	87	44

PLAYOFF RESULTS

CONFERENCE QUARTER-FINALS

Barrie defeated North Bay (4-2)
 Ottawa defeated Oshawa (4-1)
 Belleville defeated Peterborough (4-1)
 Sudbury defeated Kingston (4-1)

Plymouth defeated Guelph (4-2)
 Erie defeated Brampton (4-2)
 S.S. Marie defeated Kitchener (4-1)
 Windsor defeated Sarnia (4-3)

CONFERENCE SEMI-FINALS

Barrie defeated Sudbury (4-3)
 Belleville defeated Ottawa (4-2)
 Plymouth defeated Windsor (4-1)
 S.S. Marie defeated Erie (4-3)

CONFERENCE FINALS

Barrie defeated Belleville (4-1)
 Plymouth defeated S.S. Marie (4-1)

CHAMPIONSHIP SERIES

Barrie defeated Plymouth (4-3)

1998-99 REGULAR SEASON STANDINGS

EASTERN CONFERENCE

EAST DIVISION	GP	W	L	T	GF	GA	PTS
Ottawa 67's	68	48	13	7	305	164	103
Belleville Bulls	68	39	22	7	334	246	85
Oshawa Generals	68	39	24	5	280	217	83
Peterborough Petes	68	40	26	2	266	213	82
Kingston Frontenacs	68	22	42	4	240	320	48

CENTRAL DIVISION

Barrie Colts	68	49	13	6	343	192	104
Sudbury Wolves	68	25	35	8	261	288	58
North Bay Centennials	68	22	40	6	215	248	50
Toronto St. Michael's Majors	68	20	42	6	214	316	46
Mississauga Ice Dogs	68	4	61	3	145	426	11

WESTERN CONFERENCE

MIDWEST DIVISION	GP	W	L	T	GF	GA	PTS
Guelph Storm	68	44	22	2	300	218	90
Owen Sound Platers	68	39	24	5	312	293	83
Erie Otters	68	31	33	4	271	297	66
Kitchener Rangers	68	23	39	6	205	257	52
Brampton Battalion	68	8	57	3	198	362	19

WEST DIVISION

Plymouth Whalers	68	51	13	4	313	162	106
Sarnia Sting	68	37	25	6	279	216	80
London Knights	68	34	30	4	260	217	72
Sault Ste. Marie Greyhounds	68	31	29	8	244	242	70
Windsor Spitfires	68	23	39	6	203	294	52

LEADING SCORERS

	GP	G	A	PTS	PIM
Peter Sarno, SAR	68	37	93	130	49
Norm Milley, SBY	68	52	68	120	47
Sheldon Keefe, BAR *	66	51	65	116	140
Adam Colagiacomo, PLY	67	40	68	108	89
Mike Fisher, SBY	68	41	65	106	55
Daniel Tkaczuk, BAR	58	43	62	105	58
Harold Druken, PLY	60	58	45	103	34
Kevin Colley, OSH	63	39	62	101	68
Justin Papineau, BELV	68	52	47	99	28
Ivan Novoseltsev, SAR	68	57	39	96	45

PLAYOFF RESULTS

TIE BREAKER

Windsor 2 Kitchener 1

CONFERENCE QUARTER-FINALS

Guelph defeated Erie (4-1)
 Owen Sound defeated S.S. Marie (4-1)
 London defeated Sarnia (4-2)
 Plymouth defeated Windsor (4-0)

Barrie defeated Kingston (4-1)
 Ottawa defeated North Bay (4-0)
 Belleville defeated Sudbury (4-0)
 Oshawa defeated Peterborough (4-1)

CONFERENCE SEMI-FINALS

London defeated Plymouth (4-3)
 Owen Sound defeated Guelph (4-2)
 Oshawa defeated Barrie (4-3)
 Belleville defeated Ottawa (4-1)

CONFERENCE FINALS

London defeated Owen Sound (4-1)
 Belleville defeated Oshawa (4-1)

CHAMPIONSHIP SERIES

Belleville defeated London (4-3)

1997-98 REGULAR SEASON STANDINGS

	GP	W	L	T	GF	GA	PTS
EAST DIVISION							
Ottawa 67's	66	40	17	9	286	172	89
Belleville Bulls	66	41	22	3	315	239	85
Kingston Frontenacs	66	35	27	4	330	275	74
Oshawa Generals	66	26	32	8	214	247	60
Peterborough Petes	66	20	36	10	212	273	50
Toronto St. Michael's Majors	66	15	42	9	154	265	39

CENTRAL DIVISION							
Guelph Storm	66	42	18	6	263	189	90
Barrie Colts	66	38	23	5	236	215	81
Kitchener Rangers	66	27	29	10	224	239	64
Owen Sound Platers	66	27	34	5	270	312	59
Sudbury Wolves	66	25	34	7	257	268	57
North Bay Centennials	66	15	45	6	213	291	36

WEST DIVISION							
London Knights	66	40	21	5	301	238	85
Plymouth Whalers	66	37	22	7	279	223	81
Sarnia Sting	66	32	22	13	253	227	77
Erie Otters	66	33	28	5	261	252	71
Sault Ste. Marie Greyhounds	66	20	39	7	232	296	47
Windsor Spitfires	66	19	42	5	261	340	43

LEADING SCORERS	GP	G	A	PTS	PIM
Peter Sarno, WSR	64	33	88	121	18
Jeremy Adduono, SBY	66	37	69	106	40
David Legwand, PLY *	59	54	51	105	56
Maxim Spiridonov, LDN	66	54	44	98	52
Colin Chaulk, KGN	60	34	62	96	118
Rob Mailloux, KGN	65	55	40	95	53
Jay Legault, LDN	61	39	56	95	87
Jon Sim, SAR	59	44	50	94	95
Justin Papineau, BELV	66	41	53	94	34
Jeff Martin, WSR	65	40	54	94	48
Mark Cadotte, LDN	67	39	55	94	76
Chris Allen, KGN	66	38	56	94	91

PLAYOFF RESULTS

DIVISION QUARTER-FINALS

Belleville defeated Peterborough (4-0)
 Kingston defeated Oshawa (4-3)
 Sudbury defeated Barrie (4-2)

Owen Sound defeated Kitchener (4-2)
 London defeated Erie (4-3)
 Plymouth defeated Sarnia (4-1)

QUARTER FINALS

Guelph defeated Sudbury (4-0)
 Ottawa defeated Owen Sound (4-1)
 London defeated Kingston (4-1)
 Plymouth defeated Belleville (4-2)

SEMI-FINALS

Guelph defeated Plymouth (4-0)
 Ottawa defeated London (4-0)

CHAMPIONSHIP SERIES

Guelph defeated Ottawa (4-1)

1996-97 REGULAR SEASON STANDINGS

	GP	W	L	T	GF	GA	PTS
EAST DIVISION							
Ottawa 67's	66	49	11	6	320	177	104
Oshawa Generals	66	41	18	7	287	202	89
Peterborough Petes	66	39	25	2	251	238	80
Kingston Frontenacs	66	25	35	6	257	277	56
Belleville Bulls	66	22	37	7	235	278	51
North Bay Centennials	66	14	44	8	214	337	36
CENTRAL DIVISION							
Kitchener Rangers	66	34	22	10	274	235	78
Guelph Storm	66	35	25	6	300	251	76
Barrie Colts	66	33	23	10	272	236	76
Owen Sound Platers	66	27	37	2	258	318	56
Erie Otters	66	23	36	7	240	260	53
Sudbury Wolves	66	21	37	8	251	302	50
WEST DIVISION							
Sault Ste. Marie Greyhounds	66	39	17	10	309	220	88
Sarnia Sting	66	35	24	7	286	251	77
Windsor Spitfires	66	29	29	8	303	285	66
Detroit Whalers	66	26	34	6	230	270	58
London Knights	66	13	51	2	215	365	28

LEADING SCORERS

	GP	G	A	PTS	PIM
Marc Savard, OSH	64	43	87	130	94
Joe Thornton, SSM	59	41	81	122	123
Alyn McCauley, OTT	50	56	56	112	18
Richard Uniacke, SSM	66	44	66	110	28
Trevor Letowski, SAR	55	35	72	107	51
Todd Norman, GUE	66	47	58	105	41
Joe Seroski, SSM	61	54	49	103	14
Jan Bulis, BAR	64	42	61	103	42
Jon Sim, SAR	64	56	39	95	100
Matt Cooke, WSR	65	45	50	95	146

PLAYOFF RESULTS

DIVISION QUARTER-FINALS

Ottawa defeated Belleville (4-2)
 Peterborough defeated Kingston (4-1)
 Guelph defeated Erie (4-1)
 Barrie defeated Owen Sound (4-0)
 S.S. Marie defeated Detroit (4-1)
 Sarnia defeated Windsor (4-1)

SEMI-FINALS

Ottawa defeated Guelph (4-3)
 Oshawa defeated Kitchener (4-2)

CHAMPIONSHIP SERIES

Oshawa defeated Ottawa (4-2)

QUARTER-FINALS

Ottawa defeated Barrie (4-1)
 Guelph defeated S.S. Marie (4-2)
 Kitchener defeated Sarnia (4-3)
 Oshawa defeated Peterborough (4-2)

1995-96 REGULAR SEASON STANDINGS

	GP	W	L	T	GF	GA	PTS
EAST DIVISION							
Ottawa 67's	66	39	22	5	258	200	83
Peterborough Petes	66	35	22	9	289	235	79
Belleville Bulls	66	35	26	5	300	250	75
Oshawa Generals	66	30	28	8	248	238	68
Kingston Frontenacs	66	29	31	6	266	267	64
North Bay Centennials	66	14	45	7	242	360	35

CENTRAL DIVISION							
Guelph Storm	66	45	16	5	297	186	95
Kitchener Rangers	66	35	28	3	253	230	73
Niagara Falls Thunder	66	29	30	7	248	238	65
Owen Sound Platers	66	29	32	5	274	313	63
Barrie Colts	66	28	31	7	258	266	63
Sudbury Wolves	66	27	36	3	262	288	57

WEST DIVISION							
Detroit Whalers	66	40	22	4	319	243	84
Sarnia Sting	66	39	23	4	330	276	82
Sault Ste. Marie Greyhounds	66	38	23	5	312	254	81
Windsor Spitfires	66	21	41	4	256	312	46
London Knights	66	3	60	3	179	435	9

	GP	G	A	PTS	PIM
Aaron Brand, SAR	66	46	73	119	110
Daniel Cleary, BELV	64	53	62	115	74
Sean Haggerty, DET	66	60	51	111	78
Trevor Gallant, NB	63	47	58	105	33
Jon Sim, SAR	63	56	46	102	130
Richard Uniacke, SSM	66	48	54	102	38
Cameron Mann, PBO	66	42	60	102	108
Trevor Letowski, SAR	66	36	63	99	66
Lee Jinman, DET	64	29	68	97	49
Rob Shearer, WSR	63	40	53	93	74

PLAYOFF RESULTS

DIVISION QUARTER-FINALS

Peterborough defeated Kingston (4-1)
 Belleville defeated Oshawa (4-1)
 Kitchener defeated Barrie (4-3)
 Niagara Falls defeated Owen Sound (4-2)
 Detroit defeated Windsor (4-3)
 Sarnia defeated S.S. Marie (4-0)

QUARTER-FINALS

Guelph defeated Niagara Falls (4-0)
 Detroit defeated Kitchener (4-1)
 Belleville defeated Ottawa (4-0)
 Peterborough defeated Sarnia (4-2)

SEMI-FINALS

Guelph defeated Belleville (4-1)
 Peterborough defeated Detroit (4-1)

CHAMPIONSHIP SERIES

Peterborough defeated Guelph (4-3)

1994-95 REGULAR SEASON STANDINGS

	GP	W	L	T	GF	GA	PTS
EAST DIVISION							
Kingston Frontenacs	66	40	19	7	284	224	87
Oshawa Generals	66	40	21	5	300	242	85
North Bay Centennials	66	35	27	4	272	247	74
Belleville Bulls	66	32	31	3	295	287	67
Peterborough Petes	66	26	34	6	255	286	58
Ottawa 67's	66	22	38	6	232	276	50

CENTRAL DIVISION							
Guelph Storm	66	47	14	5	330	200	99
Sudbury Wolves	66	53	17	6	314	208	92
Owen Sound Platers	66	22	38	6	239	299	50
Niagara Falls Thunder	66	18	40	8	231	298	44
Kitchener Rangers	66	18	42	6	216	296	42

WEST DIVISION							
Detroit Jr. Red Wings	66	44	18	4	306	223	92
Windsor Spitfires	66	41	22	3	303	232	85
Sarnia Sting	66	24	37	5	250	292	53
London Knights	66	18	44	4	210	309	40
Sault Ste. Marie Greyhounds	66	17	45	4	228	346	38

LEADING SCORERS

	GP	G	A	PTS	PIM
Marc Savard, OSH	66	43	96	139	78
David Ling, KGN	62	61	74	135	136
Bill Bowler, WSR	61	33	102	135	63
Jeff O'Neill, GUE	57	43	81	124	56
Darryl LaFrance, OSH	57	55	67	122	10
Todd Bertuzzi, GUE	62	54	65	119	58
Dave Roche, WSR	66	55	59	114	180
Steve Washburn, OTT	63	43	63	106	72
Vitali Yachmenev, NB	59	53	52	105	8
Lee Jinman, NB	63	39	65	104	41

PLAYOFF RESULTS

DIVISION QUARTER-FINALS

Peterborough defeated Oshawa (4-3)
 Belleville defeated North Bay (4-2)
 Sudbury defeated Kitchener (4-1)
 Owen Sound defeated Niagara Falls (4-2)
 Detroit defeated London (4-0)
 Windsor defeated Sarnia (4-0)

SEMI-FINALS

Guelph defeated Belleville (4-0)
 Detroit defeated Sudbury (4-3)

CHAMPIONSHIP SERIES

Detroit defeated Guelph (4-2)

QUARTER-FINALS

Guelph defeated Owen Sound (4-0)
 Detroit defeated Peterborough (4-0)
 Belleville defeated Kingston (4-2)
 Sudbury defeated Windsor (4-2)

1993-94 REGULAR SEASON STANDINGS

	GP	W	L	T	GF	GA	PTS
EMMS DIVISION							
Detroit Junior Red Wings	66	42	20	4	312	237	88
Sault Ste. Marie Greyhounds	66	35	24	7	319	268	77
Guelph Storm	66	32	28	6	323	290	70
Owen Sound Platers	66	34	30	2	303	284	70
Kitchener Rangers	66	32	30	4	286	316	68
London Knights	66	32	30	4	293	279	68
Windsor Spitfires	66	25	36	5	253	298	55
Niagara Falls Thunder	66	21	41	4	277	352	46

LEYDEN DIVISION							
North Bay Centennials	66	46	15	5	351	226	97
Ottawa 67's	66	33	22	11	274	229	77
Sudbury Wolves	66	34	26	6	299	275	74
Belleville Bulls	66	32	28	6	303	264	70
Kingston Frontenacs	66	30	28	8	265	259	68
Oshawa Generals	66	26	32	8	272	309	60
Peterborough Petes	66	15	41	10	252	350	40
Newmarket Royals	66	9	47	10	231	377	28

LEADING SCORERS

	GP	G	A	PTS	PIM
Jason Allison, LDN	56	55	87	142	68
Kevin Brown, DET	57	54	81	135	85
Jeff O'Neill, GUE	66	45	81	126	95
Keli Corpse, KGN	63	42	84	126	55
Bill Bowler, WSR	66	47	76	123	39
Jamie Rivers, SBY	65	32	89	121	60
Trevor Gallant, KIT	66	39	80	119	49
Dave Gilmore, LDN	61	48	69	117	67
Jason MacDonald, OS	66	55	61	116	177
Sylvain Cloutier, GUE	66	45	71	116	127

PLAYOFF RESULTS

DIVISION QUARTER-FINAL

Ottawa defeated Peterborough (4-3)
 Sudbury defeated Oshawa (4-1)
 Belleville defeated Kingston (4-2)
 S.S. Marie defeated Windsor (4-0)
 Guelph defeated London (4-1)
 Owen Sound defeated Kitchener (4-1)

DIVISION SEMI-FINALS

Detroit defeated Owen Sound (4-0)
 S.S. Marie defeated Guelph (4-0)
 North Bay defeated Belleville (4-2)
 Ottawa defeated Sudbury (4-2)

SEMI-FINALS

North Bay defeated Ottawa (4-1)
 Detroit defeated S.S. Marie (4-2)

CHAMPIONSHIP SERIES

North Bay defeated Detroit (4-3)

1992-93 REGULAR SEASON STANDINGS

	GP	W	L	T	GF	GA	PTS
LEYDEN DIVISION							
Peterborough Petes	66	46	15	5	352	239	97
Kingston Frontenacs	66	36	19	11	314	265	83
Oshawa Generals	66	33	28	5	270	268	71
Sudbury Wolves	66	31	30	5	291	300	67
Newmarket Royals	66	29	28	9	310	301	67
Belleville Bulls	66	21	34	11	280	315	53
North Bay Centennials	66	22	38	6	251	299	50
Ottawa 67's	66	16	42	8	220	310	40

EMMS DIVISION							
Sault Ste. Marie Greyhounds	66	38	23	5	334	260	81
Detroit Jr. Red Wings	66	37	22	7	336	264	81
London Knights	66	32	27	7	323	292	71
Owen Sound Attack	66	29	29	8	330	324	66
Niagara Falls Thunder	66	29	30	7	299	274	65
Kitchener Rangers	66	26	31	9	280	314	61
Guelph Storm	66	27	33	6	298	360	60
Windsor Spitfires	66	19	42	5	240	343	43

LEADING SCORERS	GP	G	A	PTS	PIM
Andrew Brunette, OS	66	62	100	162	91
Bob Wren, DET	63	57	88	145	91
Kevin Brown, DET	62	50	91	141	80
Pat Peake, DET	46	58	78	136	64
Mike Harding, PBO	66	54	82	136	106
Jason Dawe, PBO	59	58	68	126	80
Bill Bowler, WSR	57	44	77	121	41
Jim Brown, OS	60	53	66	119	66
Jason Allison, LDN	66	42	76	118	50
Jeff Bes, GUE	59	48	67	115	128

PLAYOFF RESULTS

SUPER SERIES *

S.S. Marie defeated Peterborough (4-0)

FIRST ROUND

Kingston defeated North Bay (4-1)

Oshawa defeated Belleville (4-3)

Sudbury defeated Newmarket (4-3)

Detroit defeated Guelph (4-1)

London defeated Kitchener (4-3)

Owen Sound defeated Niagara Falls (4-0)

QUARTER-FINALS

Peterborough defeated Sudbury (4-3)

Kingston defeated Oshawa (4-2)

Detroit defeated London (4-1)

S.S. Marie defeated Owen Sound (4-0)

SEMI-FINALS

S.S. Marie defeated Detroit (4-1)

Peterborough defeated Kingston (4-1)

CHAMPIONSHIP SERIES

Peterborough defeated Sault Ste. Marie (4-1)

* Division champions met in a "Super Series" to determine the host of the Memorial Cup

1991-92 REGULAR SEASON STANDINGS

	GP	W	L	T	GF	GA	PTS
LEYDEN DIVISION							
Peterborough Petes	66	41	18	7	319	256	89
North Bay Centennials	66	40	21	5	323	259	85
Cornwall Royals	66	38	22	6	328	289	82
Sudbury Wolves	66	33	27	6	331	320	72
Oshawa Generals	66	31	26	9	274	273	71
Ottawa 67's	66	32	30	4	280	251	68
Belleville Bulls	66	27	27	12	314	293	66
Kingston Frontenacs	66	16	44	6	241	316	38

EMMS DIVISION							
Sault Ste. Marie Greyhounds	66	41	19	6	335	229	88
Niagara Falls Thunder	66	39	23	4	307	254	82
London Knights	66	37	25	4	310	260	78
Kitchener Rangers	66	29	30	7	283	282	65
Windsor Spitfires	66	25	33	8	272	316	58
Owen Sound Platers	66	23	41	2	260	315	48
Detroit Compuware Ambassadors	66	23	42	1	279	353	47
Guelph Storm	66	4	51	11	235	425	19

LEADING SCORERS

	GP	G	A	PTS	PIM
Todd Simon, NF	66	53	93	146	70
Brett Seguin, OTT	64	34	100	134	70
John Spoltore, NB	66	47	84	131	31
Darren McCarty, BELV	65	55	72	127	177
Chris Taylor, LDN	66	48	74	122	57
Brent Gretzky, BELV	62	43	78	121	37
Ralph Intranuovo, SSM	65	50	63	113	44
Jake Grimes, BELV	66	44	69	113	18
Colin Miller, SSM	66	37	73	110	52
Jason Dawe, PBO	66	53	55	108	55

PLAYOFF RESULTS

FIRST ROUND

North Bay defeated Belleville (4-1)
 Ottawa defeated Cornwall (4-2)
 Sudbury defeated Oshawa (4-3)
 London defeated Owen Sound (4-1)
 Kitchener defeated Windsor (4-3)
 Niagara Falls defeated Detroit (4-3)

SEMI-FINALS

S.S. Marie defeated Niagara Falls (4-1)
 North Bay defeated Peterborough (4-1)

CHAMPIONSHIP SERIES

S.S. Marie defeated North Bay (4-3)

QUARTER-FINALS

Peterborough defeated Ottawa (4-1)
 North Bay defeated Sudbury (4-0)
 Niagara Falls defeated London (4-1)
 S.S. Marie defeated Kitchener (4-3)

1990-91 REGULAR SEASON STANDINGS

	GP	W	L	T	GF	GA	PTS
LEYDEN DIVISION							
Oshawa Generals	66	47	13	6	382	233	100
North Bay Centennials	66	40	23	3	322	247	83
Belleville Bulls	66	38	21	7	324	280	83
Ottawa 67's	66	39	25	2	301	280	80
Peterborough Petes	66	33	26	7	272	254	73
Sudbury Wolves	66	33	28	5	288	265	71
Cornwall Royals	66	23	42	1	281	335	47
Kingston Frontenacs	66	15	47	4	255	382	34

EMMS DIVISION							
Sault Ste. Marie Greyhounds	66	42	21	3	303	217	87
Niagara Falls Thunder	66	39	18	9	335	259	87
London Knights	66	38	25	3	301	270	79
Windsor Spitfires	66	33	29	4	307	279	70
Kitchener Rangers	66	28	30	8	301	293	64
Hamilton Dukes	66	17	43	6	270	379	40
Owen Sound Platers	66	13	48	5	269	373	31
Detroit Compuware Ambassadors	66	11	50	5	213	378	27

LEADING SCORERS

	GP	G	A	PTS	PIM
Eric Lindros, OSH	57	71	78	149	189
Chris Taylor, LDN	65	50	78	128	50
Todd Simon, NF	65	51	74	125	35
Jason Winch, NF	66	40	82	122	16
Rob Pearson, OSH	51	63	55	118	103
Jason Firth, KIT	62	41	71	112	27
Joey St. Aubin, KIT	63	40	71	111	90
Brett Seguin, OTT	63	24	87	111	85
Jason Cirone, WSR	63	58	52	110	97
Jarrad Skalde, BELV	55	38	66	104	35

PLAYOFF RESULTS

FIRST ROUND

Oshawa defeated Sudbury (4-1)
 North Bay defeated Peterborough (4-0)
 Ottawa defeated Belleville (4-2)
 S.S. Marie defeated Hamilton (4-0)
 Niagara Falls defeated Kitchener (4-2)
 Windsor defeated London (4-3)

QUARTER-FINALS

Niagara Falls defeated Windsor (4-0)
 Ottawa defeated North Bay (4-2)

SEMI-FINALS

Oshawa defeated Ottawa (4-1)
 S.S. Marie defeated Niagara Falls (4-0)

CHAMPIONSHIP SERIES

S.S. Marie defeated Oshawa (4-2)

1989-90 REGULAR SEASON STANDINGS

	GP	W	L	T	GF	GA	PTS
LEYDEN DIVISION							
Oshawa Generals	66	42	20	4	334	244	88
Kingston Frontenacs	66	42	21	3	300	232	87
Peterborough Petes	66	37	23	6	294	236	80
Ottawa 67's	66	38	26	2	320	265	78
Belleville Bulls	66	36	26	4	301	247	76
Cornwall Royals	66	24	38	4	309	361	52
Hamilton Dukes	66	11	49	6	211	371	28

EMMS DIVISION							
London Knights	66	41	19	6	313	246	88
Kitchener Rangers	66	38	21	7	358	259	83
Sudbury Wolves	66	36	23	7	295	267	79
Owen Sound Platers	66	28	31	7	265	305	63
North Bay Centennials	66	23	35	8	292	314	54
Niagara Falls Thunder	66	23	39	4	278	355	50
Sault Ste. Marie Greyhounds	66	18	42	6	229	289	42
Windsor Spitfires	66	17	41	8	233	341	42

LEADING SCORERS

	GP	G	A	PTS	PIM
Keith Primeau, NF	65	57	70	127	97
Paul DiPietro, SBY	66	56	63	119	57
Mike Ricci, PBO	60	52	64	116	39
Owen Nolan, CORN	58	51	60	111	240
Darcy Cahill, SBY	58	38	71	109	73
Brett Seguin, OTT	63	28	80	108	30
Gilbert Dionne, KIT	64	48	57	105	85
Chris Taylor, LDN	66	45	60	105	85
Iain Fraser, OSH	56	40	65	105	75
Joey St. Aubin, KIT	66	36	68	104	102

PLAYOFF RESULTS

FIRST ROUND

Oshawa defeated Cornwall (4-2)
 Belleville defeated Kingston (4-3)
 Peterborough defeated Ottawa (4-0)
 Niagara Falls defeated London (4-2)
 Kitchener defeated North Bay (4-1)
 Owen Sound defeated Sudbury (4-3)

SEMI-FINALS

Oshawa defeated Peterborough (4-0)
 Kitchener defeated Niagara Falls (4-1)

CHAMPIONSHIP SERIES

Oshawa defeated Kitchener (4-3)

QUARTER-FINALS

Niagara Falls defeated Owen Sound (4-1)
 Peterborough defeated Belleville (4-0)

1988-89 REGULAR SEASON STANDINGS

	GP	W	L	T	GF	GA	PTS
LEYDEN DIVISION							
Peterborough Petes	66	42	22	2	302	235	86
Oshawa Generals	66	36	24	6	337	286	78
Toronto Marlboros	66	32	31	3	319	332	67
Cornwall Royals	66	31	30	5	350	308	67
Ottawa 67's	66	30	32	4	295	301	64
Belleville Bulls	66	27	35	4	292	322	58
Kingston Raiders	66	25	36	5	278	313	55

EMMS DIVISION							
Kitchener Rangers	66	41	19	6	318	251	88
Niagara Falls Thunder	66	41	23	2	410	319	84
London Knights	66	37	25	4	311	264	78
Guelph Platers	66	26	32	8	257	288	60
Windsor Spitfires	66	25	37	4	272	321	54
North Bay Centennials	66	24	36	6	282	334	54
Sudbury Wolves	66	23	36	7	262	334	53
Sault Ste. Marie Greyhounds	66	21	43	2	227	304	44

LEADING SCORERS

	GP	G	A	PTS	PIM
Bryan Fogarty, NF	60	47	108	155	88
Stan Drulia, NF	47	52	93	145	59
Andrew Cassels, OTT	56	37	97	134	66
Steve Maltais, CORN	58	53	70	123	67
Kevin Miehme, OSH	63	43	79	122	19
Tim Taylor, LDN	61	34	80	114	93
Rob Zamuner, GUE	66	46	65	111	38
Keith Osborne, NF	65	45	64	109	57
Jamie Leach, NF	58	45	62	107	47
Mike Ricci, PBO	60	54	52	106	43

PLAYOFF RESULTS

FIRST ROUND

Peterborough defeated Belleville (4-1)
 Ottawa defeated Oshawa (4-2)
 Cornwall defeated Toronto (4-2)
 London defeated Guelph (4-3)
 Niagara Falls defeated Windsor (4-0)
 North Bay defeated Kitchener (4-1)

SEMI-FINALS

Niagara Falls defeated London (4-3)
 Peterborough defeated Cornwall (4-2)

CHAMPIONSHIP SERIES

Peterborough defeated Niagara Falls (4-2)

QUARTER-FINALS

Cornwall defeated Ottawa (4-2)
 London defeated North Bay (4-3)

1987-88 REGULAR SEASON STANDINGS

	GP	W	L	T	GF	GA	PTS
LEYDEN DIVISION							
Peterborough Petes	66	44	17	5	325	212	93
Ottawa 67's	66	38	26	2	341	294	78
Cornwall Royals	66	35	24	7	333	255	77
Belleville Bulls	66	32	30	4	297	275	68
Oshawa Generals	66	32	31	3	278	288	67
Toronto Marlboros	66	26	39	1	292	348	53
Kingston Canadians	66	14	52	0	246	432	28

EMMS DIVISION							
Windsor Spitfires	66	50	14	2	396	215	102
London Knights	66	40	22	4	309	273	84
Hamilton Steelhawks	66	35	28	3	327	291	73
North Bay Centennials	66	31	30	5	284	257	67
Sault Ste. Marie Greyhounds	66	32	33	1	272	294	65
Kitchener Rangers	66	26	39	1	263	329	53
Guelph Platers	66	21	40	5	249	318	47
Sudbury Wolves	66	17	48	1	208	339	35

LEADING SCORERS

	GP	G	A	PTS	PIM
Andrew Cassels, OTT	61	48	103	151	39
Len Soccio, NB	66	53	82	135	79
Kelly Cain, WSR	66	57	76	133	66
Sean Williams, OSH	65	58	65	123	38
Dave Rowbotham, OTT	65	43	79	122	20
Stan Drulia, HAM	65	52	69	121	44
Ron Goodall, LDN	62	63	56	119	18
Larry Mitchell, CORN	66	49	66	115	106
Mike Wolak, WSR	63	42	72	114	86
Dan Currie, SSM	57	50	59	109	53

PLAYOFF RESULTS

FIRST ROUND

Peterborough defeated Toronto (4-0)
 Ottawa defeated Oshawa (4-3)
 Cornwall defeated Belleville (4-2)
 Windsor defeated Kitchener (4-0)
 London defeated S.S. Marie (4-2)
 Hamilton defeated North Bay (4-0)

SEMI-FINALS

Peterborough defeated Ottawa (4-0)
 Windsor defeated Hamilton (4-0)

CHAMPIONSHIP SERIES

Windsor defeated Peterborough (4-0)

QUARTER-FINALS

Hamilton defeated London (4-2)
 Ottawa defeated Cornwall (4-1)

1986-87 REGULAR SEASON STANDINGS

	GP	W	L	T	GF	GA	PTS
LEYDEN DIVISION							
Oshawa Generals	66	49	14	3	322	201	101
Peterborough Petes	66	35	34	7	267	212	77
Ottawa 67's	66	33	28	5	310	280	71
Kingston Canadians	66	26	39	1	287	316	53
Belleville Bulls	66	26	39	1	292	347	53
Cornwall Royals	66	23	40	3	261	369	49
Toronto Marlboros	66	22	41	3	298	376	47

EMMS DIVISION							
North Bay Centennials	66	46	18	2	357	216	94
Hamilton Steelhawks	66	39	24	3	321	258	81
Windsor Spitfires	66	36	25	5	287	249	77
Kitchener Rangers	66	32	31	3	293	305	67
Sault Ste. Marie Greyhounds	66	31	31	4	301	299	66
Guelph Platers	66	29	35	2	275	281	60
London Knights	66	25	39	2	259	329	52
Sudbury Wolves	66	20	44	2	285	377	42

LEADING SCORERS

	GP	G	A	PTS	PIM
Scott McCrory, OSH	66	51	99	150	35
Dave McLlwain, NB	60	46	73	119	35
Mike Richard, TOR	66	57	50	107	38
Derek King, OSH	57	53	53	106	74
Ron Goodall, KIT	66	52	53	105	17
Jean-Marc MacKenzie, LDN	63	49	56	105	20
Mario Chitaroni, SBY	63	54	48	102	164
Keith Gretzky, HAM	64	35	66	101	18
Adam Graves, WSR	66	45	55	100	70
Lee Giffin, OSH	48	31	69	100	46

PLAYOFF RESULTS

SUPER SERIES

Oshawa defeated North Bay (4-3)

FIRST ROUND

Ottawa defeated Cornwall (4-1)

Kingston defeated Belleville (4-2)

Hamilton defeated Guelph (4-1)

Windsor defeated S.S. Marie (4-0)

QUARTER-FINALS

North Bay defeated Kitchener (4-0)

Windsor defeated Hamilton (4-0)

Oshawa defeated Kingston (4-2)

Peterborough defeated Ottawa (4-2)

SEMI-FINALS

Oshawa defeated Peterborough (4-2)

North Bay defeated Windsor (4-2)

CHAMPIONSHIP SERIES

Oshawa defeated North Bay (4-3)

1985-86 REGULAR SEASON STANDINGS

	GP	W	L	T	GF	GA	PTS
LEYDEN DIVISION							
Peterborough Petes	66	45	19	2	298	190	92
Oshawa Generals	66	37	27	2	285	257	76
Belleville Bulls	66	37	27	2	305	268	76
Kingston Canadians	66	35	28	3	297	257	73
Cornwall Royals	66	28	36	2	307	356	58
Toronto Marlboros	66	22	41	3	297	345	47
Ottawa 67's	66	18	46	2	274	352	38

EMMS DIVISION							
North Bay Centennials	66	41	21	4	330	240	86
Guelph Platers	66	41	23	2	297	235	84
Kitchener Rangers	66	35	27	4	318	309	74
Windsor Compuware Spitfires	66	34	26	6	280	259	74
Sudbury Wolves	66	29	33	4	293	330	62
London Knights	66	28	33	5	271	292	61
Hamilton Steelhawks	66	26	36	4	268	306	56
Sault Ste. Marie Greyhounds	66	15	48	3	263	387	33

LEADING SCORERS

	GP	G	A	PTS	PIM
Ray Sheppard, CORN	63	81	61	142	25
Scott McCrory, OSH	66	52	80	132	40
Jason Lafreniere, BELV	62	49	83	132	4
Ron Sanko, KIT	67	43	89	132	138
Shawn Burr, KIT	59	69	67	127	83
Jack MacKegian, TOR	66	53	59	112	64
Craig Duncanson, CORN	61	43	67	110	190
Gary McColgan, OSH	57	49	55	104	22
Mike Stapleton, CORN	56	39	65	104	74
Tim Armstrong, TOR	64	35	69	104	36

PLAYOFF RESULTS

FIRST ROUND

Peterborough defeated Toronto (8 points to 0)
 Belleville defeated Cornwall (9 points to 3)
 Kingston defeated Oshawa (8 points to 4)
 Guelph defeated Sudbury (8 points to 0)
 Windsor defeated Kitchener (8 points to 2)
 North Bay defeated London (9 points to 1)

SEMI-FINALS

Belleville defeated Peterborough (9 points to 7)
 Guelph defeated Windsor (8 points to 4)

CHAMPIONSHIP SERIES

Guelph defeated Belleville (8 points to 4)

ROUND ROBIN

Guelph 8 points, Windsor 4 points,
 North Bay 2 points
 Guelph and Windsor advance

Peterborough 4 points, Belleville 4 points,
 Kingston 2 points
 Peterborough and Belleville advance

1984-85 REGULAR SEASON STANDINGS

	GP	W	L	T	GF	GA	PTS
LEYDEN DIVISION							
Peterborough Petes	66	42	20	4	354	233	88
Belleville Bulls	66	42	24	0	390	278	84
Toronto Marlboros	66	35	28	3	315	302	73
Cornwall Royals	66	34	30	2	355	344	70
Oshawa Generals	66	32	32	2	271	259	66
Ottawa 67's	66	20	43	3	263	376	43
Kingston Canadians	66	18	47	1	239	380	37

EMMS DIVISION							
Sault Ste. Marie Greyhounds	66	54	11	1	381	215	109
London Knights	66	43	22	1	340	276	87
North Bay Centennials	66	34	28	4	289	254	72
Hamilton Steelhawks	66	29	35	2	313	296	60
Windsor Spitfires	66	28	35	3	267	301	59
Kitchener Rangers	66	27	35	4	282	319	58
Guelph Platers	66	21	40	5	230	332	47
Sudbury Wolves	66	17	46	3	224	348	37

LEADING SCORERS

	GP	G	A	PTS	PIM
Dave MacLean, BELV	63	64	90	154	41
Wayne Groulx, SSM	64	59	85	144	102
Steve Linesman, BELV	61	57	83	140	28
Graeme Bonar, SSM	66	66	71	137	93
Mark Teevens, PBO	65	43	90	133	70
Mike Millar, HAM	63	66	60	126	54
Scott Tottle, PBO	64	55	71	126	19
Dave Lowry, LDN	61	60	60	120	94
Don Biggs, OSH	60	48	69	117	105
Mike Bukowski, CORN	62	53	54	107	72

PLAYOFF RESULTS

FIRST ROUND

Peterborough defeated Ottawa (9 points to 1)
 Belleville defeated Oshawa (8 points to 2)
 Cornwall defeated Toronto (8 points to 2)
 S.S. Marie defeated Kitchener (8 points to 0)
 London defeated Windsor (8 points to 0)
 Hamilton defeated North Bay (9 points to 7)

SEMI-FINALS

Peterborough defeated Belleville (9 points to 1)
 S.S. Marie defeated Hamilton (9 points to 1)

CHAMPIONSHIP SERIES

S.S. Marie defeated Peterborough (9 points to 5)

QUARTER-FINALS

Belleville defeated Cornwall (6 points to 2)
 Hamilton defeated London (6 points to 2)

1983-84 REGULAR SEASON STANDINGS

	GP	W	L	T	GF	GA	PTS
LEYDEN DIVISION							
Ottawa 67's	70	50	18	2	347	223	102
Toronto Marlboros	70	45	24	1	392	317	91
Peterborough Petes	70	43	23	4	380	307	90
Oshawa Generals	70	37	32	1	315	297	75
Belleville Bulls	70	33	37	0	319	304	66
Cornwall Royals	70	33	37	0	348	375	66
Kingston Canadians	70	25	45	0	313	378	50

EMMS DIVISION							
Kitchener Rangers	70	52	16	2	418	276	106
Brantford Alexanders	70	39	28	3	303	235	81
Sault Ste. Marie Greyhounds	70	38	28	4	373	321	80
London Knights	70	32	37	1	288	319	65
North Bay Centennials	70	22	43	5	236	327	49
Windsor Spitfires	70	22	46	2	280	379	46
Guelph Platers	70	20	46	4	252	366	44
Sudbury Wolves	70	19	50	1	287	427	39

LEADING SCORERS

	GP	G	A	PTS	PIM
Tim Salmon, KGN	69	45	100	145	35
Wayne Presley, KIT	70	63	76	139	156
Wayne Groulx, SSM	70	59	78	137	48
Peter Zezel, TOR	68	47	86	133	31
David Gans, OSH	62	56	76	132	89
Kevin Conway, KGN	63	65	65	130	20
Doug Evans, PBO	61	45	79	124	98
Scott Morrison, LDN	70	47	73	120	30
Don McLaren, OTT	70	53	60	113	20
Scott Tottie, PBO	70	63	47	110	24

PLAYOFF RESULTS

FIRST ROUND

Peterborough defeated Cornwall (6 points to 0)

Oshawa defeated Belleville (6 points to 0)

S.S. Marie defeated Windsor (6 points to 0)

London defeated North Bay (6 points to 2)

SEMI-FINALS

Ottawa defeated Toronto (8 points to 0)

Kitchener defeated S.S. Marie (8 points to 6)

CHAMPIONSHIP SERIES

Ottawa defeated Kitchener (8 points to 2)

QUARTER-FINALS

Ottawa defeated Oshawa (8 points to 0)

Toronto defeated Peterborough (8 points to 2)

Kitchener defeated London (8 points to 0)

S.S. Marie defeated Brantford (8 points to 4)

1982-83 REGULAR SEASON STANDINGS

	GP	W	L	T	GF	GA	PTS
LEYDEN DIVISION							
Ottawa 67's	70	46	21	3	395	278	95
Peterborough Petes	70	46	22	2	367	278	94
Oshawa Generals	70	45	22	3	380	255	93
Toronto Marlboros	70	36	29	5	325	311	75
Cornwall Royals	70	36	33	1	370	335	73
Belleville Bulls	70	34	36	0	342	332	68
Kingston Canadians	70	24	45	1	351	425	49

EMMS DIVISION							
Sault Ste. Marie Greyhounds	70	48	21	1	363	270	97
Kitchener Rangers	70	45	23	2	393	292	92
North Bay Centennials	70	44	23	3	352	285	91
Brantford Alexanders	70	34	33	3	275	282	71
London Knights	70	32	37	1	336	339	65
Windsor Spitfires	70	19	50	1	289	394	39
Sudbury Wolves	70	15	55	0	269	422	30
Guelph Platers	70	7	63	0	246	555	14

LEADING SCORERS

	GP	G	A	PTS	PIM
Doug Gilmour, CORN	68	70	107	177	62
Ron Handy, KGN	67	52	96	148	64
Dan Quinn, BELV	70	59	88	147	27
John Tucker, KIT	70	60	80	140	33
Ian MacInnis, CORN	68	59	74	133	29
Keith Knight, KGN	70	56	75	131	18
Wayne Groulx, SSM	67	44	86	130	54
Steve Driscoll, CORN	64	49	77	126	34
Kevin Conway, SSM	67	57	65	122	30
John Olsson, OTT	68	46	76	122	41

PLAYOFF RESULTS

FIRST ROUND

Oshawa defeated Belleville (7 points to 1)
 Cornwall defeated Toronto (7 points to 1)
 North Bay defeated Windsor (6 points to 0)
 Brantford defeated London (6 points to 0)

QUARTER-FINALS

S.S. Marie defeated Brantford (8 points to 2)
 Kitchener defeated North Bay (8 points to 2)
 Ottawa defeated Cornwall (8 points to 0)
 Oshawa defeated Peterborough (8 points to 0)

SEMI-FINALS

Oshawa defeated Ottawa (8 points to 2)
 S.S. Marie defeated Kitchener (8 points to 2)

CHAMPIONSHIP SERIES

Oshawa defeated S.S. Marie (9 points to 5)

1981-82 REGULAR SEASON STANDINGS

	GP	W	L	T	GF	GA	PTS
LEYDEN DIVISION							
Ottawa 67's	68	47	19	2	353	248	96
Oshawa Generals	68	40	26	2	335	296	82
Peterborough Petes	68	36	29	3	291	266	75
Toronto Marlboros	68	37	31	0	316	290	74
Kingston Canadians	68	29	34	5	302	316	63
Cornwall Royals	68	28	35	5	303	327	61
Belleville Bulls	68	24	42	2	280	326	50

EMMS DIVISION							
Kitchener Rangers	68	44	21	3	322	247	91
Sault Ste. Marie Greyhounds	68	40	25	3	274	243	83
London Knights	68	35	30	3	359	328	73
Niagara Falls Flyers	68	31	34	3	311	338	65
Brantford Alexanders	68	25	41	2	293	313	52
Windsor Spitfires	68	22	42	4	269	343	48
Sudbury Wolves	68	19	48	1	274	401	39

LEADING SCORERS

	GP	G	A	PTS	PIM
Dave Simpson, LDN	68	67	88	155	18
Jeff Vaive, OTT	68	56	95	151	90
Moe Lemay, OTT	62	68	70	138	48
Tony Tanti, OSH	57	62	64	126	138
Mitch Lamoreaux, OSH	64	43	78	121	275
Doug Gilmour, CORN	67	46	73	119	42
Mario Simioni, TOR	68	58	60	118	88
Chris McCauley, LDN	66	47	67	114	117
Fred Perlini, TOR	68	47	64	111	75
Claude Loiselle, WSR	68	36	73	109	192

PLAYOFF RESULTS

FIRST ROUND

Peterborough defeated Kingston (6 points to 2)
 Toronto defeated Cornwall (6 points to 4)
 Brantford defeated London (6 points to 2)
 Windsor defeated Niagara Falls (6 points to 4)

QUARTER-FINALS

Kitchener defeated Windsor (8 points to 0)
 S.S. Marie defeated Brantford (8 points to 6)
 Oshawa defeated Peterborough (8 points to 2)
 Ottawa defeated Toronto (8 points to 2)

SEMI-FINALS

Kitchener defeated S.S. Marie (9 points to 3)
 Ottawa defeated Oshawa (8 points to 6)

CHAMPIONSHIP SERIES

Kitchener defeated Ottawa (9 points to 1)

1980-81 REGULAR SEASON STANDINGS

	GP	W	L	T	GF	GA	PTS
LEYDEN DIVISION							
Sault Ste. Marie Greyhounds	68	47	19	2	412	290	96
Ottawa 67's	68	45	20	3	360	264	93
Kingston Canadians	68	39	26	3	334	273	81
Oshawa Generals	68	35	30	3	321	352	73
Peterborough Petes	68	29	36	3	287	290	61
Sudbury Wolves	68	20	45	3	284	380	43

EMMS DIVISION							
Kitchener Rangers	68	34	33	1	321	320	69
Brantford Alexanders	68	34	34	0	350	354	68
Windsor Spitfires	68	33	33	2	322	337	68
Niagara Falls Flyers	68	30	36	2	354	359	62
Toronto Marlboros	68	31	37	0	298	336	62
London Knights	68	20	48	0	300	388	40

LEADING SCORERS

	GP	G	A	PTS	PIM
John Goodwin, SSM	68	56	110	166	42
Ernie Godden, WSR	68	87	66	153	185
Bernie Nicholls, KGN	65	63	89	152	109
Tony Tanti, DSH	67	81	69	150	197
Steve Ludzik, NF	58	50	92	142	108
Scott Howson, KGN	66	57	83	140	53
Steve Larmer, NF	61	55	78	133	73
Steve Gatzos, SSM	68	78	50	128	114
Randy Cunneymore, OTT	67	54	74	128	240
Doug Shedden, SSM	66	51	72	123	78

PLAYOFF RESULTS

DIVISION QUARTER-FINAL

Oshawa defeated Peterborough (3-2)

Niagara Falls defeated Toronto (3-2)

DIVISION SEMI-FINALS

Kingston defeated Ottawa (9 points to 5)

S.S. Marie defeated Oshawa (8 points to 4)

Windsor defeated Brantford (8 points to 4)

Kitchener defeated Niagara Falls (9 points to 5)

DIVISION FINALS

S.S. Marie defeated Kingston (9 points to 5)

Kitchener defeated Windsor (9 points to 1)

CHAMPIONSHIP SERIES

Kitchener defeated S.S. Marie (9 points to 3)

1979-80 REGULAR SEASON STANDINGS

LEYDEN DIVISION	GP	W	L	T	GF	GA	PTS
Peterborough Petes	68	47	20	1	316	238	95
Ottawa 67's	68	45	20	3	402	288	93
Oshawa Generals	68	42	26	0	329	275	84
Kingston Canadians	68	35	26	7	320	298	77
Sudbury Wolves	68	33	33	2	299	309	68
Sault Ste. Marie Greyhounds	68	22	45	1	281	379	45

EMMS DIVISION	GP	W	L	T	GF	GA	PTS
Windsor Spitfires	68	36	31	1	323	344	73
Toronto Marlboros	68	33	32	3	342	310	69
Brantford Alexanders	68	31	35	2	412	398	64
Niagara Falls Flyers	68	29	39	9	325	355	58
London Knights	68	26	38	4	278	334	56
Kitchener Rangers	68	17	51	0	326	425	34

LEADING SCORERS	GP	G	A	PTS	PIM
Jim Fox, OTT	52	65	101	166	30
Yvan Joly, OTT	67	66	93	159	47
Mike Bullard, BTFD	66	66	84	150	86
Sean Simpson, OTT	67	65	84	149	8
Kevin LaVallee, BTFD	65	65	70	135	50
Blair Barnes, WSR	66	63	67	130	98
Bob Crawford, OSH	68	61	68	129	48
Greg Terrier, BTFD	67	44	78	122	13
Wayne Thompson, LDN	68	47	74	121	34
Steve Ludzik, NF	67	43	76	119	102

PLAYOFF RESULTS

FIRST ROUND

Sudbury defeated Kingston (3-0)
Niagara Falls defeated London (3-2)

QUARTER-FINALS

Ottawa defeated Oshawa (4-3)
Peterborough defeated Sudbury (4-3)

Brantford defeated Toronto (4-0)

Windsor defeated Niagara Falls (4-1)

SEMI-FINALS

Peterborough defeated Ottawa (4-0)
Windsor defeated Brantford (4-3)

CHAMPIONSHIP SERIES

Peterborough defeated Windsor (4-0)

1978-79 REGULAR SEASON STANDINGS

LEYDEN DIVISION	GP	W	L	T	GF	GA	PTS
Peterborough Petes	68	46	19	3	341	245	95
Sudbury Wolves	68	40	27	1	397	361	81
Oshawa Generals	68	37	30	1	367	326	75
Ottawa 67's	68	30	38	0	319	344	60
Kingston Canadians	68	26	38	4	265	306	56
Sault Ste. Marie Greyhounds	68	26	42	0	317	415	52

EMMS DIVISION	GP	W	L	T	GF	GA	PTS
Niagara Falls Flyers	68	43	21	4	361	243	90
London Knights	68	37	29	2	310	287	76
Windsor Spitfires	68	32	35	1	323	322	65
Kitchener Rangers	68	29	35	4	316	356	62
Toronto Marlboros	68	27	40	1	308	351	55
Brantford Alexanders	68	23	42	2	281	349	49

LEADING SCORERS	GP	G	A	PTS	PIM
Mike Foligno, SBY	68	65	85	150	98
Tom McCarthy, OSH	63	69	75	144	98
Art Rutland, SSM	65	59	80	139	82
Brian Gualazzi, SSM	67	75	60	135	-
Paul Reinhart, KIT	66	51	78	129	57
John Goodwin, SSM	68	43	86	129	20
Dave MacQueen, SBY	65	60	66	126	-
Gary Dillon, TOR	59	57	63	120	42
Sean Simpson, OTT	59	42	76	118	12
Blair Barnes, WSR	67	42	76	118	195

PLAYOFF RESULTS

FIRST ROUND

Kitchener defeated Toronto (6 points to 0)
Kingston defeated Ottawa (6 points to 2)

QUARTER FINALS

Sudbury defeated Oshawa (8 points to 2)
London defeated Windsor (9 game series) - Series protested both move on to round robin

Niagara Falls defeated Kitchener (8 points to 6)

Peterborough defeated Kingston (9 points to 5)

ROUND ROBIN

Niagara Falls defeated Windsor and London in round robin

SEMI-FINAL

Peterborough defeated Sudbury (8 points to 2)

CHAMPIONSHIP SERIES

Peterborough defeated Niagara Falls (8 points to 6)

1977-78 REGULAR SEASON STANDINGS

LEYDEN DIVISION	GP	W	L	T	GF	GA	PTS
Ottawa 67's	68	43	18	7	405	308	93
Peterborough Petes	68	37	18	13	327	273	87
Oshawa Generals	68	30	26	12	320	289	72
Kingston Canadians	68	27	32	9	288	323	63
Sault Ste. Marie Greyhounds	68	26	32	10	330	346	62
Sudbury Wolves	68	16	42	10	255	377	42

EMMS DIVISION	GP	W	L	T	GF	GA	PTS
London Knights	68	35	22	11	333	251	81
Windsor Spitfires	68	36	24	8	338	289	80
Hamilton Fincups	68	31	23	14	273	223	76
Kitchener Rangers	68	26	34	8	270	303	60
Toronto Marlboros	68	24	36	8	263	341	56
Niagara Falls Flyers	68	17	41	10	261	340	44

LEADING SCORERS	GP	G	A	PTS	PIM
Bobby Smith, OTT	61	69	123	192	44
Wayne Gretzky, SSM	64	70	112	182	14
Dino Ciccarelli, LDN	68	72	70	142	42
Keith Acton, PBO	68	42	86	128	52
Jim Fox, OTT	59	44	83	127	12
Gerry Leroux, WSR	68	57	66	123	85
Dan Lucas, SSM	61	50	67	117	90
Jim MacRae, LDN	68	50	62	112	58
Don Maloney, KIT	62	30	74	104	143

PLAYOFF RESULTS

FIRST ROUND

Kitchener defeated Toronto (6 points to 4)

S.S. Marie defeated Kingston (6 points to 4)

QUARTER-FINALS

Peterborough defeated Oshawa (9 points to 3)

Hamilton defeated Windsor (9 points to 3)

Ottawa defeated S.S. Marie (9 points to 7)

London defeated Kitchener (8 points to 0)

SEMI-FINALS

Hamilton defeated London (9 points to 5)

Peterborough defeated Ottawa (9 points to 7)

CHAMPIONSHIP SERIES

Peterborough defeated Hamilton (8 points to 6)

1976-77 REGULAR SEASON STANDINGS

LEYDEN DIVISION	GP	W	L	T	GF	GA	PTS
Ottawa 67's	68	38	23	5	348	288	81
Sudbury Wolves	68	38	24	4	385	290	80
Kingston Canadians	68	32	24	10	295	259	74
Peterborough Petes	68	31	28	7	307	309	69
Sault Ste. Marie Greyhounds	68	20	41	5	261	375	45
Oshawa Generals	68	5	57	4	216	444	14

EMMS DIVISION	GP	W	L	T	GF	GA	PTS
St. Catharines Fincups	68	50	11	5	438	242	105
London Knights	68	51	13	2	379	203	104
Toronto Marlboros	68	31	2	12	335	286	74
Kitchener Rangers	68	26	32	8	320	280	60
Windsor Spitfires	68	21	37	8	294	386	50
Niagara Falls Flyers	68	15	45	6	254	370	36

LEADING SCORERS	GP	G	A	PTS	PIM
Dwight Foster, KIT	64	60	83	143	88
Dale McCourt, STC	66	60	79	139	19
Bobby Smith, OTT	64	65	70	135	52
Tony McKegney, KGN	66	58	77	135	30
Ken Linseman, KGN	63	53	74	127	210
Keith Acton, PBO	65	52	69	121	93
John Anderson, TOR	64	57	62	119	42
Mike Keating, STC	65	51	61	112	96
Ron Mason, PBO	62	53	58	111	33
Rick Seiling, STC	62	50	61	111	103

PLAYOFF RESULTS

FIRST ROUND

S.S. Marie defeated Peterborough (3-1)

Windsor defeated Kitchener (3-0)

QUARTER-FINALS

Ottawa defeated S. S. Marie (4-0, 1 tie)

Kingston defeated Sudbury (4-1, 1 tie)

St. Catharines defeated Windsor (4-2)

London defeated Toronto (4-1, 1 tie)

SEMI-FINALS

Ottawa defeated Kingston (4-3, 1 tie)

London defeated St. Catharines (4-3, 1 tie)

CHAMPIONSHIP SERIES

Ottawa defeated London (4-2)

1975-76 REGULAR SEASON STANDINGS

LEYDEN DIVISION	GP	W	L	T	GF	GA	PTS
Sudbury Wolves	66	47	11	8	384	224	102
Ottawa 67's	66	34	23	9	331	291	77
Kingston Canadians	66	33	24	9	357	316	75
Oshawa Generals	66	31	27	8	312	299	70
Sault Ste. Marie Greyhounds	66	27	26	13	341	319	67
Peterborough Petes	66	18	37	11	204	284	47

EMMS DIVISION	GP	W	L	T	GF	GA	PTS
Hamilton Fincups	66	43	15	8	379	232	94
London Knights	66	31	26	9	317	256	71
Toronto Marlboros	66	26	30	10	278	294	62
Kitchener Rangers	66	26	35	5	298	384	57
St. Catharines Black Hawks	66	16	40	10	283	366	42
Windsor Spitfires	66	12	50	4	251	470	28

LEADING SCORERS	GP	G	A	PTS	PIM
Mike Kaszycki, SSM	66	51	119	170	38
Peter Lee, OTT	66	81	80	161	59
Paul Gardner, OSH	65	69	75	144	75
Dale McCourt, HAM	66	55	84	139	19
John Tavella, SSM	64	67	70	137	58
Rod Schutt, SBY	63	72	63	135	42
Ron Duguay, SBY	61	42	92	134	101
Vern Stenlund, LDN	64	44	75	119	24
Larry Skinner, OTT	59	37	78	115	8
Ken Linseman, KGN	65	61	51	112	92

PLAYOFF RESULTS

FIRST ROUND

S.S. Marie defeated Oshawa (6 points to 4)
 Kitchener defeated St. Catharines (6 points to 2)

QUARTER-FINALS

Sudbury defeated S.S. Marie (9 points to 5)
 Hamilton defeated Kitchener (8 points to 0)
 Ottawa defeated Kingston (9 points to 5)
 Toronto defeated London (8 points to 2)

SEMI-FINALS

Sudbury defeated Ottawa (8 points to 2)
 Hamilton defeated Toronto (9 points to 1)

CHAMPIONSHIP SERIES

Hamilton defeated Sudbury (8 points to 2)

1974-75 REGULAR SEASON STANDINGS

	GP	W	L	T	GF	GA	PTS
Toronto Marlboros	70	48	13	9	469	303	105
Peterborough Petes	70	37	20	13	311	254	87
Hamilton Fincups	70	37	24	9	337	271	83
Ottawa 67's	70	33	30	7	379	382	73
Sudbury Wolves	70	31	29	10	324	289	72
St. Catharines Black Hawks	70	30	33	7	284	300	67
Oshawa Generals	70	28	33	9	288	306	65
Kingston Canadians	70	25	35	10	297	345	60
London Knights	70	26	37	7	296	368	59
Sault Ste. Marie Greyhounds	70	25	36	9	312	367	59
Kitchener Rangers	70	17	47	6	239	351	40

LEADING SCORERS	GP	G	A	PTS	PIM
Bruce Boudreau, TOR	69	68	97	165	52
Tim Young, OTT	70	56	107	163	127
Denis Maruk, LDN	65	66	79	145	53
John Tonelli, TOR	70	49	86	135	85
Doug Jarvis, PBO	69	45	88	133	38
Mark Napier, TOR	61	66	64	130	106
Peter Lee, OTT	70	68	58	126	82
Dale McCourt, HAM	69	53	73	126	57
Cary Farelli, SSM	69	56	65	121	35
Paul Woods, SSM	62	37	84	121	116

TEAM RECORDS, YEAR-BY-YEAR

ERIE OTTERS

SEASON	NAME	GP	W	L	T/OTL	SL	PTS	GF	GA	FINISH
2015-16	Erie Otters	68	52	15	1	0	105	269	183	1st (Midwest)
2014-15	Erie Otters	68	50	14	2	2	104	331	212	1st (Midwest)
2013-14	Erie Otters	68	52	14	2	0	106	312	170	2nd (Midwest)
2012-13	Erie Otters	68	19	40	4	5	47	206	312	5th (Midwest)
2011-12	Erie Otters	68	10	52	6	6	26	169	338	5th (Midwest)
2010-11	Erie Otters	68	40	26	2	2	82	281	227	3rd (Midwest)
2009-10	Erie Otters	68	33	28	7	7	73	257	259	4th (Midwest)
2008-09	Erie Otters	68	34	29	5	5	73	233	239	3rd (Midwest)
2007-08	Erie Otters	68	18	46	4	4	40	206	343	5th (Midwest)
2006-07	Erie Otters	68	15	50	3	3	33	209	378	5th (Midwest)
2005-06	Erie Otters	68	26	35	7	7	59	219	266	5th (Midwest)
2004-05	Erie Otters	68	31	26	6	5	73	186	207	4th (Midwest)
2003-04	Erie Otters	68	29	26	6	7	71	221	212	5th (Midwest)
2002-03	Erie Otters	68	24	35	6	3	57	181	248	5th (Midwest)
2001-02	Erie Otters	68	41	22	4	1	87	246	218	1st (Midwest)
2000-01	Erie Otters	68	45	11	10	2	102	264	171	1st (Midwest)
1999-00	Erie Otters	68	33	28	4	3	73	224	229	1st (Midwest)
1998-99	Erie Otters	68	31	33	4	4	66	271	297	3rd (Midwest)
1997-98	Erie Otters	66	33	28	5	7	71	261	252	4th (West)
1996-97	Erie Otters	66	23	36	7	5	53	240	260	5th (Central)
1995-96	Niagara Falls Thunder	66	29	30	7	6	65	248	238	3rd (Central)
1994-95	Niagara Falls Thunder	66	18	40	8	4	44	231	298	4th (Central)
1993-94	Niagara Falls Thunder	66	21	41	4	4	46	277	352	8th (Emms)
1992-93	Niagara Falls Thunder	66	29	30	7	6	65	299	274	5th (Emms)
1991-92	Niagara Falls Thunder	66	39	23	4	8	82	307	254	2nd (Emms)
1990-91	Niagara Falls Thunder	66	39	18	9	8	87	335	259	2nd (Emms)
1989-90	Niagara Falls Thunder	66	23	39	4	5	50	278	355	6th (Emms)
1988-89	Niagara Falls Thunder	66	41	23	2	8	84	410	319	2nd (Emms)
1987-88	Hamilton Steelhawks	66	35	28	3	7	73	327	291	3rd (Emms)
1986-87	Hamilton Steelhawks	66	39	24	3	8	81	321	258	2nd (Emms)
1985-86	Hamilton Steelhawks	66	26	36	4	5	56	268	306	7th (Emms)
1984-85	Hamilton Steelhawks	66	29	35	2	6	60	313	296	4th (Emms)
1983-84	Brantford Alexanders	70	39	28	3	8	81	303	235	2nd (Emms)
1982-83	Brantford Alexanders	70	34	33	3	7	71	275	282	4th (Emms)
1981-82	Brantford Alexanders	68	25	41	2	5	52	293	313	5th (Emms)
1980-81	Brantford Alexanders	68	34	34	0	6	68	350	354	2nd I (Emms)
1979-80	Brantford Alexanders	68	31	35	2	6	64	412	398	3rd (Emms)
1978-79	Brantford Alexanders	68	23	42	3	4	49	281	349	6th (Emms)
1977-78	Hamilton Fincups	68	31	23	14	7	76	273	223	3rd (Emms)
1976-77	St. Catharines Fincups	66	50	11	5	10	105	438	242	1st (Emms)
1975-76	Hamilton Fincups	66	43	15	8	9	94	379	232	1st (Emms)
1974-75	Hamilton Fincups	70	37	24	9	8	83	337	271	3rd
1973-74	Hamilton Red Wings	70	16	49	5	3	37	221	376	11th
1972-73	Hamilton Red Wings	63	15	41	7	3	37	244	374	9th
1971-72	Hamilton Red Wings	63	11	46	6	2	28	200	324	10th
1970-71	Hamilton Red Wings	62	22	35	5	4	49	224	328	7th
1969-70	Hamilton Red Wings	54	16	26	12	4	44	207	238	8th
1968-69	Hamilton Red Wings	54	27	24	3	5	57	207	190	5th
1967-68	Hamilton Red Wings	54	31	13	10	7	72	253	162	3rd
1966-67	Hamilton Red Wings	48	22	21	5	4	49	172	161	4th
1965-66	Hamilton Red Wings	48	22	20	6	5	50	203	217	6th
1964-65	Hamilton Red Wings	56	14	31	11	3	39	220	287	8th
1963-64	Hamilton Red Wings	56	11	35	10	3	32	193	285	7th
1962-63	Hamilton Red Wings	50	21	21	8	5	50	202	184	4th
1961-62	Hamilton Red Wings	50	32	12	6	7	70	220	162	2nd
1960-61	Hamilton Red Wings	48	22	19	7	5	51	192	148	3rd
1959-60	Hamilton Tiger Cubs	48	10	34	4	2	24	158	251	7th
1958-59	Hamilton Tiger Cubs	54	11	35	8	3	30	167	229	7th
1957-58	Hamilton Tiger Cubs	52	27	18	7	6	61	200	176	2nd
1956-57	Hamilton Tiger Cubs	52	24	26	2	5	50	170	191	5th
Franchise Totals		3,812	1,708	1,753	289	62	3,767	15,394	15,703	Pct. .494

FLINT FIREBIRDS

SEASON	NAME	GP	W	L	T/OTL	SL	PTS	GF	GA	FINISH
2015-16	Flint Firebirds	68	20	42	4	2	46	184	279	5th (West)
2014-15	Plymouth Whalers	68	23	38	7	5	53	195	255	4th (West)
2013-14	Plymouth Whalers	68	28	33	0	7	63	187	238	4th (West)
2012-13	Plymouth Whalers	68	42	17	9	9	93	292	202	1st (West)

2011-12	Plymouth Whalers	68	47	18		3	97	279	205	1st (West)
2010-11	Plymouth Whalers	68	36	26		6	78	249	219	3rd (West)
2009-10	Plymouth Whalers	68	38	27		3	79	245	201	2nd (West)
2008-09	Plymouth Whalers	68	37	26		5	79	253	244	3rd (West)
2007-08	Plymouth Whalers	68	34	28		6	74	228	223	5th (West)
2006-07	Plymouth Whalers	68	49	14		5	103	299	173	1st (West)
2005-06	Plymouth Whalers	68	35	28		5	75	227	225	1st (West)
2004-05	Plymouth Whalers	68	30	29	6	3	69	198	204	2nd (West)
2003-04	Plymouth Whalers	68	32	24	9	3	76	220	204	2nd (West)
2002-03	Plymouth Whalers	68	43	14	9	2	97	259	174	1st (West)
2001-02	Plymouth Whalers	68	39	15	12	2	92	249	166	1st (West)
2000-01	Plymouth Whalers	68	43	15	5	5	96	253	162	1st (West)
1999-00	Plymouth Whalers	68	45	19	4	1	95	256	172	1st (West)
1998-99	Plymouth Whalers	68	51	13	4		106	313	162	1st (West)
1997-98	Plymouth Whalers	66	37	22	7		81	279	223	2nd (West)
1996-97	Detroit Whalers	66	26	34	6		58	230	270	4th (West)
1995-96	Detroit Whalers	66	40	22	4		84	319	243	1st (West)
1994-95	Detroit Jr. Red Wings	66	44	18	4		92	306	223	1st (West)
1993-94	Detroit Jr. Red Wings	66	42	20	4		88	312	237	1st (Emms)
1992-93	Detroit Jr. Red Wings	66	37	22	7		81	336	264	2nd (Emms)
1991-92	Detroit Ambassadors	66	23	42	1		47	279	353	7th (Emms)
1990-91	Detroit Ambassadors	66	11	50	5		27	213	378	8th (Emms)
	Franchise Totals	1,752	932	656	91	74	2,029	6,660	5,899	Pct. .579

GUELPH STORM

SEASON	NAME	GP	W	L	T/OTL	SL	PTS	GF	GA	FINISH
2015-16	Guelph Storm	68	13	49	4	2	32	156	297	5th (Midwest)
2014-15	Guelph Storm	68	38	26	2	2	80	237	237	3rd (Midwest)
2013-14	Guelph Storm	68	52	12	2	2	108	340	191	1st (Midwest)
2012-13	Guelph Storm	68	39	23	2	4	84	253	210	4th (Midwest)
2011-12	Guelph Storm	68	31	31	6	6	68	234	238	4th (Midwest)
2010-11	Guelph Storm	68	34	27	7	7	75	249	258	4th (Midwest)
2009-10	Guelph Storm	68	35	29	4	7	74	242	255	3rd (Midwest)
2008-09	Guelph Storm	68	35	26	7	7	77	226	209	2nd (Midwest)
2007-08	Guelph Storm	68	34	25	9	7	77	213	187	3rd (Midwest)
2006-07	Guelph Storm	68	33	23	12	7	78	215	200	3rd (Midwest)
2005-06	Guelph Storm	68	40	24		4	84	232	206	3rd (Midwest)
2004-05	Guelph Storm	68	23	34	10	1	57	167	189	5th (Midwest)
2003-04	Guelph Storm	68	49	14	5	0	103	276	182	2nd (Midwest)
2002-03	Guelph Storm	68	29	28	9	2	69	217	208	3rd (Midwest)
2001-02	Guelph Storm	68	37	23	7	1	82	264	235	2nd (Midwest)
2000-01	Guelph Storm	68	34	23	9	2	79	227	205	2nd (Midwest)
1999-00	Guelph Storm	68	29	35	4	1	63	250	256	4th (Midwest)
1998-99	Guelph Storm	68	44	22	2	9	90	300	218	1st (Midwest)
1997-98	Guelph Storm	66	42	18	6		90	263	189	1st (Central)
1996-97	Guelph Storm	66	35	25	6		76	300	251	2nd (Central)
1995-96	Guelph Storm	66	45	16	5		95	297	186	1st (Central)
1994-95	Guelph Storm	66	47	14	5		99	330	200	1st (Central)
1993-94	Guelph Storm	66	32	28	6		70	323	290	3rd (Emms)
1992-93	Guelph Storm	66	27	33	6		60	298	360	7th (Emms)
1991-92	Guelph Storm	66	4	51	11		19	235	435	8th (Emms)
1990-91	Dukes of Hamilton	66	17	43	6		40	270	379	6th (Emms)
1989-90	Dukes of Hamilton	66	11	49	6		28	211	371	7th (Leyden)
1988-89	Toronto Marlboros	66	32	31	3		67	319	332	3rd (Leyden)
1987-88	Toronto Marlboros	66	26	39	1		53	292	348	6th (Leyden)
1986-87	Toronto Marlboros	66	22	41	3		47	298	376	7th (Leyden)
1985-86	Toronto Marlboros	66	22	41	3		47	297	345	6th (Leyden)
1984-85	Toronto Marlboros	66	35	28	3		73	315	302	3rd (Leyden)
1983-84	Toronto Marlboros	70	45	24	1		91	392	317	2nd (Leyden)
1982-83	Toronto Marlboros	70	36	29	5		77	325	311	4th (Leyden)
1981-82	Toronto Marlboros	68	37	31	0		74	316	290	4th (Leyden)
1980-81	Toronto Marlboros	68	31	37	0		62	298	336	4th T (Emms)
1979-80	Toronto Marlboros	68	33	32	3		69	342	310	2nd (Emms)
1978-79	Toronto Marlboros	68	27	40	1		55	308	351	5th (Emms)
1977-78	Toronto Marlboros	68	24	36	8		56	263	341	5th (Emms)
1976-77	Toronto Marlboros	66	31	23	12		74	335	286	3rd (Emms)
1975-76	Toronto Marlboros	66	26	30	10		62	278	294	3rd (Emms)
1974-75	Toronto Marlboros	70	48	13	9		105	469	303	1st
1973-74	Toronto Marlboros	70	29	31	10		68	318	304	7th
1972-73	Toronto Marlboros	63	47	7	9		103	416	199	1st
1971-72	Toronto Marlboros	63	45	15	3		93	363	249	1st
1970-71	Toronto Marlboros	62	28	26	8		64	353	304	5th
1969-70	Toronto Marlboros	54	26	17	11		63	239	201	4th

1968-69	Toronto Marlboros	54	21	27	6	48	222	239	6th	
1967-68	Toronto Marlboros	54	31	17	6	68	273	179	5th	
1966-67	Toronto Marlboros	48	23	15	10	56	208	184	2nd	
1965-66	Toronto Marlboros	48	20	18	10	50	203	211	5th	
1964-65	Toronto Marlboros	56	32	17	7	71	259	222	2nd	
1963-64	Toronto Marlboros	56	40	9	7	87	336	195	1st	
1962-63	Toronto Marlboros	40	22	12	6	50	217	159	2nd Metro Div.	
1961-62	Toronto Marlboros	33	18	9	6	44	141	103	2nd Metro Div.	
1960-61	Toronto Marlboros	48	9	30	9	27	136	211	7th	
1959-60	Toronto Marlboros	48	28	17	3	59	222	180	1st	
1958-59	Toronto Marlboros	54	19	27	8	46	160	213	6th	
1957-58	Toronto Marlboros	52	21	21	10	52	210	186	4th	
1956-57	Toronto Marlboros	52	35	14	3	73	189	133	2nd	
1955-56	Toronto Marlboros	48	23	21	4	50	174	164	4th	
1954-55	Toronto Marlboros	49	29	17	3	61	189	142	3rd	
1953-54	Toronto Marlboros	59	34	18	7	75	242	160	2nd	
1952-53	Toronto Marlboros	56	32	17	7	71	199	139	2nd	
1951-52	Toronto Marlboros	53	39	8	6	84	302	146	1st	
1950-51	Toronto Marlboros	54	32	16	6	70	220	167	2nd	
Franchise Totals		4,104	2,047	1,652	340	66	4,502	17,463	16,074	Pct. .548

HAMILTON BULLDOGS

SEASON	NAME	GP	W	L	T/OTL	SL	PTS	GF	GA	FINISH
2015-16	Hamilton Bulldogs	68	25	35	8	0	58	197	260	5th (East)
2014-15	Belleville Bulls	68	27	33	3	5	62	203	246	4th (East)
2013-14	Belleville Bulls	68	23	38	4	3	53	206	285	4th (East)
2012-13	Belleville Bulls	68	44	16	5	3	96	228	167	1st (East)
2011-12	Belleville Bulls	68	35	32	1	7	71	200	221	2nd (East)
2010-11	Belleville Bulls	68	21	43	4	4	46	175	272	4th (East)
2009-10	Belleville Bulls	68	20	40	8	4	48	189	263	5th (East)
2008-09	Belleville Bulls	68	47	17	4	98	258	176	1st (East)	
2007-08	Belleville Bulls	68	48	14	6	102	280	175	1st (East)	
2006-07	Belleville Bulls	68	39	24	5	83	260	227	1st (East)	
2005-06	Belleville Bulls	68	32	28	8	72	202	225	3rd (East)	
2004-05	Belleville Bulls	68	29	29	6	4	68	176	208	3rd (East)
2003-04	Belleville Bulls	68	15	44	8	1	39	172	279	5th (East)
2002-03	Belleville Bulls	68	33	27	6	2	74	195	200	3rd (East)
2001-02	Belleville Bulls	68	39	23	4	2	84	279	218	1st (East)
2000-01	Belleville Bulls	68	37	23	5	3	82	275	224	1st (East)
1999-00	Belleville Bulls	68	44	22	2	90	319	227	2nd (East)	
1998-99	Belleville Bulls	68	39	22	7	85	334	246	2nd (East)	
1997-98	Belleville Bulls	66	41	22	3	85	315	239	2nd (East)	
1996-97	Belleville Bulls	66	22	37	7	51	235	278	5th (East)	
1995-96	Belleville Bulls	66	35	26	5	75	300	250	3rd (East)	
1994-95	Belleville Bulls	66	32	31	3	67	295	287	4th (East)	
1993-94	Belleville Bulls	66	32	28	6	70	303	264	4th (Leyden)	
1992-93	Belleville Bulls	66	21	34	11	53	280	315	6th (Leyden)	
1991-92	Belleville Bulls	66	27	27	12	66	314	293	6th (Leyden)	
1990-91	Belleville Bulls	66	38	21	7	83	324	280	3rd (Leyden)	
1989-90	Belleville Bulls	66	36	26	4	76	301	247	5th (Leyden)	
1988-89	Belleville Bulls	66	27	35	4	58	292	322	6th (Leyden)	
1987-88	Belleville Bulls	66	32	30	4	68	297	275	4th (Leyden)	
1986-87	Belleville Bulls	66	26	39	1	53	292	347	5th (Leyden)	
1985-86	Belleville Bulls	66	37	27	2	76	305	268	2nd (Leyden)	
1984-85	Belleville Bulls	66	42	24	0	84	390	278	2nd (Leyden)	
1983-84	Belleville Bulls	70	33	37	0	66	319	304	5th (Leyden)	
1982-83	Belleville Bulls	70	34	36	0	68	342	332	6th (Leyden)	
1981-82	Belleville Bulls	68	24	42	2	50	280	326	7th (Leyden)	
Franchise Totals		2,356	1,136	1,032	129	59	2,460	9,332	9,024	Pct. .522

KINGSTON FRONTENACS

SEASON	NAME	GP	W	L	T/OTL	SL	PTS	GF	GA	FINISH
2015-16	Kingston Frontenacs	68	46	17	3	2	97	252	189	1st (East)
2014-15	Kingston Frontenacs	68	32	28	5	3	72	196	197	3rd (East)
2013-14	Kingston Frontenacs	68	39	23	3	3	84	301	255	2nd (East)
2012-13	Kingston Frontenacs	68	27	35	3	3	60	217	273	3rd (East)
2011-12	Kingston Frontenacs	68	19	41	8	4	46	188	290	5th (East)
2010-11	Kingston Frontenacs	68	29	30	4	5	67	245	279	3rd (East)
2009-10	Kingston Frontenacs	68	33	30	5	71	229	251	2nd (East)	
2008-09	Kingston Frontenacs	68	18	40	10	46	200	278	5th (East)	
2007-08	Kingston Frontenacs	68	25	41	2	52	227	312	5th (East)	
2006-07	Kingston Frontenacs	68	31	30	7	69	269	284	3rd (East)	
2005-06	Kingston Frontenacs	68	37	24	7	81	258	237	2nd (East)	

2004-05	Kingston Frontenacs	68	28	33	4	3	63	219	242	4th (East)
2003-04	Kingston Frontenacs	68	30	28	7	3	70	210	221	2nd (East)
2002-03	Kingston Frontenacs	68	25	37	2	4	56	222	287	5th (East)
2001-02	Kingston Frontenacs	68	18	37	9	4	49	197	272	5th (East)
2000-01	Kingston Frontenacs	68	28	28	11	1	68	232	218	4th (East)
1999-00	Kingston Frontenacs	68	38	25	5	3	84	258	245	3rd (East)
1998-99	Kingston Frontenacs	68	22	42	4	4	48	240	320	5th (East)
1997-98	Kingston Frontenacs	66	35	27	4	7	74	330	275	3rd (East)
1996-97	Kingston Frontenacs	66	25	35	6	5	56	257	277	4th (East)
1995-96	Kingston Frontenacs	66	29	31	6	6	64	266	267	5th (East)
1994-95	Kingston Frontenacs	66	40	19	7	8	87	284	224	1st (East)
1993-94	Kingston Frontenacs	66	30	28	8	6	68	265	259	5th (Leyden)
1992-93	Kingston Frontenacs	66	36	19	11	8	83	314	265	2nd (Leyden)
1991-92	Kingston Frontenacs	66	16	44	6	3	38	241	316	8th (Leyden)
1990-91	Kingston Frontenacs	66	15	47	4	4	34	255	382	8th (Leyden)
1989-90	Kingston Frontenacs	66	42	21	3	8	87	300	232	2nd (Leyden)
1988-89	Kingston Raiders	66	25	36	5	5	55	278	313	7th (Leyden)
1987-88	Kingston Canadians	66	14	52	0	2	28	246	432	7th (Leyden)
1986-87	Kingston Canadians	66	26	39	1	5	53	287	316	4th (Leyden)
1985-86	Kingston Canadians	66	35	28	3	7	73	297	257	4th (Leyden)
1984-85	Kingston Canadians	66	18	47	1	3	37	239	380	7th (Leyden)
1983-84	Kingston Canadians	70	25	45	0	5	50	313	378	7th (Leyden)
1982-83	Kingston Canadians	70	24	45	1	4	49	351	425	7th (Leyden)
1981-82	Kingston Canadians	68	29	34	5	6	63	302	316	5th (Leyden)
1980-81	Kingston Canadians	68	39	26	3	8	81	334	273	3rd (Leyden)
1979-80	Kingston Canadians	68	35	26	7	7	77	320	298	4th (Leyden)
1978-79	Kingston Canadians	68	26	38	4	5	56	265	306	5th (Leyden)
1977-78	Kingston Canadians	68	27	32	9	6	63	288	323	4th (Leyden)
1976-77	Kingston Canadians	66	32	24	10	7	74	295	259	3rd (Leyden)
1975-76	Kingston Canadians	66	33	24	9	7	75	357	316	3rd (Leyden)
1974-75	Kingston Canadians	70	25	35	10	6	60	297	345	8th
1973-74	Kingston Canadians	70	20	43	7	4	47	256	378	10th
Franchise Totals		2,900	1,226	1,414	190	73	2,715	11,397	12,462	Pct. .468

KITCHENER RANGERS

SEASON	NAME	GP	W	L	T/OTL	SL	PTS	GF	GA	FINISH
2015-16	Kitchener Rangers	68	44	17	5	2	95	256	197	3rd (Midwest)
2014-15	Kitchener Rangers	68	32	26	3	7	74	216	221	5th (Midwest)
2013-14	Kitchener Rangers	68	22	41	2	3	49	200	280	5th (Midwest)
2012-13	Kitchener Rangers	68	39	20	1	8	87	216	185	3rd (Midwest)
2011-12	Kitchener Rangers	68	42	24	2	2	86	253	211	2nd (Midwest)
2010-11	Kitchener Rangers	68	38	21	4	5	85	256	217	2nd (Midwest)
2009-10	Kitchener Rangers	68	42	19	7	9	91	286	236	2nd (Midwest)
2008-09	Kitchener Rangers	68	26	27	5	5	57	208	254	5th (Midwest)
2007-08	Kitchener Rangers	68	53	11	4	110	289	174	174	1st (Midwest)
2006-07	Kitchener Rangers	68	47	17	4	9	98	262	187	2nd (Midwest)
2005-06	Kitchener Rangers	68	47	19	2	9	96	255	165	2nd (Midwest)
2004-05	Kitchener Rangers	68	35	20	9	4	83	235	187	3rd (Midwest)
2003-04	Kitchener Rangers	68	34	26	6	2	76	254	235	3rd (Midwest)
2002-03	Kitchener Rangers	68	46	14	5	3	100	275	188	1st (Midwest)
2001-02	Kitchener Rangers	68	35	22	10	1	81	257	190	3rd (Midwest)
2000-01	Kitchener Rangers	68	26	36	6	0	58	183	247	5th (Midwest)
1999-00	Kitchener Rangers	68	28	34	6	4	66	229	256	2nd (Midwest)
1998-99	Kitchener Rangers	68	23	39	6	5	52	205	257	4th (Midwest)
1997-98	Kitchener Rangers	66	27	29	10	6	64	224	239	3rd (Central)
1996-97	Kitchener Rangers	66	34	22	10	7	78	274	235	1st (Central)
1995-96	Kitchener Rangers	66	35	28	3	7	73	253	230	2nd (Central)
1994-95	Kitchener Rangers	66	18	42	6	4	42	216	296	5th (Central)
1993-94	Kitchener Rangers	66	32	30	4	6	68	286	316	5th (Emms)
1992-93	Kitchener Rangers	66	26	31	9	6	61	280	314	6th (Emms)
1991-92	Kitchener Rangers	66	29	30	7	6	65	283	282	4th (Emms)
1990-91	Kitchener Rangers	66	28	30	8	6	64	301	293	5th (Emms)
1989-90	Kitchener Rangers	66	38	21	7	7	83	358	259	2nd (Emms)
1988-89	Kitchener Rangers	66	41	19	6	8	88	318	251	1st (Emms)
1987-88	Kitchener Rangers	66	26	39	1	5	53	263	329	6th (Emms)
1986-87	Kitchener Rangers	66	32	31	3	6	67	293	305	4th (Emms)
1985-86	Kitchener Rangers	66	35	27	4	7	74	318	309	4th (Emms)
1984-85	Kitchener Rangers	66	27	35	4	5	58	282	319	6th (Emms)
1983-84	Kitchener Rangers	70	52	16	2	10	106	418	276	1st (Emms)
1982-83	Kitchener Rangers	70	45	23	2	9	92	393	292	2nd (Emms)
1981-82	Kitchener Rangers	68	44	21	3	9	91	322	247	1st (Emms)
1980-81	Kitchener Rangers	68	34	33	1	6	69	321	320	1st (Emms)
1979-80	Kitchener Rangers	68	17	51	0	3	34	276	425	6th (Emms)

1978-79	Kitchener Rangers	68	29	35	4	62	316	356	4th (Emms)	
1977-78	Kitchener Rangers	68	26	34	8	60	270	303	4th (Emms)	
1976-77	Kitchener Rangers	66	26	32	8	60	320	380	4th (Emms)	
1975-76	Kitchener Rangers	66	26	35	5	57	298	384	4th (Emms)	
1974-75	Kitchener Rangers	70	17	47	6	40	239	351	11th	
1973-74	Kitchener Rangers	70	43	18	9	95	377	229	1st	
1972-73	Kitchener Rangers	63	16	41	6	36	244	368	8th	
1971-72	Kitchener Rangers	63	31	24	8	70	317	269	5th	
1970-71	Kitchener Rangers	62	26	32	4	56	267	283	6th	
1969-70	Kitchener Rangers	54	22	28	4	48	210	236	7th	
1968-69	Kitchener Rangers	54	9	40	5	23	155	210	10th	
1967-68	Kitchener Rangers	54	38	10	6	82	326	175	1st	
1966-67	Kitchener Rangers	48	28	12	8	64	213	164	1st	
1965-66	Kitchener Rangers	48	16	23	9	41	160	183	7th	
1964-65	Kitchener Rangers	56	19	32	5	43	225	284	6th	
1963-64	Kitchener Rangers	56	9	41	6	24	142	316	8th	
1962-63	Guelph Royals	50	9	35	6	24	158	257	6th	
1961-62	Guelph Royals	50	18	26	6	42	194	236	5th	
1960-61	Guelph Royals	48	30	9	9	69	255	165	1st	
1959-60	Guelph Biltmores	48	19	21	8	31	197	185	6th	
1958-59	Guelph Biltmores	54	23	18	13	59	220	206	3rd	
1957-58	Guelph Biltmores	52	13	34	5	31	137	223	7th	
1956-57	Guelph Biltmores	52	37	12	3	77	237	143	1st	
Franchise Totals		3,812	1,809	1,630	304	63	3,968	15,491	15,330	Pct. .520

LONDON KNIGHTS

SEASON	NAME	GP	W	L	T/OTL	SL	PTS	GF	GA	FINISH
2015-16	London Knights	68	51	14	2	1	105	319	182	2nd (Midwest)
2014-15	London Knights	68	40	24	1	3	84	289	260	2nd (Midwest)
2013-14	London Knights	68	49	14	1	4	103	316	203	3rd (Midwest)
2012-13	London Knights	68	50	13	2	3	105	279	180	1st (Midwest)
2011-12	London Knights	68	49	18	1	99	277	178	1st (Midwest)	
2010-11	London Knights	68	34	29	4	73	230	253	5th (Midwest)	
2009-10	London Knights	68	49	16	3	101	273	208	1st (Midwest)	
2008-09	London Knights	68	49	16	3	101	287	194	1st (Midwest)	
2007-08	London Knights	68	38	24	6	82	250	230	2nd (Midwest)	
2006-07	London Knights	68	50	14	4	104	311	231	1st (Midwest)	
2005-06	London Knights	68	49	15	4	102	304	211	1st (Midwest)	
2004-05	London Knights	68	59	7	2	0	120	310	125	1st (Midwest)
2003-04	London Knights	68	53	11	2	2	110	300	147	1st (Midwest)
2002-03	London Knights	68	31	27	7	3	72	220	205	2nd (Midwest)
2001-02	London Knights	68	24	27	10	7	65	210	249	5th (West)
2000-01	London Knights	68	26	34	5	3	60	222	263	4th (West)
1999-00	London Knights	68	22	39	7	3	54	186	250	5th (West)
1998-99	London Knights	68	34	30	4	72	260	217	3rd (West)	
1997-98	London Knights	66	40	21	5	85	301	238	1st (West)	
1996-97	London Knights	66	13	51	2	28	215	365	5th (West)	
1995-96	London Knights	66	3	60	3	9	179	435	5th (West)	
1994-95	London Knights	66	18	44	4	40	210	309	4th (West)	
1993-94	London Knights	66	32	30	4	68	293	279	6th (Emms)	
1992-93	London Knights	66	32	27	7	71	323	292	3rd (Emms)	
1991-92	London Knights	66	37	25	4	78	310	260	3rd (Emms)	
1990-91	London Knights	66	38	25	3	79	301	270	3rd (Emms)	
1989-90	London Knights	66	41	19	6	88	313	246	1st (Emms)	
1988-89	London Knights	66	37	25	4	78	311	264	3rd (Emms)	
1987-88	London Knights	66	40	22	4	84	309	273	2nd (Emms)	
1986-87	London Knights	66	25	39	2	52	259	329	7th (Emms)	
1985-86	London Knights	66	28	33	5	61	271	292	6th (Emms)	
1984-85	London Knights	66	43	22	1	87	340	276	2nd (Emms)	
1983-84	London Knights	70	32	37	1	65	288	319	4th (Emms)	
1982-83	London Knights	70	32	37	1	65	336	339	5th (Emms)	
1981-82	London Knights	68	35	30	3	73	359	328	3rd (Emms)	
1980-81	London Knights	68	20	48	0	40	300	388	6th (Emms)	
1979-80	London Knights	68	26	38	4	56	328	334	5th (Emms)	
1978-79	London Knights	68	37	29	2	76	310	287	2nd (Emms)	
1977-78	London Knights	68	35	22	11	81	333	251	1st (Emms)	
1976-77	London Knights	66	51	13	2	104	379	203	2nd (Emms)	
1975-76	London Knights	66	31	26	9	71	317	256	2nd (Emms)	
1974-75	London Knights	70	26	37	7	59	296	368	T 9th	
1973-74	London Knights	70	36	27	7	79	282	250	4th	
1972-73	London Knights	63	33	22	8	74	334	246	4th	
1971-72	London Knights	63	23	31	9	56	253	296	8th	
1970-71	London Knights	62	19	35	8	46	232	281	9th	

1969-70	London Knights	54	22	25	7	51	209	238	6th	
1968-69	London Nationals	54	19	26	9	47	242	258	7th	
1967-68	London Nationals	54	17	31	6	40	177	262	7th	
1966-67	London Nationals	48	18	21	9	45	185	214	6th	
1965-66	London Nationals	48	12	29	7	31	149	235	9th	
Franchise Totals		3,346	1,708	1,379	207	54	3,679	14,087	13,267	Pct. .550

NIAGARA ICEDOGS

SEASON	NAME	GP	W	L	T/OTL	SL	PTS	GF	GA	FINISH
2015-16	Niagara IceDogs	68	35	26	4	3	77	213	198	3rd (Central)
2014-15	Niagara IceDogs	68	37	27	2	2	78	274	237	3rd (Central)
2013-14	Niagara IceDogs	68	24	35	3	6	57	223	284	4th (Central)
2012-13	Niagara IceDogs	68	30	34	2	2	64	227	250	4th (Central)
2011-12	Niagara IceDogs	68	47	18	3	97	291	169	1st (Central)	
2010-11	Niagara IceDogs	68	45	17	6	96	273	197	2nd (Central)	
2009-10	Niagara IceDogs	68	26	34	8	60	191	233	4th (Central)	
2008-09	Niagara IceDogs	68	26	31	11	63	213	264	4th (Central)	
2007-08	Niagara IceDogs	68	42	25	1	85	272	222	2nd (Central)	
2006-07	Mississauga IceDogs	68	43	21	4	90	326	251	2nd (Central)	
2005-06	Mississauga IceDogs	68	21	40	7	49	192	299	5th (Central)	
2004-05	Mississauga IceDogs	68	34	21	12	1	81	207	172	1st (Central)
2003-04	Mississauga IceDogs	68	36	21	7	4	83	217	199	2nd (Central)
2002-03	Mississauga IceDogs	68	23	31	11	3	60	212	231	4th (Central)
2001-02	Mississauga IceDogs	68	11	47	6	4	32	212	327	5th (Central)
2000-01	Mississauga IceDogs	68	3	56	7	2	15	157	380	5th (Central)
1999-00	Mississauga IceDogs	68	9	58	1	2	21	160	346	5th (Central)
1998-99	Mississauga IceDogs	68	4	61	3	3	11	145	426	5th (Central)
Franchise Totals		1,224	496	603	58	69	1,119	4,005	4,685	Pct. .457

OSHAWA GENERALS

SEASON	NAME	GP	W	L	T/OTL	SL	PTS	GF	GA	FINISH
2015-16	Oshawa Generals	68	27	33	4	4	62	197	235	4th (East)
2014-15	Oshawa Generals	68	51	11	6	108	292	157	1st (East)	
2013-14	Oshawa Generals	68	42	20	6	90	232	187	1st (East)	
2012-13	Oshawa Generals	68	42	22	4	88	235	192	2nd (East)	
2011-12	Oshawa Generals	68	31	30	7	69	242	241	3rd (East)	
2010-11	Oshawa Generals	68	39	19	10	88	273	240	2nd (East)	
2009-10	Oshawa Generals	68	24	39	5	53	216	299	4th (East)	
2008-09	Oshawa Generals	68	25	35	8	58	213	283	4th (East)	
2007-08	Oshawa Generals	68	38	17	13	89	290	262	2nd (East)	
2006-07	Oshawa Generals	68	31	29	8	70	292	320	2nd (East)	
2005-06	Oshawa Generals	68	18	45	5	41	233	330	5th (East)	
2004-05	Oshawa Generals	68	15	48	3	2	35	173	289	5th (East)
2003-04	Oshawa Generals	68	30	29	8	1	69	188	206	3rd (East)
2002-03	Oshawa Generals	68	34	30	2	2	72	243	225	4th (East)
2001-02	Oshawa Generals	68	23	33	7	5	58	205	247	4th (East)
2000-01	Oshawa Generals	68	20	36	7	5	52	184	254	5th (East)
1999-00	Oshawa Generals	68	32	32	4	2	70	227	224	5th (East)
1998-99	Oshawa Generals	68	39	24	5	83	280	217	3rd (East)	
1997-98	Oshawa Generals	66	26	32	8	60	214	247	4th (East)	
1996-97	Oshawa Generals	66	41	18	7	89	287	202	2nd (East)	
1995-96	Oshawa Generals	66	30	28	8	68	248	238	4th (East)	
1994-95	Oshawa Generals	66	40	21	5	85	300	242	2nd (East)	
1993-94	Oshawa Generals	66	26	32	8	60	272	309	6th (Leyden)	
1992-93	Oshawa Generals	66	33	28	5	71	270	268	3rd (Leyden)	
1991-92	Oshawa Generals	66	31	26	9	71	274	273	5th (Leyden)	
1990-91	Oshawa Generals	66	47	13	6	100	382	233	1st (Leyden)	
1989-90	Oshawa Generals	66	42	20	4	88	334	244	1st (Leyden)	
1988-89	Oshawa Generals	66	36	24	6	78	337	286	2nd (Leyden)	
1987-88	Oshawa Generals	66	32	31	3	67	278	288	5th (Leyden)	
1986-87	Oshawa Generals	66	49	14	3	101	322	201	1st (Leyden)	
1985-86	Oshawa Generals	66	37	27	2	76	285	257	3rd (Leyden)	
1984-85	Oshawa Generals	66	32	32	2	66	271	259	5th (Leyden)	
1983-84	Oshawa Generals	70	37	32	1	75	315	297	4th (Leyden)	
1982-83	Oshawa Generals	70	45	22	3	93	380	255	3rd (Leyden)	
1981-82	Oshawa Generals	68	40	26	2	82	335	296	2nd (Leyden)	
1980-81	Oshawa Generals	68	35	30	3	73	321	352	4th (Leyden)	
1979-80	Oshawa Generals	68	42	26	0	84	329	275	3rd (Leyden)	
1978-79	Oshawa Generals	68	37	30	1	75	367	326	3rd (Leyden)	
1977-78	Oshawa Generals	68	30	26	12	72	320	289	3rd (Leyden)	
1976-77	Oshawa Generals	66	5	57	4	14	216	444	6th (Leyden)	
1975-76	Oshawa Generals	66	31	27	8	70	312	299	4th (Leyden)	
1974-75	Oshawa Generals	70	28	33	9	65	288	306	7th	

1973-74	Oshawa Generals	70	33	29	8	74	283	275	6th	
1972-73	Oshawa Generals	63	23	32	8	54	295	310	6th	
1971-72	Oshawa Generals	63	35	18	10	80	296	269	2nd	
1970-71	Oshawa Generals	62	17	38	7	41	226	322	8th	
1969-70	Oshawa Generals	54	17	27	10	44	213	252	9th	
1968-69	Oshawa Generals	54	18	28	8	44	233	268	9th	
1967-68	Oshawa Generals	54	12	37	5	29	177	310	9th	
1966-67	Oshawa Generals	48	12	26	10	34	138	192	9th	
1965-66	Oshawa Generals	48	22	18	8	52	217	178	4th	
1964-65	Oshawa Generals	56	23	24	9	55	224	233	4th	
1963-64	Oshawa Generals	56	22	28	6	50	236	246	6th	
1962-63	Oshawa Generals	40	12	23	5	29	146	222	5th Metro Div.	
1953-54 thru 1961-62					Did not operate					
1952-53	Oshawa Generals	56	24	29	3	51	230	272	6th	
1951-52	Oshawa Generals	54	7	41	6	20	146	281	10th	
1950-51	Oshawa Generals	54	26	26	2	54	250	231	5th	
Franchise Totals		3,662	1,696	1,611	264	93	3,749	14,782	14,955	Pct. .512

OTTAWA 67'S

SEASON	NAME	GP	W	L	T/OTL	SL	PTS	GF	GA	FINISH
2015-16	Ottawa 67's	68	36	29	2	1	75	234	219	2nd (East)
2014-15	Ottawa 67's	68	38	25	5	5	85	239	220	2nd (East)
2013-14	Ottawa 67's	68	23	39	6	6	52	222	308	5th (East)
2012-13	Ottawa 67's	68	16	46	6	6	38	208	323	5th (East)
2011-12	Ottawa 67's	68	40	20	8	8	88	268	216	1st (East)
2010-11	Ottawa 67's	68	44	19	5	5	93	278	199	1st (East)
2009-10	Ottawa 67's	68	37	23	8	8	82	246	219	1st (East)
2008-09	Ottawa 67's	68	40	21	7	7	87	272	231	2nd (East)
2007-08	Ottawa 67's	68	29	34	5	5	63	201	237	3rd (East)
2006-07	Ottawa 67's	68	30	34	4	4	64	242	263	4th (East)
2005-06	Ottawa 67's	68	29	31	8	8	66	240	244	4th (East)
2004-05	Ottawa 67's	68	34	26	7	1	76	244	210	2nd (East)
2003-04	Ottawa 67's	68	29	26	9	4	71	238	220	1st (East)
2002-03	Ottawa 67's	68	44	14	7	3	98	318	210	1st (East)
2001-02	Ottawa 67's	68	36	20	10	2	84	262	218	2nd (East)
2000-01	Ottawa 67's	68	33	21	10	4	80	249	201	2nd (East)
1999-00	Ottawa 67's	68	43	21	4	1	91	269	189	1st (East)
1998-99	Ottawa 67's	68	48	13	7	7	103	305	164	1st (East)
1997-98	Ottawa 67's	66	40	17	9	8	89	286	172	1st (East)
1996-97	Ottawa 67's	66	49	11	6	6	104	320	177	1st (East)
1995-96	Ottawa 67's	66	39	22	5	5	83	258	200	1st (East)
1994-95	Ottawa 67's	66	22	38	6	6	50	232	276	6th (East)
1993-94	Ottawa 67's	66	33	22	11	7	77	274	229	2nd (Leyden)
1992-93	Ottawa 67's	66	16	42	8	4	40	220	310	8th (Leyden)
1991-92	Ottawa 67's	66	32	30	4	4	68	280	251	6th (Leyden)
1990-91	Ottawa 67's	66	39	25	2	2	80	301	280	4th (Leyden)
1989-90	Ottawa 67's	66	38	26	2	2	78	320	265	4th (Leyden)
1988-89	Ottawa 67's	66	30	32	4	4	64	295	301	5th (Leyden)
1987-88	Ottawa 67's	66	38	26	2	2	78	341	294	2nd (Leyden)
1986-87	Ottawa 67's	66	33	28	5	5	71	310	280	3rd (Leyden)
1985-86	Ottawa 67's	66	18	46	2	2	38	274	352	7th (Leyden)
1984-85	Ottawa 67's	66	20	43	3	3	43	263	376	6th (Leyden)
1983-84	Ottawa 67's	70	50	18	2	2	102	347	223	1st (Leyden)
1982-83	Ottawa 67's	70	46	21	3	3	95	395	278	1st (Leyden)
1981-82	Ottawa 67's	68	47	19	2	2	96	353	248	1st (Leyden)
1980-81	Ottawa 67's	68	45	20	3	3	93	360	264	2nd (Leyden)
1979-80	Ottawa 67's	68	45	20	3	3	93	402	288	2nd (Leyden)
1978-79	Ottawa 67's	68	30	38	0	0	60	319	344	4th (Leyden)
1977-78	Ottawa 67's	68	43	18	7	7	93	405	308	1st (Leyden)
1976-77	Ottawa 67's	66	38	23	5	5	81	348	288	1st (Leyden)
1975-76	Ottawa 67's	66	34	23	9	7	77	331	291	2nd (Leyden)
1974-75	Ottawa 67's	70	33	30	7	7	73	379	382	4th
1973-74	Ottawa 67's	70	30	31	9	9	69	293	276	8th
1972-73	Ottawa 67's	63	41	15	7	7	89	391	243	3rd
1971-72	Ottawa 67's	63	33	25	5	5	73	251	213	4th
1970-71	Ottawa 67's	62	38	18	6	6	82	302	212	3rd
1969-70	Ottawa 67's	54	21	23	10	5	52	213	206	5th
1968-69	Ottawa 67's	54	20	28	6	6	46	214	253	8th
1967-68	Ottawa 67's	54	6	45	3	3	15	105	329	10th
Franchise Totals		3,250	1,676	1,285	212	78	3,648	13,917	12,500	Pct. .561

OWEN SOUND ATTACK

SEASON	NAME	GP	W	L	T/OTL	SL	PTS	GF	GA	FINISH
2015-16	Owen Sound Attack	68	32	25	8	3	75	209	222	4th (Midwest)
2014-15	Owen Sound Attack	68	35	24	2	7	79	240	211	4th (Midwest)
2013-14	Owen Sound Attack	68	31	29	3	5	70	205	237	5th (Midwest)
2012-13	Owen Sound Attack	68	44	18		6	94	231	165	2nd (Midwest)
2011-12	Owen Sound Attack	68	32	29	7	7	71	234	220	3rd (Midwest)
2010-11	Owen Sound Attack	68	46	17		5	97	283	215	1st (Midwest)
2009-10	Owen Sound Attack	68	27	33		8	62	221	276	5th (Midwest)
2008-09	Owen Sound Attack	68	26	27		15	67	226	258	4th (Midwest)
2007-08	Owen Sound Attack	68	20	41		7	47	200	290	4th (Midwest)
2006-07	Owen Sound Attack	68	31	30		7	69	256	261	4th (Midwest)
2005-06	Owen Sound Attack	68	32	29		7	71	239	239	4th (Midwest)
2004-05	Owen Sound Attack	68	40	18	7	3	90	245	187	2nd (Midwest)
2003-04	Owen Sound Attack	68	30	27	7	4	71	202	210	4th (Midwest)
2002-03	Owen Sound Attack	68	27	30	7	4	65	206	243	4th (Midwest)
2001-02	Owen Sound Attack	68	24	31	10	3	61	200	240	4th (Midwest)
2000-01	Owen Sound Attack	68	31	27	7	3	72	256	236	4th (Midwest)
1999-00	Owen Sound Platers	68	21	41	6	6	54	237	292	5th (Midwest)
1998-99	Owen Sound Platers	68	39	24	5		83	312	293	2nd (Midwest)
1997-98	Owen Sound Platers	66	27	34	5		59	270	312	4th (Central)
1996-97	Owen Sound Platers	66	27	37	2		56	258	318	4th (Central)
1995-96	Owen Sound Platers	66	29	32	5		63	274	313	4th (Central)
1994-95	Owen Sound Platers	66	22	38	6		50	239	299	3rd (Central)
1993-94	Owen Sound Platers	66	34	30	2		70	303	284	4th (Emms)
1992-93	Owen Sound Platers	66	29	29	8		66	330	324	4th (Emms)
1991-92	Owen Sound Platers	66	23	41	2		48	260	315	6th (Emms)
1990-91	Owen Sound Platers	66	13	48	5		31	269	373	7th (Emms)
1989-90	Owen Sound Platers	66	28	31	7		63	265	305	4th (Emms)
1988-89	Guelph Platers	66	26	32	8		60	257	288	4th (Emms)
1987-88	Guelph Platers	66	21	40	5		47	249	318	7th (Emms)
1986-87	Guelph Platers	66	29	35	2		60	275	281	6th (Emms)
1985-86	Guelph Platers	66	41	23	2		84	297	235	2nd (Emms)
1984-85	Guelph Platers	66	21	40	5		47	230	332	7th (Emms)
1983-84	Guelph Platers	70	20	46	4		44	252	366	7th (Emms)
1982-83	Guelph Platers	70	7	63	0		14	246	555	8th (Emms)
Franchise Totals		2,288	965	1,099	130	100	2,160	8,476	9,513	Pct. .472

PETERBOROUGH PETES

SEASON	NAME	GP	W	L	T/OTL	SL	PTS	GF	GA	FINISH
2015-16	Peterborough Petes	68	33	28	2	5	73	240	259	3rd (East)
2014-15	Peterborough Petes	68	26	36	6	6	58	203	268	5th (East)
2013-14	Peterborough Petes	68	32	30	0	6	70	233	269	3rd (East)
2012-13	Peterborough Petes	68	26	35	7	5	59	202	254	4th (East)
2011-12	Peterborough Petes	68	27	34	7	6	61	219	281	4th (East)
2010-11	Peterborough Petes	68	20	45	3	3	43	195	298	5th (East)
2009-10	Peterborough Petes	68	29	35	4	6	62	231	277	3rd (East)
2008-09	Peterborough Petes	68	28	37	3	3	59	210	266	3rd (East)
2007-08	Peterborough Petes	68	28	36	4	6	60	199	250	4th (East)
2006-07	Peterborough Petes	68	24	39	5	5	53	198	274	5th (East)
2005-06	Peterborough Petes	68	47	16		5	99	269	199	1st (East)
2004-05	Peterborough Petes	68	34	21	9	4	81	238	215	1st (East)
2003-04	Peterborough Petes	68	22	40	3	3	50	191	244	4th (East)
2002-03	Peterborough Petes	68	32	22	11	3	78	222	215	2nd (East)
2001-02	Peterborough Petes	68	33	22	7	6	79	242	215	3rd (East)
2000-01	Peterborough Petes	68	30	28	8	2	70	221	213	3rd (East)
1999-00	Peterborough Petes	68	34	27	7	1	76	242	219	4th (East)
1998-99	Peterborough Petes	68	40	26	2		82	266	213	4th (East)
1997-98	Peterborough Petes	66	20	36	10		50	212	273	5th (East)
1996-97	Peterborough Petes	66	39	25	2		80	251	238	3rd (East)
1995-96	Peterborough Petes	66	35	22	9		79	289	235	2nd (East)
1994-95	Peterborough Petes	66	26	34	6		58	255	286	5th (East)
1993-94	Peterborough Petes	66	15	41	10		40	252	350	7th (Leyden)
1992-93	Peterborough Petes	66	46	15	5		97	352	239	1st (Leyden)
1991-92	Peterborough Petes	66	41	18	7		89	318	256	1st (Leyden)
1990-91	Peterborough Petes	66	33	26	7		73	272	254	5th (Leyden)
1989-90	Peterborough Petes	66	37	23	6		80	294	236	3rd (Leyden)
1988-89	Peterborough Petes	66	42	22	2		86	302	235	1st (Leyden)
1987-88	Peterborough Petes	66	44	17	5		93	325	212	1st (Leyden)
1986-87	Peterborough Petes	66	35	24	7		77	267	212	2nd (Leyden)
1985-86	Peterborough Petes	66	45	19	2		92	289	190	1st (Leyden)
1984-85	Peterborough Petes	66	42	20	4		88	354	233	1st (Leyden)

1983-84	Peterborough Petes	70	43	23	4	90	380	307	3rd (Leyden)	
1982-83	Peterborough Petes	70	46	22	2	94	367	278	2nd (Leyden)	
1981-82	Peterborough Petes	68	36	29	3	75	291	266	3rd (Leyden)	
1980-81	Peterborough Petes	68	29	36	3	61	287	290	5th (Leyden)	
1979-80	Peterborough Petes	68	47	20	1	95	316	238	1st (Leyden)	
1978-79	Peterborough Petes	68	46	19	3	95	341	245	1st (Leyden)	
1977-78	Peterborough Petes	68	37	18	13	87	327	273	2nd (Leyden)	
1976-77	Peterborough Petes	66	31	28	7	69	307	209	4th (Leyden)	
1975-76	Peterborough Petes	66	18	37	11	47	204	284	6th (Leyden)	
1974-75	Peterborough Petes	70	37	20	13	87	311	254	2nd	
1973-74	Peterborough Petes	70	35	21	14	84	255	230	3rd	
1972-73	Peterborough Petes	63	42	13	8	92	330	234	2nd	
1971-72	Peterborough Petes	63	34	20	9	77	292	251	3rd	
1970-71	Peterborough Petes	62	41	13	8	90	290	174	1st	
1969-70	Peterborough Petes	54	29	13	12	70	240	172	2nd	
1968-69	Peterborough Petes	54	27	18	9	63	222	193	3rd	
1967-68	Peterborough Petes	54	13	30	11	37	183	243	8th	
1966-67	Peterborough Petes	48	15	23	10	40	183	219	8th	
1965-66	Peterborough Petes	48	24	14	10	58	211	171	1st	
1964-65	Peterborough Petes	56	28	20	8	64	243	197	3rd	
1963-64	Peterborough Petes	56	24	25	7	55	176	200	5th	
1962-63	Peterborough Petes	50	21	18	11	53	144	132	3rd	
1961-62	Peterborough Petes	50	9	33	8	26	114	210	6th	
1960-61	Peterborough T.P.T's	48	16	24	8	40	167	188	5th	
1959-60	Peterborough T.P.T's	48	22	23	3	47	206	205	5th	
1958-59	Peterborough T.P.T's	54	29	20	5	63	222	179	2nd	
1957-58	Peterborough T.P.T's	52	21	25	6	48	159	185	5th	
1956-57	Peterborough T.P.T's	52	11	40	1	23	139	239	7th	
Franchise Totals		3,812	1,856	1,544	339	74	4,125	14,960	14,144	Pct. .541

SAGINAW SPIRIT

SEASON	NAME	GP	W	L	T/OTL	SL	PTS	GF	GA	FINISH
2015-16	Saginaw Spirit	68	24	36	5	3	56	209	282	4th (West)
2014-15	Saginaw Spirit	68	29	36		3	61	212	271	3rd (West)
2013-14	Saginaw Spirit	68	33	30	4	1	71	254	248	3rd (West)
2012-13	Saginaw Spirit	68	32	29	7	7	71	250	264	4th (West)
2011-12	Saginaw Spirit	68	33	27	8	74	259	259	3rd (West)	
2010-11	Saginaw Spirit	68	40	22	6	86	243	207	1st (West)	
2009-10	Saginaw Spirit	68	34	27	7	75	240	230	4th (West)	
2008-09	Saginaw Spirit	68	36	24	8	80	235	219	2nd (West)	
2007-08	Saginaw Spirit	68	33	25	10	76	234	231	4th (West)	
2006-07	Saginaw Spirit	68	44	21	3	91	291	217	2nd (West)	
2005-06	Saginaw Spirit	68	36	30	2	74	242	246	2nd (West)	
2004-05	Saginaw Spirit	68	18	42	4	44	150	260	4th (West)	
2003-04	Saginaw Spirit	68	16	45	3	4	39	161	228	5th (West)
2002-03	Saginaw Spirit	68	11	45	5	7	34	158	275	5th (West)
2001-02	North Bay Centennials	68	18	37	8	5	49	185	247	4th (Central)
2000-01	North Bay Centennials	68	32	28	6	2	72	232	220	3rd (Central)
1999-00	North Bay Centennials	68	24	38	6	3	57	214	253	3rd (Central)
1998-99	North Bay Centennials	68	22	40	6		50	215	248	3rd (Central)
1997-98	North Bay Centennials	66	15	45	6		36	213	291	6th (Central)
1996-97	North Bay Centennials	66	14	44	8		36	214	337	6th (East)
1995-96	North Bay Centennials	66	14	45	7		35	242	360	6th (East)
1994-95	North Bay Centennials	66	35	27	4		74	272	247	3rd (East)
1993-94	North Bay Centennials	66	46	15	5		97	351	266	1st (Leyden)
1992-93	North Bay Centennials	66	22	38	6		50	251	299	7th (Leyden)
1991-92	North Bay Centennials	66	40	21	5		85	323	259	2nd (Leyden)
1990-91	North Bay Centennials	66	40	23	3		83	322	247	2nd (Leyden)
1989-90	North Bay Centennials	66	23	35	8		54	292	314	5th (Emms)
1988-89	North Bay Centennials	66	24	36	6		54	282	334	6th (Emms)
1987-88	North Bay Centennials	66	31	30	5		67	284	257	4th (Emms)
1986-87	North Bay Centennials	66	46	18	2		94	357	216	1st (Emms)
1985-86	North Bay Centennials	66	41	21	4		86	330	240	1st (Emms)
1984-85	North Bay Centennials	66	34	28	4		72	289	254	3rd (Emms)
1983-84	North Bay Centennials	70	22	43	5		49	236	327	5th (Emms)
1982-83	North Bay Centennials	70	44	23	3		91	352	285	3rd (Emms)
1981-82	Niagara Falls Flyers	68	31	34	3		65	311	338	4th (Emms)
1980-81	Niagara Falls Flyers	68	30	36	2		62	354	359	4th (Emms)†
1979-80	Niagara Falls Flyers	68	29	39	0		58	325	355	4th (Emms)
1978-79	Niagara Falls Flyers	68	43	21	4		90	361	243	1st (Emms)
1977-78	Niagara Falls Flyers	68	17	41	10		44	261	340	6th (Emms)
1976-77	Niagara Falls Flyers	66	15	45	6		36	254	370	6th (Emms)
1975-76	St. Catharines Black Hawks	66	16	40	10		42	283	366	5th (Emms)

1974-75	St. Catharines Black Hawks	70	30	33	7	67	284	300	6th	
1973-74	St. Catharines Black Hawks	70	41	23	6	88	358	278	2nd	
1972-73	St. Catharines Black Hawks	63	24	23	11	59	280	318	5th	
1971-72	St. Catharines Black Hawks	63	25	31	7	57	258	298	7th	
1970-71	St. Catharines Black Hawks	62	40	17	5	85	343	236	2nd	
1969-70	St. Catharines Black Hawks	54	30	18	6	66	268	210	3rd	
1968-69	St. Catharines Black Hawks	54	31	11	12	74	269	206	2nd	
1967-68	St. Catharines Black Hawks	54	21	30	3	45	200	211	6th	
1966-67	St. Catharines Black Hawks	48	19	20	9	47	175	155	5th	
1965-66	St. Catharines Black Hawks	48	15	26	7	37	182	231	8th	
1964-65	St. Catharines Black Hawks	56	19	28	9	47	236	253	7th	
1963-64	St. Catharines Black Hawks	56	29	20	7	65	244	215	3rd	
1962-63	St. Catharines Black Hawks	50	15	24	11	41	172	224	5th	
1961-62	St. Catharines Teepees	50	19	23	8	46	194	206	3rd	
1960-61	St. Catharines Teepees	48	18	24	6	42	167	204	5th	
1959-60	St. Catharines Teepees	48	25	19	4	54	209	191	2nd	
1958-59	St. Catharines Teepees	54	40	11	3	84	257	175	1st	
1957-58	St. Catharines Teepees	52	32	14	6	70	246	174	1st	
1956-57	St. Catharines Teepees	52	25	25	2	52	184	193	3rd	
Franchise Totals		3,812	1,685	1,750	292	83	3,746	15,269	15,587	Pct. .491

SARNIA STING

SEASON	NAME	GP	W	L	T/OTL	SL	PTS	GF	GA	FINISH
2015-16	Sarnia Sting	68	42	19	5	2	91	254	192	1st (West)
2014-15	Sarnia Sting	68	29	32	4	3	65	232	263	2nd (West)
2013-14	Sarnia Sting	68	17	44	2	5	41	211	341	5th (West)
2012-13	Sarnia Sting	68	35	28	5	5	75	247	254	3rd (West)
2011-12	Sarnia Sting	68	34	27	7	7	75	243	235	2nd (West)
2010-11	Sarnia Sting	68	25	36	7	7	57	243	321	4th (West)
2009-10	Sarnia Sting	68	17	46	5	5	39	184	295	5th (West)
2008-09	Sarnia Sting	68	35	26	7	7	77	216	210	4th (West)
2007-08	Sarnia Sting	68	37	29	2	2	76	251	229	3rd (West)
2006-07	Sarnia Sting	68	34	24	10	7	78	270	241	4th (West)
2005-06	Sarnia Sting	68	17	46	5	5	39	197	295	5th (West)
2004-05	Sarnia Sting	68	16	41	6	5	43	156	228	5th (West)
2003-04	Sarnia Sting	68	37	23	4	4	82	220	210	1st (West)
2002-03	Sarnia Sting	68	41	19	7	1	90	251	193	2nd (West)
2001-02	Sarnia Sting	68	27	29	5	7	66	236	260	4th (West)
2000-01	Sarnia Sting	68	28	31	7	2	65	235	244	3rd (West)
1999-00	Sarnia Sting	68	33	27	8	0	74	211	189	3rd (West)
1998-99	Sarnia Sting	68	37	25	6	6	80	279	216	2nd (West)
1997-98	Sarnia Sting	66	32	21	13	7	77	253	227	3rd (West)
1996-97	Sarnia Sting	66	35	24	7	7	77	286	251	2nd (West)
1995-96	Sarnia Sting	66	39	23	4	4	82	330	276	2nd (West)
1994-95	Sarnia Sting	66	24	37	5	5	53	250	292	3rd (West)
1993-94	Newmarket Royals	66	9	47	10	2	28	231	377	8th (Leyden)
1992-93	Newmarket Royals	66	29	28	9	9	67	310	301	5th (Leyden)
1991-92	Cornwall Royals	66	38	22	6	6	82	328	289	3rd (Leyden)
1990-91	Cornwall Royals	66	23	42	1	4	47	281	335	7th (Leyden)
1989-90	Cornwall Royals	66	24	38	4	4	52	309	361	6th (Leyden)
1988-89	Cornwall Royals	66	31	30	5	7	67	350	308	4th (Leyden)
1987-88	Cornwall Royals	66	35	24	7	7	77	333	255	3rd (Leyden)
1986-87	Cornwall Royals	66	23	40	3	8	49	261	369	6th (Leyden)
1985-86	Cornwall Royals	66	28	36	2	5	58	307	356	5th (Leyden)
1984-85	Cornwall Royals	66	34	30	2	2	70	355	344	4th (Leyden)
1983-84	Cornwall Royals	70	33	37	0	0	66	348	375	6th (Leyden)
1982-83	Cornwall Royals	70	36	33	1	1	73	370	335	5th (Leyden)
1981-82	Cornwall Royals	68	28	35	5	5	61	303	327	6th (Leyden)
Franchise Totals		2,356	1,042	1,099	138	77	2,299	9,341	9,794	Pct. .488

SAULT STE. MARIE GREYHOUNDS

SEASON	NAME	GP	W	L	T/OTL	SL	PTS	GF	GA	FINISH
2015-16	Sault Ste. Marie Greyhounds	68	33	27	7	1	74	243	233	3rd (West)
2014-15	Sault Ste. Marie Greyhounds	68	50	14	2	2	110	331	212	1st (Midwest)
2013-14	Sault Ste. Marie Greyhounds	68	44	17	7	7	95	267	198	1st (West)
2012-13	Sault Ste. Marie Greyhounds	68	36	26	6	6	78	262	257	2nd (West)
2011-12	Sault Ste. Marie Greyhounds	68	29	33	6	6	64	227	272	5th (West)
2010-11	Sault Ste. Marie Greyhounds	68	24	36	8	8	56	238	277	5th (West)
2009-10	Sault Ste. Marie Greyhounds	68	36	27	5	5	77	237	213	3rd (West)
2008-09	Sault Ste. Marie Greyhounds	68	19	45	4	4	42	172	290	5th (West)
2007-08	Sault Ste. Marie Greyhounds	68	44	18	6	6	94	247	173	1st (West)
2006-07	Sault Ste. Marie Greyhounds	68	37	23	8	8	82	227	219	3rd (West)
2005-06	Sault Ste. Marie Greyhounds	68	29	31	8	8	66	201	213	4th (West)

2004-05	Sault Ste. Marie Greyhounds	68	33	25	9	1	76	210	188	1st (West)
2003-04	Sault Ste. Marie Greyhounds	68	30	34	3	1	64	196	223	4th (West)
2002-03	Sault Ste. Marie Greyhounds	68	26	33	6	3	61	232	284	4th (West)
2001-02	Sault Ste. Marie Greyhounds	68	38	20	10	0	86	237	200	2nd (West)
2000-01	Sault Ste. Marie Greyhounds	68	23	38	4	3	53	188	256	5th (West)
1999-00	Sault Ste. Marie Greyhounds	68	37	25	6	5	85	270	217	2nd (West)
1998-99	Sault Ste. Marie Greyhounds	68	31	29	8	7	70	244	242	4th (West)
1997-98	Sault Ste. Marie Greyhounds	66	20	39	7	7	47	232	296	5th (West)
1996-97	Sault Ste. Marie Greyhounds	66	39	17	10	8	88	309	220	1st (West)
1995-96	Sault Ste. Marie Greyhounds	66	38	23	5	8	81	312	254	3rd (West)
1994-95	Sault Ste. Marie Greyhounds	66	17	45	4	3	38	228	346	5th (West)
1993-94	Sault Ste. Marie Greyhounds	66	35	24	7	7	77	319	268	2nd (Emms)
1992-93	Sault Ste. Marie Greyhounds	66	38	23	5	8	81	334	260	1st (Emms)
1991-92	Sault Ste. Marie Greyhounds	66	41	19	6	8	88	335	229	1st (Emms)
1990-91	Sault Ste. Marie Greyhounds	66	42	21	3	8	87	303	217	1st (Emms)
1989-90	Sault Ste. Marie Greyhounds	66	18	42	6	4	42	229	289	7th (Emms)
1988-89	Sault Ste. Marie Greyhounds	66	21	43	2	4	44	227	304	8th (Emms)
1987-88	Sault Ste. Marie Greyhounds	66	32	33	1	6	65	272	294	5th (Emms)
1986-87	Sault Ste. Marie Greyhounds	66	31	31	4	6	66	301	299	5th (Emms)
1985-86	Sault Ste. Marie Greyhounds	66	15	48	3	3	33	263	387	8th (Emms)
1984-85	Sault Ste. Marie Greyhounds	66	54	11	1	1	109	381	215	1st (Emms)
1983-84	Sault Ste. Marie Greyhounds	70	38	28	4	8	80	373	321	3rd (Emms)
1982-83	Sault Ste. Marie Greyhounds	70	48	21	1	9	97	363	270	1st (Emms)
1981-82	Sault Ste. Marie Greyhounds	68	40	25	3	8	83	274	243	2nd (Emms)
1980-81	Sault Ste. Marie Greyhounds	68	47	19	2	9	96	412	290	1st (Leyden)
1979-80	Sault Ste. Marie Greyhounds	68	22	45	1	4	45	281	379	6th (Leyden)
1978-79	Sault Ste. Marie Greyhounds	68	26	42	0	5	52	317	415	6th (Leyden)
1977-78	Sault Ste. Marie Greyhounds	68	26	32	10	6	62	330	346	5th (Leyden)
1976-77	Sault Ste. Marie Greyhounds	66	20	41	5	4	45	261	375	5th (Leyden)
1975-76	Sault Ste. Marie Greyhounds	66	27	26	13	6	67	341	319	5th (Leyden)
1974-75	Sault Ste. Marie Greyhounds	70	25	36	9	5	59	312	367	9th T
1973-74	Sault Ste. Marie Greyhounds	70	24	40	6	5	54	295	352	9th
1972-73	Sault Ste. Marie Greyhounds	63	11	42	10	3	32	244	396	10th
Franchise Totals		2,963	1,394	1,317	181	74	3,051	12,077	12,118	Pct. .515

SUDBURY WOLVES

SEASON	NAME	GP	W	L	T/OTL	SL	PTS	GF	GA	FINISH
2015-16	Sudbury Wolves	68	16	46	5	1	38	183	328	5th (Central)
2014-15	Sudbury Wolves	68	12	54	2	2	26	149	323	5th (Central)
2013-14	Sudbury Wolves	68	33	24	11	7	77	220	228	3rd (Central)
2012-13	Sudbury Wolves	68	29	27	12	7	70	214	234	3rd (Central)
2011-12	Sudbury Wolves	68	36	26	6	7	78	242	240	4th (Central)
2010-11	Sudbury Wolves	68	29	35	4	6	62	235	276	4th (Central)
2009-10	Sudbury Wolves	68	26	35	7	5	59	193	267	5th (Central)
2008-09	Sudbury Wolves	68	26	35	7	5	59	227	282	5th (Central)
2007-08	Sudbury Wolves	68	17	46	5	5	39	175	292	5th (Central)
2006-07	Sudbury Wolves	68	29	30	9	6	67	225	241	3rd (Central)
2005-06	Sudbury Wolves	68	34	28	6	7	74	227	222	3rd (Central)
2004-05	Sudbury Wolves	68	32	23	6	7	77	201	185	4th (Central)
2003-04	Sudbury Wolves	68	25	32	6	5	61	185	220	5th (Central)
2002-03	Sudbury Wolves	68	16	46	4	2	38	175	273	5th (Central)
2001-02	Sudbury Wolves	68	25	33	5	5	60	171	216	3rd (Central)
2000-01	Sudbury Wolves	68	35	22	8	3	81	237	196	1st (Central)
1999-00	Sudbury Wolves	68	38	25	5	1	84	262	221	2nd (Central)
1998-99	Sudbury Wolves	68	25	35	8	5	58	261	288	2nd (Central)
1997-98	Sudbury Wolves	66	25	34	7	5	57	257	268	5th (Central)
1996-97	Sudbury Wolves	66	21	37	8	5	50	251	302	6th (Central)
1995-96	Sudbury Wolves	66	27	36	3	5	57	262	288	6th (Central)
1994-95	Sudbury Wolves	66	43	17	6	9	92	314	208	2nd (Central)
1993-94	Sudbury Wolves	66	34	26	6	7	74	299	275	3rd (Leyden)
1992-93	Sudbury Wolves	66	31	30	5	6	67	291	300	4th (Leyden)
1991-92	Sudbury Wolves	66	33	27	6	7	72	331	320	4th (Leyden)
1990-91	Sudbury Wolves	66	33	28	5	7	71	288	265	6th (Leyden)
1989-90	Sudbury Wolves	66	36	23	7	7	79	295	267	3rd (Emms)
1988-89	Sudbury Wolves	66	23	36	7	5	53	262	334	7th (Emms)
1987-88	Sudbury Wolves	66	17	48	1	3	35	208	339	8th (Emms)
1986-87	Sudbury Wolves	66	20	44	2	4	42	285	377	8th (Emms)
1985-86	Sudbury Wolves	66	29	33	4	6	62	293	330	5th (Emms)
1984-85	Sudbury Wolves	66	17	46	3	3	37	224	348	8th (Emms)
1983-84	Sudbury Wolves	70	19	50	1	3	39	287	427	8th (Emms)
1982-83	Sudbury Wolves	70	15	55	0	3	30	269	422	7th (Emms)
1981-82	Sudbury Wolves	68	19	48	1	3	39	274	401	7th (Emms)
1980-81	Sudbury Wolves	68	20	45	3	4	43	284	380	6th (Leyden)

1979-80	Sudbury Wolves	68	33	33	2	68	299	309	5th (Leyden)	
1978-79	Sudbury Wolves	68	40	27	1	81	397	361	2nd (Leyden)	
1977-78	Sudbury Wolves	68	16	42	10	42	255	377	6th (Leyden)	
1976-77	Sudbury Wolves	66	38	24	4	80	385	290	2nd (Leyden)	
1975-76	Sudbury Wolves	66	47	11	8	102	384	224	1st (Leyden)	
1974-75	Sudbury Wolves	70	31	29	10	72	324	289	5th	
1973-74	Sudbury Wolves	70	31	26	13	75	298	288	5th	
1972-73	Sudbury Wolves	63	21	32	10	52	289	379	7th	
1971-72	Niagara Falls Flyers	63	27	27	9	63	280	293	6th	
1970-71	Niagara Falls Flyers	62	11	44	7	29	193	350	10th	
1969-70	Niagara Falls Flyers	54	10	41	3	23	151	313	10th	
1968-69	Niagara Falls Flyers	54	28	24	2	58	222	229	4th	
1967-68	Niagara Falls Flyers	54	32	15	7	71	255	169	4th	
1966-67	Niagara Falls Flyers	48	23	15	10	56	238	195	3rd	
1965-66	Niagara Falls Flyers	48	23	15	10	56	210	162	3rd	
1964-65	Niagara Falls Flyers	56	36	11	9	81	236	168	1st	
1963-64	Niagara Falls Flyers	56	26	22	8	60	207	178	4th	
1962-63	Niagara Falls Flyers	50	31	12	7	69	212	146	1st Provincial Jr.A	
1961-62	Niagara Falls Flyers	50	16	23	11	43	193	193	4th Provincial Jr.A	
1960-61	Niagara Falls Flyers	48	22	21	5	49	167	166	4th	
1959-60	Barrie Flyers	48	24	18	6	54	193	172	3rd	
1958-59	Barrie Flyers	54	21	27	6	48	178	192	5th	
1957-58	Barrie Flyers	51	18	29	4	40	201	234	6th	
1956-57	Barrie Flyers	52	13	37	2	28	147	218	6th	
Franchise Totals		3,811	1,563	1,870	286	93	3,507	14,670	16,278	Pct. .460

WINDSOR SPITFIRES

SEASON	NAME	GP	W	L	T/OTL	SL	PTS	GF	GA	FINISH
2015-16	Windsor Spitfires	68	40	21	6	1	87	253	200	2nd (West)
2014-15	Windsor Spitfires	68	24	40	2	2	52	223	305	5th (West)
2013-14	Windsor Spitfires	68	37	28	3	0	77	249	235	2nd (West)
2012-13	Windsor Spitfires	68	26	33	9	61	212	278	5th (West)	
2011-12	Windsor Spitfires	68	29	32	7	65	213	258	4th (West)	
2010-11	Windsor Spitfires	68	39	23	6	84	280	247	2nd (West)	
2009-10	Windsor Spitfires	68	50	12	6	106	331	203	1st (West)	
2008-09	Windsor Spitfires	68	57	10	1	115	311	171	1st (West)	
2007-08	Windsor Spitfires	68	41	15	12	94	279	205	2nd (West)	
2006-07	Windsor Spitfires	68	18	43	7	43	209	311	5th (West)	
2005-06	Windsor Spitfires	68	32	29	7	71	247	252	3rd (West)	
2004-05	Windsor Spitfires	68	26	29	6	7	65	223	253	3rd (West)
2003-04	Windsor Spitfires	68	27	30	3	8	65	201	219	3rd (West)
2002-03	Windsor Spitfires	68	37	25	5	1	80	259	221	3rd (West)
2001-02	Windsor Spitfires	68	33	24	6	5	77	253	229	3rd (West)
2000-01	Windsor Spitfires	68	34	22	8	4	80	257	221	2nd (West)
1999-00	Windsor Spitfires	68	35	31	2	1	73	213	231	4th (West)
1998-99	Windsor Spitfires	68	23	39	6	52	203	294	5th (West)	
1997-98	Windsor Spitfires	66	19	42	5	43	261	340	6th (West)	
1996-97	Windsor Spitfires	66	29	29	8	66	303	285	3rd (West)	
1995-96	Windsor Spitfires	66	21	41	4	46	256	312	4th (West)	
1994-95	Windsor Spitfires	66	41	22	3	85	303	232	2nd (West)	
1993-94	Windsor Spitfires	66	25	36	5	55	253	298	7th (Emms)	
1992-93	Windsor Spitfires	66	19	42	5	43	240	343	8th (Emms)	
1991-92	Windsor Spitfires	66	25	33	8	58	272	316	5th (Emms)	
1990-91	Windsor Spitfires	66	33	29	4	70	307	279	4th (Emms)	
1989-90	Windsor Spitfires	66	17	41	8	42	233	341	8th (Emms)	
1988-89	Windsor Spitfires	66	25	37	4	54	272	321	5th (Emms)	
1987-88	Windsor Spitfires	66	50	14	2	102	396	215	1st (Emms)	
1986-87	Windsor Spitfires	66	36	25	5	77	287	249	3rd (Emms)	
1985-86	Windsor Spitfires	66	34	26	6	74	280	259	3rd (Emms)	
1984-85	Windsor Spitfires	66	28	35	3	59	267	301	5th (Emms)	
1983-84	Windsor Spitfires	70	22	46	2	46	280	379	6th (Emms)	
1982-83	Windsor Spitfires	70	19	50	1	39	289	394	6th (Emms)	
1981-82	Windsor Spitfires	68	22	42	4	48	269	343	6th (Emms)	
1980-81	Windsor Spitfires	68	33	33	2	68	322	337	2nd (Emms)	
1979-80	Windsor Spitfires	68	36	31	1	73	323	344	1st (Emms)	
1978-79	Windsor Spitfires	68	32	35	1	65	323	322	3rd (Emms)	
1977-78	Windsor Spitfires	68	36	24	8	80	338	289	2nd (Emms)	
1976-77	Windsor Spitfires	66	21	37	8	50	294	386	5th (Emms)	
1975-76	Windsor Spitfires	66	12	50	4	28	251	470	6th (Emms)	
Franchise Totals		2,760	1,243	1,286	148	84	2,718	11,035	11,688	Pct. .492

TEAM RECORDS

Ontario Hockey League records have been fully compiled since the 1975-76 season which coincided with the establishment of the League office. Detailed records from before that time are not available and as a result, only certain team and individual records were available from final statistic releases and are acknowledged in the OHL Record Book.

SEASON

Best Winning Percentage, One Season

- .882 London Knights 2004-05 (59-7-2-0; 120 points in 68 games)
- .853 Barrie Colts 2009-10 (57-9-0-2; 116 points in 68 games)
- .846 Windsor Spitfires 2008-09 (57-10-0-1; 115 points in 68 games)
- .826 Sault Ste. Marie Greyhounds 1984-85 (54-11-1; 109 points in 66 games)
- .818 Toronto Marlboros 1972-73 (47-7-9; 103 points in 63 games)

Most Points, One Season

- 120 London Knights 2004-05 (59-7-2-0 in 68 games)
- 116 Barrie Colts 2009-10 (57-9-0-2 in 68 games)
- 115 Windsor Spitfires 2008-09 (57-10-0-1 in 68 games)
- 110 London Knights 2003-04 (53-11-2-2 in 68 games), Kitchener Rangers 2007-08 (53-11-1-3 in 68 games), Sault Ste. Marie Greyhounds (2014-15 in 68 games)
- 109 Sault Ste. Marie Greyhounds 1984-85 (54-11-1 in 66 games)

Fewest Points, One Season

- 9 London Knights 1995-96 (3-60-3 in 66 games)
- 11 Mississauga IceDogs 1998-99 (4-61-3 in 68 games)

Most Wins, One Season

- 59 London Knights 2004-05 (68 games)
- 57 Windsor Spitfires 2008-09 (68 games); Barrie Colts 2009-10 (68 games)
- 54 Sault Ste. Marie Greyhounds 1984-85 (66 games) and 2014-15 (68 games)
- 53 London Knights 2003-04 (68 games); Kitchener Rangers 2007-08 (68 games); St. Michael's Majors 2010-11 (68 games)
- 52 Kitchener Rangers 1983-84 (70 games), Guelph Storm 2013-14 (68 games), Erie Otters 2013-14 (68 games) and 2015-16 (68 games)

Fewest Wins, One Season

- 3 Mississauga IceDogs 2000-01 (68 games); London Knights 1995-96 (66 games)
- 4 Guelph Storm 1991-92 (66 games); Mississauga IceDogs 1998-99 (68 games)

Most Losses, One Season

- 63 Guelph Platers 1982-83 (70 games)
- 61 Mississauga IceDogs 1998-99 (68 games)
- 60 London Knights 1995-96 (66 games)

Fewest Losses, One Season

- 7 London Knights 2004-05 (68 games)
- 7 Toronto Marlboros 1972-73 (63 games)

Most Ties, One Season (no overtime)

- 14 Hamilton Fincups 1977-78 (68 games), Peterborough Petes 1973-74 (70 games)

Most Ties, One Season (with overtime)

- 13 Sarnia Sting 1997-98 (66 games)
- 12 Belleville Bulls 1991-92 (66 games); Plymouth Whalers 2001-02 (68 games); Barrie Colts 2003-04 (68 games)

Fewest Ties, One Season (with overtime)

- 0 17 times since 1978-79

Fewest Ties, One Season (no overtime)

- 2 London Knights 1976-77 (66 games)

Most Home Wins, One Season

- 33 Sault Ste. Marie Greyhounds 1984-85 (66 games)
- 31 Oshawa Generals 1979-80 (68 games), Kitchener Rangers 1983-84 (70 games), Ottawa 67's 1982-83 (70 games), Windsor Spitfires 2008-09 (68 games); Sault Ste. Marie Greyhounds 2014-15 (68 games)

Most Road Wins, One Season

- 28 London Knights 2004-05 (68 games)
- 27 Barrie Colts 2009-10 (68 games); Erie Otters 2015-16 (68 games)
- 26 Windsor Spitfires 2008-09 (68 games)
- 25 Kitchener Rangers 2007-08 (68 games)
- 24 Ottawa 67's 1998-99 (68 games); Guelph Storm 2003-04 (68 games); London Knights 2011-12 (68 games)
- 23 London Knights 1976-77 (66 games); Windsor Spitfires 1987-88 (66 games); Ottawa 67's 1983-84 (70 games) and 1996-97 (66 games); Plymouth Whalers 1998-99 (68 games); Kitchener Rangers 2002-03 (68 games); London Knights 2003-04 (68 games); Guelph Storm 2013-14 (68 games)

Most Home Losses, One Season

- 30 Guelph Platers 1982-83 (70 games)
- 29 London Knights 1995-96 (66 games); Mississauga IceDogs 1998-99 (68 games)

Most Road Losses, One Season

- 33 Guelph Platers 1982-83 (70 games)
- 32 Mississauga IceDogs 1998-99 (68 games); Mississauga IceDogs 2000-01 (68 games)

Most Home Ties, One Season

- 10 Guelph Storm 1991-92 (66 games)
- 9 Hamilton Fincups 1977-78 (68 games)

Most Road Ties, One Season

- 10 Peterborough Petes 1977-78 (68 games)

Fewest Home Wins, One Season

- 2 Mississauga IceDogs 2000-01 (68 games); 1998-99 (68 games); London Knights 1995-96 (66 games)
- 3 Guelph Storm 1991-92 (66 games)

Fewest Road Wins, One Season

- 0 Newmarket Royals 1993-94 (66 games)
- 1 Mississauga IceDogs 2000-01 (68 games); Oshawa Generals 1976-77 (66 games), Guelph Storm 1991-92 (66 games), London Knights 1995-96 (66 games)

Fewest Home Losses, One Season

- 0 Sault Ste. Marie Greyhounds 1984-85 (66 games)
- 1 London Knights 2004-05 (68 games)
- 2 Ottawa 67's 1977-78 (68 games); St. Catharines Fincups 1976-77 (66 games); Guelph Storm 1994-95 (66 games); Barrie Colts 1998-99 (68 games)

Fewest Road Losses, One Season

- 6 London Knights 2004-05 (68 games)
- 7 Ottawa 67's 1998-99 (68 games); Oshawa Generals 1990-91 (66 games); Windsor Spitfires 2008-09 (68 games); Barrie Colts 2009-10 (68 games); Erie Otters 2015-16 (68 games)
- 8 Sudbury Wolves 1975-76 (66 games); Peterborough Petes 1987-88 (66 games); Guelph Storm 1995-96 (66 games); Plymouth Whalers 2002-03 (68 games); Guelph Storm 2003-04 (68 games); London Knights 2003-04 (68 games)

Longest Winning Streak (Games)

- 25 Kitchener Rangers, Jan. 11, 1984 through March 16, 1984
- 24 London Knights, Nov. 2, 2012 through Dec. 31, 2012
- 22 Barrie Colts, Oct. 24, 2009 through December 29, 2009
- 18 London Knights, Oct. 23, 2004 through Dec. 8, 2004
- 17 Plymouth Whalers, February 4, 2000 through March 12, 2000

Longest Home Winning Streak (Games)

- 33 Sault Ste. Marie Greyhounds 1984-85 season (33-0-0)
- 20 St. Catharines Fincups, Sept. 24, 1976 through Jan. 18, 1977
- 19 Erie Otters, Oct. 5, 2013 to Dec. 31, 2013

Longest Road Winning Streak (Games)

- 15 London Knights, Sept. 23, 2004 through Dec. 29, 2004
- 13 Barrie Colts, Oct. 16, 2009 through Dec. 29, 2009
- 11 Kitchener Rangers, Jan. 11 1984 through March 6, 1984
- 9 S.S. Marie Greyhounds, Oct. 24, 1980 through Dec. 3, 1980; Peterborough Petes, Jan. 28, 1992 through March 3, 1992.

Longest Undefeated Streak (Games)

- 31 London Knights, Sept. 23, 2004 through December 12, 2004 (29-0-1-0)
- 25 Kitchener Rangers, Jan. 11, 1984 through March 16, 1984 (25-0-0)
- 24 Oshawa Generals, Oct. 24, 1982 through Dec. 17, 1982 (22-0-2); London Knights, Nov. 2, 2012 through Dec. 31, 2012 (24-0-0)

Longest Home Undefeated Streak (Games)

- 33 Sault Ste. Marie Greyhounds 1984-85 season (33-0-0)
- 31 Barrie Colts, Sept. 27, 1998 through Mar. 7, 1999 (28-0-3)
- 23 London Knights, Nov. 5, 1976 through Feb.27, 1977 (21-0-2)

Longest Road Undefeated Streak (Games)

- 15 London Knights, Sept. 23, 2004 through Dec. 29, 2004 (15-0-0-0)
- 12 Oshawa Generals, Oct. 27, 1982 through Dec. 28, 1982 (10-0-2)

Longest Losing Streak (Games)

- 28 Kingston Canadians, Jan. 19, 1988 through March 18, 1988
- 25 Guelph Platers, Jan. 14, 1983 through March 13, 1983

Longest Home Losing Streak (Games)

- 18 London Knights, Sept. 22, 1995 through Dec. 10, 1995
- 12 Guelph Platers, Jan. 14, 1983 through March 11, 1983; Mississauga IceDogs, Feb. 5, 1999 through March 17, 1999

Longest Road Losing Streak (Games)

- 29 Newmarket Royals, Oct. 1, 1993 through March 8, 1994
- 27 Mississauga IceDogs, Sept. 25, 1998 through Feb. 27, 1999
- 23 Detroit Compuware Ambassadors, Oct. 26, 1990 through Feb. 12, 1991

Longest Winless Streak (Games)

- 34 Mississauga IceDogs, Nov. 1, 1998 through Jan. 24, 1999 (31 losses, 3 ties)
- 33 London Knights, Sept. 21, 1995 through Dec. 21, 1995 (31 losses, 2 ties)
- 32 Mississauga IceDogs, January 5, 2001 through March 23, 2001 (31 losses, 1 tie)
- 28 Kingston Canadians, Jan. 19, 1988 through March 18, 1988 (28 losses)

Longest Home Winless Streak (Games)

- 20 Mississauga IceDogs, Nov. 1, 1998 through Jan. 24, 1999 (17 losses, 3 ties)
- 19 London Knights, Sept. 22, 1995 through Dec. 15, 1995 (18 losses, 1 tie)
- 16 Mississauga IceDogs, Oct. 6, 2000 through Dec. 20, 2000 (12 losses, 4 ties)
- 13 Guelph Storm, Sept. 19, 1991 through Nov. 22, 1991 (8 losses, 5 ties)

Longest Road Winless Streak (Games)

- 33 Newmarket Royals, Sept. 23, 1993 through March 18, 1994 (31 losses, 2 ties)
- 31 Mississauga IceDogs, Oct. 20, 2000 through March 23, 2001 (30 losses, 1 tie)
- 27 Mississauga IceDogs, Sept. 25, 1998 through Feb. 27, 1999 (27 losses)
- 23 Detroit Compuware Ambassadors, Oct. 26, 1990 through Feb. 12, 1991

Most Shutouts

- 13 London Knights 2004-05 (68 games)
- 12 Niagara IceDogs 2011-12 (68 games)
- 11 Erie Otters 2013-14 (68 games)

Most Goals

- 469 Toronto Marlboros 1974-75 (70 games)
- 438 St. Catharines Fincups (66 games)
- 418 Kitchener Rangers 1983-84 (70 games)

Fewest Goals

- 145 Mississauga IceDogs 1998-99 (68 games)
- 149 Sudbury Wolves 2014-15 (68 games)
- 150 Saginaw Spirit 2004-05 (68 games)

Most Goals Against

- 555 Guelph Platers 1982-83 (70 games)
- 470 Windsor Spitfires 1975-76 (66 games)

Fewest Goals Against

- 125 London Knights 2004-05 (68 games)
- 147 London Knights 2003-04 (68 games)
- 157 Oshawa Generals 2014-15 (68 games)
- 162 Plymouth Whalers 1998-99 (68 games); Plymouth Whalers 2000-01 (68 games)

Most Goals, Both Teams, One Game (since 1976-77)

- 22 Jan 21, 1977, Peterborough 6 at Sault Ste. Marie 16; Jan. 11, 1980, Ottawa 16 at Brantford 6

Most Goals, One Team, One Game (since 1976-77)

- 16 Jan 21, 1977, Peterborough 6 at Sault Ste. Marie 16; Dec. 17, 1978, Peterborough 16 at Sault Ste. Marie 5; Jan. 11, 1980, Ottawa 16 at Brantford 2

Fewest Goals, Both Teams, One Game

- 0 Dec. 10, 2004 Guelph 0 at London 0
- Feb. 25, 1999 Oshawa 0 at Peterborough 0
- Feb. 26, 1994 Kingston 0 at Ottawa 0
- Nov. 25, 1984, Sudbury 0 at North Bay 0

Highest Single Game Attendance

- 20,081 Dec. 20, 2004 Corel Centre, Ottawa vs. Kingston
- 19,875 Feb. 5, 1995 Joe Louis Arena, Detroit vs. Windsor
- 18,838 Feb. 23, 1969 Montreal Forum, Montreal vs. Oshawa
- 18,264 Feb. 11, 1996 The Palace at Auburn Hills, Detroit vs. Windsor

Highest Total Season Attendance, One Team, One Season

- 314,041 Ottawa 67's, 2004-05 (34 home games)
- 309,761 Ottawa 67's, 2001-02 (34 home games)
- 309,070 London Knights 2005-06 (34 home games)
- 307,296 London Knights, 2004-05 (34 home games)
- 307,256 London Knights, 2006-07 (34 home games)

INDIVIDUAL RECORDS

CAREER

Most Goals, Career

- 215 John Tavares, Oshawa/London, 2005-06 through 2008-09
- 213 Peter Lee, Ottawa, 1971-72 through 1975-76
- 198 Stan Drulia, Niagara Falls/Hamilton/Belleville, 1984-85 through 1988-89

Most Assists, Career

- 318 Bill Bowler, Windsor, 1991-92 through 1994-95
- 303 Brett Seguin, Ottawa, 1988-89 through 1991-92
- 290 Wayne Groulx, Sault Ste. Marie, 1981-82 through 1984-85

Most Points, Career

- 479 Stan Drulia, Niagara Falls/Hamilton/Belleville, 1984-85 through 1988-89
- 477 Dale McCourt, Sudbury/Hamilton, 1972-73 through 1976-77
- 477 Wayne Groulx, Sault Ste. Marie, 1981-82 through 1984-85

Most Games Played, Career

- 337 Cory Tanaka, Plymouth/Belleville, 2004-05 through 2008-09; Kristoff Kontos, Sudbury/Mississauga/Saginaw 2009-14
- 333 Garrett Hoey, Sarnia/Belleville/Barrie, 2010-11 through 2014-15; Charles Sarault, Kingston/Sarnia, 2008-09 through 2012-13
- 331 Cody Lindsay, Ottawa, 2006-2011; Thomas Nesbitt, Ottawa, 2006-2011
- 330 Zack Torquato, Saginaw/Erie, 2005-2010

Most Consecutive Games Played

- 272 Bobby Chaumont, Sudbury 2001-02 through 2004-05
- 266 Mike Oliviera, Kingston 1995-96 through 1998-99
- 264 Willie Skilliter, Owen Sound 1991-92 through 1994-95

Season

Most Goals, One Season

- 87 Ernie Godden, Windsor, 1980-81 (68 games)
- 81 Peter Lee, Ottawa, 1975-76 (66 games); Tony Tanti, Oshawa, 1980-81 (68 games); Ray Sheppard, Cornwall, 1985-86 (66 games)

Most Assists, One Season

- 123 Bob Smith, Ottawa, 1977-78 (68 games)
- 119 Mike Kaszycki, Sault Ste. Marie, 1975-76 (66 games)

Most Points, One Season

- 192 Bob Smith, Ottawa, 1977-78 (68 games)
- 182 Wayne Gretzky, Sault Ste. Marie, 1977-78 (68 games)
- 177 Doug Gilmour, Cornwall, 1982-83 (70 games)

Most Goals, by a Defenceman, One Season

- 47 Bryan Fogarty, Niagara Falls, 1988-89 (66 games)
- 38 Bobby Orr, Oshawa, 1965-66 (48 games)
- 38 Chris Allen, Kingston, 1997-98 (66 games); Allan MacInnis, Kitchener, 1982-83 (70 games)

Most Assists, by a Defenceman, One Season

- 108 Bryan Fogarty, Niagara Falls, 1988-89 (66 games)
- 96 Doug Crossman, Ottawa, 1979-80 (68 games)

Most Points, by a Defenceman, One Season

- 155 Bryan Fogarty, Niagara Falls, 1988-89 (66 games)
- 123 Denis Potvin, Ottawa, 1972-73 (63 games)

Most Goals, by a Rookie, One Season

- 81 Tony Tanti, Oshawa, 1980-81 (68 games)
- 70 Wayne Gretzky, Sault Ste. Marie, 1977-78 (68 games)

Most Assists, by a Rookie, One Season

- 112 Wayne Gretzky, Sault Ste. Marie, 1977-78 (68 games)
- 86 John Goodwin, Sault Ste. Marie, 1978-79 (68 games)
- 70 John Tavella, Sault Ste. Marie, 1975-76 (66 games)

Most Points, by a Rookie, One Season

- 182 Wayne Gretzky, Sault Ste. Marie, 1977-78 (68 games)
- 150 Tony Tanti, Oshawa, 1980-81 (68 games)

Most Power-Play Goals, One Season

- 37 Tony Tanti, Oshawa, 1980-81 (68 games)
- 32 John Tavella, Sault Ste. Marie, 1975-76 (66 games)

Most Shorthand Goals, One Season

- 12 Keith Osborne, Niagara Falls, 1988-89 (66 games)
- 11 David Bruce, Kitchener, 1982-83 (70 games); Cameron Mann, Peterborough, 1995-96 (66 games); Matt Foy, Ottawa, 2002-03 (68)

Most Game Winning Goals, One Season

- 16 Eric Lindros, Oshawa, 1990-91 (66 games)
- 14 Jim Fox, Ottawa, 1979-80 (68 games)

Best Goals Against Average, One Season

- 1.70 Gerald Coleman, London, 2004-05
- 1.99 Mark Visentin, Niagara, 2011-12
- 2.06 Ryan MacDonald, London, 2003-04
- 2.08 Robert Holsinger, Plymouth, 1998-99; Ken Appleby, Oshawa, 2014-15

Most Wins, One Season

- 46 Andrew Engelage, Windsor 2008-09, Michael Houser, London 2011-12
- 45 Steve Mason, London, 2006-07
- 44 Adam Dennis, London, 2005-06

Most Shutouts, One Season

- 10 Mark Visentin, Niagara, 2011-12
- 9 Don Lockhart, Toronto, 1949-50
- 8 Len Broderick, Toronto, 1956-57; Gerald Coleman, London, 2004-05
- 7 Dan Turple, Kitchener, 2005-06; Thomas McCollum, Guelph/Brampton, 2008-09; Jack Flinn, Mississauga, 2015-16

Longest Consecutive Point Scoring Streak (Games)

- 55 Doug Gilmour, Cornwall, Oct. 19, 1982 through Feb. 27, 1983
- 52 Jim Fox, Ottawa, Sept. 20, 1979 through March 14, 1980

Longest Consecutive Goal Scoring Streak (Games)

- 19 Mike Ricci, Peterborough, Oct. 27, 1988 through Dec. 11, 1988
- 18 Brian Dobbins, London, Nov. 16, 1984 through Jan. 6, 1985

Longest Consecutive Assist Scoring Streak (Games)

- 26 Lee Giffin, Oshawa, Nov. 30, 1986 through March 15, 1987
- 23 Jim Fox, Ottawa, Dec. 14, 1979 through March 14, 1980

SINGLE GAME

Most Goals, One Game

- 6 Dave Staffen, Ottawa (1973-74); Tim Young, Ottawa (1974-75); Paul Mancini, Sault Ste. Marie (1977-78); Tony Tanti, Oshawa (1980-81); Mario Simioni, Toronto (1982-83); Garry Lacey, Toronto (1983-84); Kevin Conway, Kingston (1983-84); Steve Thomas, Toronto (1983-84); Jack MacKeigan, Toronto (1985-86); Colin Miller, Niagara Falls (1988-89)

Most Assists, One Game

- 9 Mike Kaszycki, Sault Ste. Marie, March 11, 1976 vs. Kitchener
- 7 Ten times

Most Points, One Game

- 11 Mike Kaszycki, Sault Ste. Marie, March 11, 1976 vs. Kitchener, 2 goals, 9 assists)
- 10 Steve Thomas, Toronto, March 11/84 vs. Kingston (6G, 4A); Darren Colbourne, Cornwall, Oct. 29/87 vs. Toronto (4G, 6A)

Most Goals, by a Defenceman, One Game

- 5 Allan MacInnis, Kitchener, March 13, 1983 vs. Guelph

Most Assists, by a Defenceman, One Game

- 7 Mike O'Connell, Kingston, 1974-75
- 6 Bryan Fogarty, Niagara Falls, Jan. 12, 1989 at North Bay; Jason Gladney, Kitchener, Oct. 29, 1993 vs. Detroit

Most Points, by a Defenceman, One Game

- 8 Bryan Fogarty, twice, Nov. 11, 88 at Sudbury (3 goals, 5 assists) and Jan. 12, 89 at North Bay (2 goals, 6 assists);
Andre Benoit, Kitchener, September 19 vs. Plymouth (4 goals, 4 assists)

Most Goals, by a Rookie, One Game

- 6 Tony Tanti, Oshawa, Jan. 18, 1981 vs. Kitchener; Colin Miller, Niagara Falls, Oct. 13, 1988 vs. North Bay

Most Points, by a Rookie, One Game

- 8 Dave Simpson, London, Nov. 30/79 vs. Brantford; Tony Tanti, Oshawa, Jan. 18/81 vs. Kit; Mike Wolak, Kitchener, Dec. 13/85 vs. Sby

Most Power-play Goals, One Game

- 5 Bobby Smith, Ottawa, Oct. 2, 1977 vs. Niagara Falls

Most Shorthand Goals, One Game

- 3 Mike Hoffman, Brantford, Dec. 26, 1982 vs. Guelph; David Bruce, Kitchener, Jan. 6, 1984 vs. Cornwall

Longest Shootout Game

- 38 Dec. 2, 2012, London 4 vs Mississauga 3; winner by Seth Griffith vs. Spencer Martin
28 Nov. 15, 2008, Windsor 4 at Saginaw 3 (Windsor 2-1); winner by Ron Soucie vs. Edward Pasquale
22 Oct. 15, 2006, Kitchener 4 at London 5 (London 2-1); winner by Adam Hasani vs. John Murray
22 Mar. 8, 2007, Kingston 2 at Brampton 3 (Brampton 2-1); winner by Jason Dale vs. Darryl Borden
20 Jan. 27, 2006, Toronto St. Michael's 7 at Kingston 6 (Toronto 2-1); winner by Justin DiBenedetto vs. Dan Taylor

PERIOD

Fastest Goal, Start of the Game

- 0:05 Paul Gardner, Oshawa, Feb. 13, 1976 vs. Kitchener; Dave MacQueen, Sudbury, Oct. 20, 1978 vs. Peterborough

Fastest Goal, Start of Period

- 0:04 Doug Synishin, London, Nov. 3, 1989 vs. Niagara Falls, 2nd period

Fastest Two Goals, by One Player

- 0:03 Tyler Ertel, North Bay, Jan. 8, 1989 vs. Sudbury, 3rd period at 19:35 and 19:38

Fastest Three Goals, by One Player

- 0:24 Tom McDonell, Ottawa, Dec. 10, 1976 vs. Sudbury, 2nd period at 13:02, 13:12 and 13:26

HAMILTON SPECTATOR TROPHY

The Hamilton Spectator Trophy is awarded to the team that finishes the regular season first overall in the Ontario Hockey League. The trophy was presented to the Ontario Hockey Association by the Hamilton Spectator in the 1957-58 season.

The St. Catharines Tee Pees were the first recipients of the trophy in 1957-58 and 1958-59. Since its inception, the Peterborough Petes and Kitchener Rangers have won the trophy seven times, more than any other team in the League. The London Knights have won it six times while the Toronto Marlboros have won the trophy five times. The Guelph Storm and Sault Ste. Marie Greyhounds have both won it four times while London became the first team to ever win the Hamilton Spectator Trophy in four consecutive seasons from 2003-04 to 2006-07.

The winner of the Hamilton Spectator Trophy has gone on to win the OHL championship 23 times and the Memorial Cup 11 times.

SEASON	WINNER	GP	W	L	T	OTL	SL	PTS
1957-58	St. Catharines Tee Pees	52	32	14	6	-	-	70
1958-59	St. Catharines Tee Pees	54	40	11	3	-	-	83
1959-60	Toronto Marlboros	48	28	17	3	-	-	59
1960-61	Guelph Royals	48	30	9	9	-	-	69
1961-62	Montreal Jr. Canadiens	50	34	11	5	-	-	73
1962-63	Niagara Falls Flyers	50	31	12	7	-	-	69
1963-64	Toronto Marlboros	56	40	9	7	-	-	87
1964-65	Niagara Falls Flyers	56	36	11	9	-	-	81
1965-66	Peterborough TPTs	48	24	14	10	-	-	58
1966-67	Kitchener Rangers	48	28	12	8	-	-	64
1967-68	Kitchener Rangers	54	38	10	6	-	-	82
1968-69	Montreal Jr. Canadiens	54	37	11	6	-	-	80
1969-70	Montreal Jr. Canadiens	54	37	12	5	-	-	79
1970-71	Peterborough TPTs	62	41	13	8	-	-	90
1971-72	Toronto Marlboros	63	45	15	3	-	-	93
1972-73	Toronto Marlboros	63	47	7	9	-	-	103
1973-74	Kitchener Rangers	70	43	18	9	-	-	95
1974-75	Toronto Marlboros	70	48	13	9	-	-	105
1975-76	Sudbury Wolves	66	47	11	8	-	-	102
1976-77	St. Catharines Fincups	66	50	11	5	-	-	105
1977-78	Ottawa 67's	68	43	18	7	-	-	93
1978-79	Peterborough Petes	68	46	19	3	-	-	95
1979-80	Peterborough Petes	68	47	20	1	-	-	95
1980-81	Sault Ste. Marie Greyhounds	68	47	19	2	-	-	96
1981-82	Ottawa 67's	68	47	19	2	-	-	96
1982-83	Sault Ste. Marie Greyhounds	70	48	21	1	-	-	97
1983-84	Kitchener Rangers	70	52	16	2	-	-	106
1984-85	Sault Ste. Marie Greyhounds	66	54	11	1	-	-	109
1985-86	Peterborough Petes	66	45	19	2	-	-	92
1986-87	Oshawa Generals	66	49	14	3	-	-	101
1987-88	Windsor Compuware Spitfires	66	50	14	2	-	-	102
1988-89	Kitchener Rangers	66	41	19	6	-	-	88
1989-90	Oshawa Generals	66	42	20	4	-	-	88
1990-91	Oshawa Generals	66	47	13	6	-	-	100
1991-92	Peterborough Petes	66	41	18	7	-	-	89
1992-93	Peterborough Petes	66	46	15	5	-	-	97
1993-94	North Bay Centennials	66	46	15	5	-	-	97
1994-95	Guelph Storm	66	47	14	5	-	-	99
1995-96	Guelph Storm	66	45	16	5	-	-	95
1996-97	Ottawa 67's	66	49	11	6	-	-	104
1997-98	Guelph Storm	66	42	18	6	-	-	90
1998-99	Plymouth Whalers	68	51	13	4	-	-	106
1999-00	Plymouth Whalers	68	45	19	4	1	-	95
2000-01	Erie Otters	68	45	13	10	2	-	102
2001-02	Plymouth Whalers	68	39	17	12	2	-	92
2002-03	Kitchener Rangers	68	46	17	5	3	-	100
2003-04	London Knights	68	53	11	2	2	-	110
2004-05	London Knights	68	59	7	2	0	-	120
2005-06	London Knights	68	49	15	-	1	3	102
2006-07	London Knights	68	50	14	-	1	3	104
2007-08	Kitchener Rangers	68	53	11	-	1	3	110
2008-09	Windsor Spitfires	68	57	10	-	0	1	115
2009-10	Barrie Colts	68	57	9	-	0	2	116
2010-11	Mississauga St. Michael's Majors	68	53	13	-	0	2	108
2011-12	London Knights	68	49	18	-	0	1	99
2012-13	London Knights	68	50	13	-	2	3	105
2013-14	Guelph Storm	68	52	12	-	2	2	108
2014-15	Sault Ste. Marie Greyhounds	68	54	12	-	0	2	110
2015-16	Erie Otters	68	52	15	-	1	0	105

CONFERENCE CHAMPIONSHIP TROPHIES

The OHL has utilized a two conference division since the 1998-99 season and in 2003 announced that conference championship trophies were created and named in honour of two of the OHL's most esteemed graduates.

The Eastern Conference championship trophy is named The Bobby Orr Trophy in honour of Orr, who played four seasons in the OHL for the Oshawa Generals from 1962-66. The Western Conference championship trophy is named The Wayne Gretzky Trophy in honour of Gretzky, who played for the Sault Ste. Marie Greyhounds in 1977-78.

Both honourees are members of the Hockey Hall of Fame.



BOBBY ORR TROPHY
EASTERN CONFERENCE CHAMPIONS

YEAR	CLUB
1999	Belleville Bulls
2000	Barrie Colts
2001	Ottawa 67's
2002	Barrie Colts
2003	Ottawa 67's
2004	Mississauga IceDogs
2005	Ottawa 67's
2006	Peterborough Petes
2007	Sudbury Wolves
2008	Belleville Bulls
2009	Brampton Battalion
2010	Barrie Colts
2011	Mississauga St. Michael's Majors
2012	Niagara IceDogs
2013	Barrie Colts
2014	North Bay Battalion
2015	Oshawa Generals
2016	Niagara IceDogs



WAYNE GRETZKY TROPHY
WESTERN CONFERENCE CHAMPIONS

YEAR	CLUB
1999	London Knights
2000	Plymouth Whalers
2001	Plymouth Whalers
2002	Erie Otters
2003	Kitchener Rangers
2004	Guelph Storm
2005	London Knights
2006	London Knights
2007	Plymouth Whalers
2008	Kitchener Rangers
2009	Windsor Spitfires
2010	Windsor Spitfires
2011	Owen Sound Attack
2012	London Knights
2013	London Knights
2014	Guelph Storm
2015	Erie Otters
2016	London Knights

DIVISION TROPHIES

The Leyden, Emms, Bumbacco and Holody Trophies are presented each year to the teams finishing with the most points in the East, Central, West and Midwest Divisions, respectively.

The Emms and Leyden Trophies were first presented in the 1975-76 season when the OHL was split into divisions with the expansion of the League to 12 teams. The awards originated in recognition of Matt Leyden and Leighton "Hap" Emms for their contributions to Junior hockey in Ontario.

The Bumbacco Trophy was inaugurated in 1994-95 when the League realigned into three divisions. The award is named after former Sault Ste. Marie Greyhounds General Manager Angelo Bumbacco.

The Holody Trophy, awarded in recognition of the contributions to the Ontario Hockey League by former Guelph and Owen Sound Platers Governor Joe Holody, was presented following the 1998-99 season for the first time with the realignment of the League into four divisions.

EMMS TROPHY (CENTRAL DIVISION)

1975-76 Hamilton Fincups
1976-77 St. Catharines Fincups
1977-78 London Knights
1978-79 Niagara Falls Flyers
1979-80 Windsor Spitfires
1980-81 Kitchener Rangers
1981-82 Kitchener Rangers
1982-83 Sault Ste. Marie Greyhounds
1983-84 Kitchener Rangers
1984-85 Sault Ste. Marie Greyhounds
1985-86 North Bay Centennials
1986-87 North Bay Centennials
1987-88 Windsor Spitfires
1988-89 Kitchener Rangers
1989-90 London Knights
1990-91 Sault Ste. Marie Greyhounds
1991-92 Sault Ste. Marie Greyhounds
1992-93 Sault Ste. Marie Greyhounds
1993-94 Detroit Jr. Red Wings
1994-95 Guelph Storm
1995-96 Guelph Storm
1996-97 Kitchener Rangers
1997-98 Guelph Storm
1998-99 Barrie Colts
1999-00 Barrie Colts
2000-01 Sudbury Wolves
2001-02 Toronto St. Michael's Majors
2002-03 Brampton Battalion
2003-04 Toronto St. Michael's Majors
2004-05 Mississauga IceDogs
2005-06 Brampton Battalion
2006-07 Barrie Colts
2007-08 Brampton Battalion
2008-09 Brampton Battalion
2009-10 Barrie Colts
2010-11 Mississauga St. Michael's Majors
2011-12 Niagara IceDogs
2012-13 Barrie Colts
2013-14 North Bay Battalion
2014-15 Barrie Colts
2015-16 Barrie Colts

BUMBACCO TROPHY (WEST DIVISION)

1994-95 Detroit Jr. Red Wings
1995-96 Detroit Whalers
1996-97 Sault Ste. Marie Greyhounds
1997-98 London Knights
1998-99 Plymouth Whalers
1999-00 Plymouth Whalers
2000-01 Plymouth Whalers
2001-02 Plymouth Whalers
2002-03 Plymouth Whalers
2003-04 Sarnia Sting
2004-05 Sault Ste. Marie Greyhounds
2005-06 Plymouth Whalers
2006-07 Plymouth Whalers
2007-08 Sault Ste. Marie Greyhounds
2008-09 Windsor Spitfires
2009-10 Windsor Spitfires
2010-11 Saginaw Spirit
2011-12 Plymouth Whalers
2012-13 Plymouth Whalers
2013-14 Sault Ste. Marie Greyhounds
2014-15 Sault Ste. Marie Greyhounds
2015-16 Sarnia Sting

LEYDEN TROPHY (EAST DIVISION)

1975-76 Sudbury Wolves
1976-77 Ottawa 67's
1977-78 Ottawa 67's
1978-79 Peterborough Petes
1979-80 Peterborough Petes
1980-81 Sault Ste. Marie Greyhounds
1981-82 Ottawa 67's
1982-83 Ottawa 67's
1983-84 Ottawa 67's
1984-85 Peterborough Petes
1985-86 Peterborough Petes
1986-87 Oshawa Generals
1987-88 Peterborough Petes
1988-89 Peterborough Petes
1989-90 Oshawa Generals
1990-91 Oshawa Generals
1991-92 Peterborough Petes
1992-93 Peterborough Petes
1993-94 North Bay Centennials
1994-95 Kingston Frontenacs
1995-96 Ottawa 67's
1996-97 Ottawa 67's
1997-98 Ottawa 67's
1998-99 Ottawa 67's
1999-00 Ottawa 67's
2000-01 Belleville Bulls
2001-02 Belleville Bulls
2002-03 Ottawa 67's
2003-04 Ottawa 67's
2004-05 Peterborough Petes
2005-06 Peterborough Petes
2006-07 Belleville Bulls
2007-08 Belleville Bulls
2008-09 Belleville Bulls
2009-10 Ottawa 67's
2010-11 Ottawa 67's
2011-12 Ottawa 67's
2012-13 Belleville Bulls
2013-14 Oshawa Generals
2014-15 Oshawa Generals
2015-16 Kingston Frontenacs

HOLODY TROPHY (MIDWEST DIVISION)

1998-99 Guelph Storm
1999-00 Erie Otters
2000-01 Erie Otters
2001-02 Erie Otters
2002-03 Kitchener Rangers
2003-04 London Knights
2004-05 London Knights
2005-06 London Knights
2006-07 London Knights
2007-08 Kitchener Rangers
2008-09 London Knights
2009-10 London Knights
2010-11 Owen Sound Attack
2011-12 London Knights
2012-13 London Knights
2013-14 Guelph Storm
2014-15 Erie Otters
2015-16 Erie Otters

RED TILSON TROPHY (MOST OUTSTANDING PLAYER)

MITCH MARNER LONDON KNIGHTS

Mitch Marner finished third in OHL scoring with 116 points in 57 games eclipsing the century mark for the second straight season powered by 39 goals and 77 assists with a plus-45 rating that tied for fourth best in the league. Marner and linemates Christian Dvorak and Matthew Tkachuk combined for an incredible 344 points (121 goals) as the Knights led the league with 319 goals for and finished second in the OHL with 51 wins and 105 points. The Knights' co-captain registered a point in 52 of his 57 games played including 31 multi-point performances and highlighted by a trio of five-point efforts. His 21-game point-streak

from October 17 to January 9 was tied for the longest in the OHL this season. Marner's offensive abilities not only dazzled fans but made an impression on Western Conference Coaches who voted him Best Playmaker and Best Stickhandler in the annual regular season poll. Marner was chosen 19th overall by the Knights in the 2013 OHL Priority Selection and has since surpassed the 200 assist (205) and 300 point (301) milestones in 184 games over the course of his three-year career to date. Marner was selected by the Maple Leafs fourth overall in the 2015 NHL Draft and signed his entry-level contract with the club in July. He is also the team's nominee for OHL Humanitarian of the Year, and represented Canada at the 2016 IIHF World Junior Championship in Finland tying for the team lead in scoring with six points in five games. He is the sixth Knight to win the Red Tilson Trophy.



The Red Tilson Award is the most prestigious award presented by the Ontario Hockey League, going each year to the player that is voted the most outstanding during the regular season by OHL writers and broadcasters.

The Award is in honour of Albert "Red" Tilson, who was killed in action in Europe during World War II. Tilson was the OHA scoring champion for the 1942-43 season after scoring 19 goals and 38 assists for 57 points in 22 games with the Oshawa Generals.

YEAR PLAYER, CLUB

1944-45 Doug McMurdy, St. Catharines
1945-46 Tod Sloan, St. Michael's
1946-47 Ed Sandford, St. Michael's
1947-48 George Armstrong, Stratford
1948-49 Gil Mayer, Barrie
1949-50 George Armstrong, Marlboros
1950-51 Glenn Hall, Windsor
1951-52 Bill Harrington, Kitchener
1952-53 Bob Attersley, Oshawa
1953-54 Brian Cullen, St. Catharines
1954-55 Hank Ciesla, St. Catharines
1955-56 Ron Howell, Guelph
1956-57 Frank Mahovich, St. Michael's
1957-58 Murray Oliver, Hamilton
1958-59 Stan Mikita, St. Catharines
1959-60 Wayne Connelly, Peterborough
1960-61 Rod Gilbert, Guelph
1961-62 Pit Martin, Hamilton
1962-63 Wayne Maxner, Niagara Falls
1963-64 Yvan Cournoyer, Montreal
1964-65 Andre Lacroix, Peterborough
1965-66 Andre Lacroix, Peterborough
1966-67 Mickey Redmond, Peterborough
1967-68 Walt Tkaczuk, Kitchener
1968-69 Rejean Houle, Montreal
1969-70 Gilbert Parreault, Montreal
1970-71 Dave Gardner, Toronto
1971-72 Don Lever, Niagara Falls
1972-73 Rick Middleton, Oshawa
1973-74 Jack Valiquette, Sault Ste. Marie
1974-75 Denis Maruk, London
1975-76 Peter Lee, Ottawa
1976-77 Dale McCourt, St. Catharines
1977-78 Bob Smith, Ottawa
1978-79 Mike Foligno, Sudbury
1979-80 Jim Fox, Ottawa

YEAR PLAYER, CLUB

1980-81 Ernie Godden, Windsor
1981-82 Dave Simpson, London
1982-83 Doug Gilmour, Cornwall
1983-84 John Tucker, Kitchener
1984-85 Wayne Groulx, Sault Ste. Marie
1985-86 Ray Sheppard, Cornwall
1986-87 Scott McCrory, Ottawa
1987-88 Andrew Cassels, Ottawa
1988-89 Bryan Fogarty, Niagara Falls
1989-90 Mike Ricci, Peterborough
1990-91 Eric Lindros, Oshawa
1991-92 Todd Simon, Niagara Falls
1992-93 Pat Peake, Detroit
1993-94 Jason Allison, London
1994-95 David Ling, Kingston
1995-96 Alyn McCauley, Ottawa
1996-97 Alyn McCauley, Ottawa
1997-98 David Legwand, Plymouth
1998-99 Brian Campbell, Ottawa
1999-00 Andrew Raycroft, Kingston
2000-01 Brad Boyes, Erie
2001-02 Brad Boyes, Erie
2002-03 Corey Locke, Ottawa
2003-04 Corey Locke, Ottawa
2004-05 Corey Perry, London
2005-06 Wojtek Wolski, Brampton
2006-07 John Tavares, Oshawa
2007-08 Justin Azevedo, Kitchener
2008-09 Cody Hodgson, Brampton
2009-10 Tyler Seguin, Plymouth
2010-11 Ryan Ellis, Windsor
2011-12 Michael Houser, London
2012-13 Vincent Trocheck, Plymouth
2013-14 Connor Brown, Erie
2014-15 Connor McDavid, Erie
2015-16 Mitch Marner, London

EDDIE POWERS MEMORIAL TROPHY (TOP SCORER)

KEVIN LABANC

BARRIE COLTS

Kevin Labanc led all OHL scorers with 127 points on the strength of 39 goals and 88 assists in 65 games with the Barrie Colts. Labanc set new career highs in his third season with the Colts.

The overager from Staten Island, NY is the second Colt to win the OHL's scoring title following Sheldon Keefe in 1999-2000. The San Jose Sharks prospect set a franchise single season points record. He recorded 42 multi-point games during the 2015-16 campaign and surpassed his own Colts record for assists in a season helping Barrie capture their second straight Central Division title.



Labanc was originally chosen by the Colts in the sixth round of the 2011 OHL Priority Selection before joining the club in 2013. The three-year veteran played in 198 career games accumulating 269 points which ranks fourth among Barrie's all-time greats. Labanc recently signed his entry-level contract with the Sharks who chose him in the sixth round of the 2014 NHL Draft.

The Eddie Powers Memorial Trophy was donated by the Toronto Marlboro Athletic Club in memory of Edward Powers. The trophy was first awarded to Tod Sloan of St. Michael's as the league's top scorer following the 1945-46 season.

SEASON	PLAYER, CLUB	GP	G	A	PTS.	SEASON	PLAYER, CLUB	GP	G	A	PTS.
1933-34	J. Graboski, Oshawa	16	23	23	46	1976-77	Dwight Foster, Kitchener	64	60	83	143
1934-35	J. Good, Toronto Lions	16	15	13	28	1977-78	Bob Smith, Ottawa	61	69	123	192
1935-36	John O'Flaherty, West Tor.	10	6	14	20	1978-79	Mike Foligno, Sudbury	68	65	85	150
1936-37	Billy Taylor, Oshawa	12	12	14	26	1979-80	Jim Fox, Ottawa	52	65	101	166
1937-38	Hank Goldup, Toronto	14	25	16	41	1980-81	John Goodwin, S.S. Marie	68	56	110	166
1938-39	Billy Taylor, Oshawa	14	22	31	53	1981-82	Dave Simpson, London	68	67	88	155
1939-40	Jud McAtee, Oshawa	18	25	19	44	1982-83	Doug Gilmour, Cornwall	68	70	107	177
1940-41	Gaye Stewart, Toronto	16	31	13	44	1983-84	Tim Salmon, Kingston	69	45	100	145
1941-42	Bob Wiest, Brantford	40	40	28	68	1984-85	Dave MacLean, Belleville	63	64	90	154
1942-43	Albert "Red" Tilson, Oshawa	22	19	38	57	1985-86	Roy Sheppard, Cornwall	63	81	61	142
1943-44	Ken Smith, Oshawa	26	53	26	79	1986-87	Scott McCrory, Oshawa	66	51	99	150
1944-45	Leo Gravelle, St. Michael's	17	30	22	52	1987-88	Andrew Cassels, Ottawa	61	48	103	151
1945-46	Tod Sloan, St. Michael's	25	47	32	79	1988-89	Bryan Fogarty, Niagara Falls	66	47	108	155
1946-47	Fleming Mackell, St. Michael's	28	49	33	82	1989-90	Keith Primeau, Niagara Falls	65	57	70	127
1947-48	George Armstrong, Stratford	36	33	40	73	1990-91	Eric Lindros, Oshawa	57	71	78	149
1948-49	Bert Giesbrecht, Windsor	44	47	46	93	1991-92	Todd Simon, Niagara Falls	66	53	93	146
1949-50	Earl Reibel, Windsor	48	53	76	129	1992-93	Andrew Brunette, Owen Sound	66	62	100	162
1950-51	Lou Jankowski, Oshawa	54	65	59	124	1993-94	Jason Allison, London	56	55	87	142
1951-52	Ken Laufman, Guelph	54	53	86	139	1994-95	Marc Savard, Sarnia	66	43	96	139
1952-53	Jim McBurney, Galt	55	61	35	96	1995-96	Aaron Brand, Oshawa	66	46	73	119
1953-54	Brian Cullen, St. Catharines	59	68	93	161	1996-97	Marc Savard, Oshawa	64	43	87	130
1954-55	Hank Ciesla, St. Catharines	45	57	49	106	1997-98	Peter Sarno, Windsor	64	33	88	121
1955-56	Stan Bialuk, Kitchener	48	31	73	104	1998-99	Peter Sarno, Sarnia	68	37	93	130
1956-57	Bill Sweeney, Guelph	52	49	57	106	1999-00	Sheldon Keefe, Barrie	66	48	73	121
1957-58	John McKenzie, St. Catharines	52	48	51	99	2000-01	Kyle Wellwood, Belleville	68	35	83	118
1958-59	Stan Mikita, St. Catharines	45	38	59	97	2001-02	Nathan Robinson, Belleville	67	47	63	110
1959-60	Chico Maki, St. Catharines	47	39	53	92	2002-03	Corey Locke, Ottawa	66	63	88	151
1960-61	Rod Gilbert, Guelph	47	54	49	103	2003-04	Corey Locke, Ottawa	65	51	67	118
1961-62	Andre Boudrias, Montreal	50	34	63	97	2004-05	Corey Perry, London	60	47	83	130
1962-63	Wayne Maxner, Niagara Falls	50	32	62	94	2005-06	Rob Schremp, London	57	57	88	145
1963-64	Andre Boudrias, Montreal	55	38	97	135	2006-07	Patrick Kane, London	58	62	83	145
1964-65	Ken Hodge, St. Catharines	55	63	60	123	2007-08	Justin Azevedo, Kitchener	67	43	81	124
1965-66	Andre Lacroix, Peterborough	48	40	80	120	2008-09	John Tavares, London	56	58	46	104
1966-67	Derek Sanderson, Niagara Falls	47	41	60	101	2009-10	Tyler Seguin, Plymouth	63	48	58	106
1967-68	Tom Webster, Niagara Falls	54	50	64	114		Taylor Hall, Windsor	57	40	66	106
1968-69	Rejean Houle, Montreal	54	53	55	108	2010-11	Jason Akeson, Kitchener	67	24	84	108
1969-70	Marcel Dionne, St. Catharines	54	55	77	132		Tyler Toffoli, Ottawa	68	57	51	108
1970-71	Marcel Dionne, St. Catharines	54	62	81	143	2011-12	Michael Sgarbossa, Sudbury	66	47	55	102
1971-72	Dave Gardner, Toronto	57	53	76	129	2012-13	Vincent Trocheck, Plymouth	63	50	59	109
	Bill Harris, Toronto (tie)	63	57	72	129	2013-14	Connor Brown, Erie	68	45	83	106
1972-73	Blake Dunlop, Ottawa	62	60	99	159	2014-15	Dylan Strome, Erie	68	45	84	129
1973-74	Jack Valiquette, S.S. Marie	69	63	72	135	2015-16	Kevin Labanc, Barrie	65	39	88	127
	Rick Adduono, St. Cath. (tie)	70	51	84	135						
1974-75	Bruce Boudreau, Toronto	69	68	97	165						
1975-76	Mike Kaszycki, S.S. Marie	66	51	119	170						

MATT LEYDEN TROPHY (COACH OF THE YEAR)

KRIS KNOBLAUCH

ERIE OTTERS

Kris Knoblauch guided the Otters to an OHL-best 52-15-1-0 record earning a second straight Midwest Division crown along with the club's first Hamilton Spectator Trophy as regular season champions since 2001.

With Knoblauch at the helm, the Otters became the first team in OHL history to amass three consecutive 50-win campaigns. The 2015-16 Otters tied the 2013-14 franchise mark of 52 wins in a season, and set a new franchise record with 27 road wins surpassing the 2014-15 mark of 23. Since joining the Otters midway through the 2012-13 season, Knoblauch has accumulated a record of 166-68-7-4 for 343 points and a winning percentage of .700.



The Matt Leyden Trophy has been awarded annually to the Coach of the Year in the Ontario Hockey League as selected by his peers since 1972. The award is in recognition of the contributions of Matt Leyden, past President of the Ontario Hockey Association from 1965-67 and is a former manager of the Oshawa Generals that spent more than 50 years with the team.

1971-72 Gus Bodnar, Oshawa	1986-87 Paul Theriault, Oshawa	2001-02 Craig Hartsburg, Sault Ste. Marie
1972-73 George Armstrong, Toronto	1987-88 Dick Todd, Peterborough	2002-03 Brian Kilrea, Ottawa
1973-74 Jack Bownass, Kingston	1988-89 Joe McDonnell, Kitchener	2003-04 Dale Hunter, London
1974-75 Bert Templeton, Hamilton	1989-90 Larry Mavety, Kingston	2004-05 Dale Hunter, London
1975-76 Jerry Toppazzini, Sudbury	1990-91 George Burnett, Niagara Falls	2005-06 Dave Barr, Guelph
1976-77 Bill Long, London	1991-92 George Burnett, Niagara Falls	2006-07 Michael Vellucci, Plymouth
1977-78 Bill White, Oshawa	1992-93 Gary Agnew, London	2007-08 Bob Boughner, Windsor
1978-79 Gary Green, Peterborough	1993-94 Bert Templeton, North Bay	2008-09 Bob Boughner, Windsor
1979-80 Dave Chambers, Toronto	1994-95 Craig Hartsburg, Guelph	2009-10 Dale Hunter, London
1980-81 Brian Kilrea, Ottawa	1995-96 Brian Kilrea, Ottawa	2010-11 Mark Reeds, Owen Sound
1981-82 Brian Kilrea, Ottawa	1996-97 Brian Kilrea, Ottawa	2011-12 Greg Gilbert, Saginaw
1982-83 Terry Crisp, Sault Ste. Marie	1997-98 Gary Agnew, London	2012-13 Mike Vellucci, Plymouth
1983-84 Tom Barrett, Kitchener	1998-99 Peter DeBoer, Plymouth	2013-14 D.J. Smith, Oshawa
1984-85 Terry Crisp, Sault Ste. Marie	1999-00 Peter DeBoer, Plymouth	2014-15 Sheldon Keefe, Sault Ste. Marie
1985-86 Jacques Martin, Guelph	2000-01 Dave MacQueen, Erie	2015-16 Kris Knoblauch, Erie

JIM MAHON MEMORIAL TROPHY (TOP SCORING RIGHT WINGER)

KEVIN LABANC

BARRIE COLTS

Kevin Labanc led all OHL scorers with 127 points in 65 games with the Colts in his third season. He set new Colts marks for assists (88) and points in a single season and follows Sheldon Keefe as the second Colt to win the Jim Mahon Memorial Trophy.

The Jim Mahon Memorial Trophy is awarded annually to the right winger who scores the most points during the OHL regular season. The trophy was presented for competition in the 1971-72 season by the players and management of the Peterborough Major Junior Hockey Club in memory of Jim Mahon, right winger for their team who was accidentally killed that summer. In the event of a tie, the award will go to the right winger who has scored the most goals. If there is still a tie, the players will become co-winners.



SEASON	PLAYER
71-72	Bill Harris, Toronto
72-73	Dennis Verveygaert, London
73-74	Dave Gorman, St. Cath.
74-75	Mark Napier, Toronto
75-76	Peter Lee, Ottawa
76-77	John Anderson, Toronto
77-78	Dino Ciccarelli, London
78-79	Mike Foligno, Sudbury
79-80	Jim Fox, Ottawa
80-81	Tony Tanti, Oshawa
81-82	Tony Tanti, Oshawa
82-83	Ian MacInnis, Cornwall
83-84	Wayne Presley, Kitchener
84-85	Dave MacLean, Belleville
85-86	Roy Sheppard, Cornwall

SEASON	PLAYER
86-87	Ron Goodall, Kitchener
87-88	Sean Williams, Oshawa
88-89	Stan Drulia, Niagara Falls
89-90	Owen Nolan, Cornwall
90-91	Rob Pearson, Oshawa
91-92	Darren McCarty, Belleville
92-93	Kevin Brown, Detroit
93-94	Kevin Brown, Detroit
94-95	David Ling, Kingston
95-96	Cameron Mann, Peterb.
96-97	Joe Seroski, S.S. Marie
97-98	Maxim Spiridonov, London
98-99	Norm Milley, Sudbury
99-00	Sheldon Keefe, Barrie
00-01	Branko Radivojevic, Bely

SEASON	PLAYER
01-02	Mike Renzi, Belleville
02-03	Matt Fay, Ottawa
03-04	Corey Perry, London
04-05	Corey Perry, London
05-06	David Bolland, London
06-07	Patrick Kane, London
07-08	John Hughes, Brampton
08-09	Bryan Cameron, Belleville
09-10	Taylor Beck, Guelph
10-11	Jason Akeson, Kitch/Tyler Toffoli, Ott
11-12	Tyler Toffoli, Ottawa
12-13	Seth Griffith, London
13-14	Connor Brown, Erie
14-15	Mitchell Marner, London
15-16	Kevin Labanc, Barrie

MAX KAMINSKY TROPHY (DEFENCEMAN OF THE YEAR)

MIKHAIL SERGACHEV WINDSOR SPITFIRES

Mikhail Sergachev finished third in scoring among defencemen with 57 points in 67 games including 17 goals which led all blueliners in 2015-16. Born June 25, 1998, the 17-year-old is the second youngest rookie recipient of the award in OHL history and just the second rookie to win the award following Bryan Berard of the Detroit Junior Red Wings in 1994-95.

A native of Nizhnekamsk, Russia, Sergachev was chosen by the Spitfires sixth overall in the 2015 CHL Import Draft. The 2016 NHL Draft prospect is listed eighth among North American skaters by NHL Central Scouting in their final draft rankings, and recently represented his country at the 2016 IIHF World Under-18 Championship in North Dakota.

The Max Kaminsky Trophy is awarded annually to the Most Outstanding Defenceman as selected by League general managers. Prior to 1969, the Kaminsky Trophy was awarded to the Most Gentlemanly Player. The award is named in recognition of Kaminsky, who enjoyed a 10-year professional playing career that included four years in the NHL with Ottawa, Boston and Montreal. After he retired from playing, Kaminsky enjoyed a 15-year coaching career that was capped by winning the Memorial Cup with the St. Catharines Teepees in 1960.



SEASON	PLAYER, CLUB
1969-70	Ron Plumb, Peterborough
1970-71	Jacelyn Guèvremont, Montreal
1971-72	Denis Potvin, Ottawa
1972-73	Denis Potvin, Ottawa
1973-74	Jim Turkiewicz, Peterborough
1974-75	Mike O'Connell, Kingston
1975-76	Rick Green, London
1976-77	Craig Hartsburg, S.S. Marie
1977-78	Brad Marsh, Ldn/Rob Ramage, Ldn
1978-79	Greg Theberge, Peterborough
1979-80	Larry Murphy, Peterborough
1980-81	Randy Boyd, Ottawa
1981-82	Ron Meighan, Niagara Falls
1982-83	Allan MacInnis, Kitchener
1983-84	Brad Shaw, Ottawa
1984-85	Bob Balkidis, London

SEASON	PLAYER, CLUB
1985-86	Jeff Brown, Sby/Terry Carkner, Pbo
1986-87	Kerry Huffman, Guelph
1987-88	Darryl Shannon, Windsor
1988-89	Bryan Fogarty, Niagara Falls
1989-90	John Slaney, Cornwall
1990-91	Chris Snell, Ottawa
1991-92	Drake Berehowsky, North Bay
1992-93	Chris Pronger, Peterborough
1993-94	Jamie Rivers, Sudbury
1994-95	Bryan Berard, Detroit
1995-96	Bryan Berard, Detroit
1996-97	Sean Blanchard, Ottawa
1997-98	Chris Allen, Kingston
1998-99	Brian Campbell, Ottawa
1999-00	John Erskine, London
2000-01	Alexei Semenov, Sudbury

SEASON	PLAYER, CLUB
2001-02	Erik Reitz, Barrie
2002-03	Brendan Bell, Ottawa
2003-04	James Wisniewski, Plymouth
2004-05	Danny Syvret, London
2005-06	Andrej Sekera, Owen Sound
2006-07	Mark Staal, Sudbury
2007-08	Drew Doughty, Guelph
2008-09	Ryan Ellis, Windsor
2009-10	Jacob Muzzin, Sault Ste. Marie
2010-11	Ryan Spraul, S.S. Marie
2011-12	Dougie Hamilton, Niagara
2012-13	Ryan Spraul, S.S. Marie
2013-14	Aaron Ekblad, Barrie
2014-15	Anthony DeAngelo, Sault Ste. Marie
2015-16	Mikhail Sergachev, Windsor

EXECUTIVE OF THE YEAR

The OHL Executive of the Year Award is presented annually to the executive whose team demonstrates success both on the ice and at the administration level through excellent organization and franchise success. The winner is selected by the League's Executive Council.

SEASON	WINNER
1989-90	Sam McMaster, Sudbury
1990-91	Sherwood Bassin, SSM
1991-92	Bert Templeton, North Bay
1992-93	Jim Rutherford, Detroit
1993-94	Jim Rutherford, Detroit
1994-95	Mike Kelly, Guelph
1995-96	Bert Templeton, Barrie
1996-97	Ed Rowe, Peterborough
1997-98	Paul McIntosh, London
1998-99	Jeff Hunt, Ottawa
1999-00	Robert Ciccarelli, Sarnia
2000-01	Not awarded
2001-02	Sherwood Bassin, Erie
2002-03	Steve Bienkowski, Kit
2003-04	Mark Hunter, London
2004-05	Michael Futa, Owen Sound
2005-06	Craig Goslin, Saginaw

SEASON	WINNER
2006-07	Craig Goslin, Saginaw
2007-08	Denise Burke, Niagara
2008-09	Warren Rychel, Windsor
2009-10	Rick Goetz, Guelph
2010-11	Dale DeGray, Owen Sound
2011-12	Steve Bienkowski, Kit
2012-13	Mike Vellucci, Plymouth
2013-14	Not awarded
2014-15	Not awarded
2015-16	Not awarded

KEN BODENDISTEL CHARACTER AWARD FOR OFFICIALS

"The Bodie" is presented annually to the OHL official who demonstrates a passion and dedication to officiating and the game of hockey, who best exemplifies leadership on and off the ice, professionalism, and is respected by OHL member teams, players, and fellow officials alike. The award was established in 2013 to honour late Ken Bodendistel, who passed away on Nov. 21, 2013.

Nominations for "The Bodie" are made by OHL officials and reviewed by a Selection Committee comprised of the league's Supervisory staff and Director of Officiating. The award is presented annually at the Officiating Camp.

The 2014-15 winner of the award is linesman Steve Corlyon, the longest serving active member of the OHL's Officiating Team. Throughout his 30 season career, the Ottawa native has received numerous playoff assignments and two OHL All-Star Classics.

YEAR	RECIPIENT	YEAR	RECIPIENT
2012-13	Scott Oakman	2014-15	Steve Corlyon
2013-14	Sean Reid	2015-16	Mike Cairns

GOALTENDER OF THE YEAR

MACKENZIE BLACKWOOD

BARRIE COLTS

Mackenzie Blackwood played in 43 games, posting a record of 28-13-0-0 with three shutout victories along with a goals-against-average of 2.72. He also tied for the league-lead with a .921 save percentage while backstopping the Colts to their second straight Central Division title. The 19-year-old from Thunder Bay, ON, was chosen by the Colts in the fifth round of the 2012 OHL Priority Selection. He played three full seasons in Barrie and accumulated 84 career wins which ranks second in franchise history behind Brian Finley's 88 recorded between 1997-2001. Blackwood becomes the third Colts goaltender to win the award following Finley in 1999, and Paulo Colaiacovo in 2004.

During the 2015-16 campaign Blackwood made at least 30 saves in 28 of his games including a season-high 49-save performance on March 4 in a 6-3 road win over the Niagara IceDogs. The 6'4" netminder earned Vaughn OHL Goaltender of the Month honours during November.



Each year, the OHL awards the player that is selected by the member teams as the top goaltender in the League. The winner is the OHL's nominee for the CHL Goaltender of the Year.

SEASON	PLAYER	1997-98	Bujar Amidovski, Toronto
1987-88	Rick Tabaracci, Cornwall	1998-99	Brian Finley, Barrie
1988-89	Gus Marschauser, Kitchener	1999-00	Andrew Raycroft, Kingston
1989-90	Jeff Fife, Belleville	2000-01	Craig Andersson, Guelph
1990-91	Mike Tarchia, Kitchener	2001-02	Ray Emery, S.S. Marie
1991-92	Mike Fountain, Oshawa	2002-03	Andy Chiodo, Toronto
1992-93	Manny Legace, Niagara Falls	2003-04	Paulo Colaiacovo, Barrie
1993-94	Jamie Starr, Owen Sound	2004-05	Michael Ouzas, Mississauga
1994-95	Tyler Moss, Kingston	2005-06	Adam Dennis, London
1995-96	Craig Hillier, Ottawa	2006-07	Steve Mason, London
1996-97	Zac Bierk, Peterborough	2007-08	Mike Murphy, Belleville

SEASON	PLAYER
2008-09	Mike Murphy, Belleville
2009-10	Chris Carrozzini, Mississauga
2010-11	Mark Visentin, Niagara
2011-12	Michael Houser, London
2012-13	Jordan Binnington, Owen Sound
2013-14	Alex Nedeljkovic, Plymouth
2014-15	Lucas Peressini, Kingston
2015-16	Mackenzie Blackwood, Barrie

JACK FERGUSON AWARD (FIRST OVERALL SELECTION)

RYAN MERKLEY

GUELPH STORM

"The Fergie" is presented annually to the player selected first overall in the Ontario Hockey League Priority Selection. The award recognizes the dedication and contributions made by Jack Ferguson during his 25 year association with the Ontario Hockey League, first as a scout with the Ottawa 67's and followed by his appointment as head of the OHL's Central Scouting Bureau in 1981 as its Director of Central Scouting.

Ryan Merkley of the Greater Toronto Hockey League's Toronto Jr. Canadiens won the Jack Ferguson Award after being the first overall pick of the Guelph Storm in the 2016 OHL Priority Selection. Merkley was named GTHL Player of the Year after leading the Jr. Canadiens in scoring with 44 points including seven goals and 37 assists in 33 regular season games. As team captain, the 5'10, 160lb, Mississauga, ON, native produced more than a point-per-game and represented Canada at the Youth Olympic Games earning a silver medal.



YEAR	PLAYER, TEAM	YEAR	PLAYER, TEAM
1981	Dan Quinn, Belleville	1993	Alyn McCauley, Ottawa
1982	Kirk Muller, Guelph	1994	Jeff Brown, Sarnia
1983	Trevor Stienburg, Guelph	1995	Daniel Tkaczuk, Barrie
1984	Dave Moylan, Sudbury	1996	Rico Fata, London
1985	Bryan Fogarty, Kingston	1997	Charlie Stephens, Toronto
1986	Troy Mallette, S.S. Marie	1998	Jay Harrison, Brampton
1987	John Uniak, Sudbury	1999	Jason Spezza, Mississauga
1988	Drake Berehowsky, Kingston	2000	Patrick Jarrett, Mississauga
1989	Eric Lindros, S.S. Marie	2001	Patrick O'Sullivan, Mississauga
1990	Pat Peake, Detroit	2002	Robbie Schremp, Mississauga
1991	Todd Harvey, Detroit	2003	Patrick McNeill, Saginaw
1992	Jeff O'Neill, Guelph	2004	John Hughes, Belleville

YEAR	PLAYER, TEAM
2005	John Tavares, Oshawa
2006	Steven Stamkos, Sarnia
2007	Ryan O'Reilly, Erie
2008	John McFarland, Sudbury
2009	Daniel Catenacci, S.S. Marie
2010	Alex Galchenyuk, Sarnia
2011	Aaron Ekblad, Barrie
2012	Connor McDavid, Erie
2013	Travis Konecny, Ottawa
2014	Jakob Chychrun, Sarnia
2015	David Levin, Sudbury
2016	Ryan Merkley, Guelph

DAVE PINKNEY TROPHY (LOWEST TEAM GOALS AGAINST)

TYLER PARSONS AND BRENDAN BURKE

LONDON KNIGHTS

The London Knights allowed the fewest goals in the OHL this season with just 182 against earning the tandem of Tyler Parsons and Brendan Burke the 2015-16 Dave Pinkney Trophy. Parsons, an 18-year-old from Chesterfield, Michigan, led the league with a 2.33 goals-against-average and also posted a league-high save percentage of .921. The sophomore carried a record of 37-9-2-1 with four shutout victories for the Knights who finished one point shy of a Midwest Division and regular season crown. Sharing the duties in goal was Burke, a 21-year-old from Paradise Valley, Arizona, who carried a record of 10-4-0-0 with one shutout along with a goals-against-average of 2.95 and save percentage of .896.

SEASON	PLAYER, CLUB
1948-49	Gil Mayer, Barrie
1949-50	Don Lockhart, Marlboros
1950-51	Don Lockhart, Marlboros & Lorne Howes, Barrie
1951-52	Don Head, Marlboros
1952-53	John Henderson, Marlboros
1953-54	Dennis Riggan, Hamilton
1954-55	John Albani, Marlboros
1955-56	Jim Crockett, Marlboros
1956-57	Len Broderick, Marlboros
1957-58	Len Broderick, Marlboros
1958-59	Jacques Caron, Peterborough
1959-60	Gerry Cheevers, St. Michaels
1960-61	Bud Blom, Hamilton
1961-62	George Holmes, Montreal
1962-63	Chuck Goddard, Peterborough
1963-64	Bernie Parent, Niagara Falls
1964-65	Bernie Parent, Niagara Falls
1965-66	Ted Quimet, Montreal
1966-67	Peter McDuffe, St. Catharines
1967-68	Jim Rutherford/Gerry Gray, Hamilton
1968-69	Wayne Wood/Ted Tucker, Montreal
1969-70	John Garrett, Peterborough
1970-71	John Garrett, Peterborough
1971-72	Michel Larocque, Ottawa
1972-73	Mike Palmateer, Toronto Marlboros
1973-74	Don Edwards, Kitchener
1974-75	Greg Millen, Peterborough
1975-76	Jim Bedard, Sudbury
1976-77	Pat Riggan, London
1977-78	Al Jensen, Hamilton
1978-79	Nick Ricci/Glen Ernst, Niagara Falls
1979-80	Rick LaFerriere/Terry Wright, Peterborough
1980-81	Jim Ralph, Ottawa
1981-82	Marc D'Amour/John Vanbiesbrouck, S.S.M.

SEASON	PLAYER, CLUB
1982-83	Peter Sidorkiewicz/Jeff Hagg, Oshawa
1983-84	Darren Pang/Greg Caram, Ottawa
1984-85	Scott Mossey/Marty Abrams, S.S. Marie
1985-86	Kay Whitmore/Ron Tugnutt, Peterborough
1986-87	Jeff Hackett/Sean Evey, Oshawa
1987-88	Todd Bojcin/John Tanner, Peterborough
1988-89	John Tanner/Todd Bojcin, Peterborough
1989-90	Jeff Wilson/Sean Gauthier, Kingston
1990-91	Mike Lenarduzzi/Kevin Hodson, S.S. Marie
1991-92	Kevin Hodson, Sault Ste. Marie
1992-93	Chad Lang/Ryan Douglas, Peterborough
1993-94	Sandy Allan/Scott Roche, North Bay
1994-95	Mark McArthur/Andy Adams, Guelph
1995-96	Dan Cloutier/Brett Thompson, Guelph
1996-97	Tim Keyes/Craig Hillier, Ottawa
1997-98	Craig Hillier/Seamus Kotyk, Ottawa
1998-99	Robert Holsinger/Rob Zepp, Plymouth
1999-00	Rob Zepp/Bill Ruggiero, Plymouth
2000-01	Rob Zepp/Paul Drew, Plymouth
2001-02	Jason Bacashihua/Paul Drew, Plymouth
2002-03	Paul Drew/Jeff Weber, Plymouth
2003-04	Gerald Coleman/Ryan MacDonald, London
2004-05	Gerald Coleman/Adam Dennis, London
2005-06	Dan Turple/Mark Packwood, Kitchener
2006-07	Michal Neuvirth/Jeremy Smith, Plymouth
2007-08	Kyle Gajewski/Bryce D'Hagan, S.S. Marie
2008-09	Andrew Engelage/Josh Unice, Windsor
2009-10	Chris Carrozzi/JP Anderson, Mississauga
2010-11	JP Anderson/Mikael Audette, Mississauga
2011-12	Mark Visentin/Chris Festarini, Niagara
2012-13	Jordan Binnington/Brandon Hoke, Owen Sound
2013-14	Oscar Dansk/Devin Williams, Erie
2014-15	Ken Appleby/Jeremy Broder, Oshawa
2015-16	Tyler Parsons/Brendan Burke, London

BILL LONG AWARD

(DISTINGUISHED SERVICE TO THE OHL)

The Bill Long Award for Distinguished Service is presented in recognition and appreciation of an individual who has made an outstanding contribution to the OHL. The recipient must be or have been actively engaged in Junior Hockey. The Award was initiated in 1989 to commemorate the efforts and contributions of Bill Long during his days in the Ontario Hockey League, spanning over three decades as a coach and manager of the Niagara Falls Flyers, Ottawa 67's and London Knights.

PAT CASEY PETERBOROUGH PETES

Pat Casey joined the Petes' Board of Directors in 1979 serving a near 40-year tenure that included stints as Vice-President (1979-84), President (1984-87 and 1997-2002), as well as Treasurer which he held for the past 10 years before retiring this spring. His career with the Petes also included time as a player and member of the club's original roster in 1956 after being drafted by the Montreal Canadiens in the first round of the 1956 NHL Amateur Draft. He helped the Petes earn Ontario and Eastern Canadian championships in 1959 as the club made their first trip to the Memorial Cup. A native of Kirkland Lake, ON, Casey has been integral in many momentous events and accomplishments in Petes and OHL history including the introduction of the OHL Scholarship Program, Peterborough's hosting of the 1996 MasterCard Memorial Cup, 2011 Hockey Day in Canada, and support for current Petes President Dave Pogue in the launch of the OHL's Talk Today Mental Health Awareness Program.

YEAR	RECIPIENT	YEAR	RECIPIENT	YEAR	RECIPIENT
1989	Alec Campagnaro, Guelph Platers	1997	Wren Blair, Kingston Frontenacs	2008	Don Brankley, London Knights & Gil Hughes, Oshawa Generals
1989	Earl Montagano, Ottawa 67's	2002	Jim Lever, OHL		
1990	Sherwood Bassin, S.S. Marie Greyhounds	2002	Jack Ferguson, OHL	2009	Bert O'Brien, Ottawa; Sam Sisco, OHL
1992	Herb Warr, Peterborough Petes	2003	Norm Bryan, Peterborough Petes	2010	Peter Karmanos Jr., Plymouth Whalers
1993	Dr. Robert L. Vaughan, Belleville Bulls	2005	Bert Templeton	2013	Ray McKelvie, Owen Sound Attack
1994	Brian Kilrea, Ottawa 67's	2006	Jeff Twohey, Peterborough Petes	2016	Pat Casey, Peterborough Petes
1997	Frank Bonello, Toronto				

EMMS FAMILY AWARD (ROOKIE OF THE YEAR)

ALEXANDER NYLANDER MISSISSAUGA STEELHEADS

Alexander Nylander led all OHL rookies with 75 points in 57 games scoring 28 goals and 47 assists finishing 19th overall in league scoring. He set a new Steelheads record for points by a rookie and becomes the first player in franchise history to earn Rookie of the Year honours.



The 18-year-old from Sweden was selected by the Steelheads 12th overall in the 2015 CHL Import Draft. He earned OHL Rookie of the Month honours in October, November, and February, finishing the season with 20 multi-point games including a trio of four-point performances. Nylander was also recognized in the Eastern Conference Coaches Poll as being the second Best Stickhandler, second Best Shootout Shooter, and for having the third Best Shot.

The Emms Family Award is presented annually to the top first year Ontario Hockey League player as selected by the OHL general managers. The award was donated by Leighton "Hap" Emms, former owner of the Barrie, Niagara Falls and St. Catharines OHL franchises. Hap Emms was also a long time coach and general manager of Barrie, Niagara Falls and St. Catharines. He is 15th among all-time winningest OHL coaches.

SEASON	PLAYER, CLUB
1972-73	Denis Maruk, London
1973-74	Jack Valiquette, Sault Ste. Marie
1974-75	Danny Shearer, Hamilton
1975-76	John Tavella, Sault Ste. Marie
1976-77	Mike Gartner, Niagara Falls
1977-78	Wayne Gretzky, Sault Ste. Marie
1978-79	John Goodwin, Sault Ste. Marie
1979-80	Bruce Dowie, Toronto
1980-81	Tony Tanti, Oshawa
1981-82	Pat Verbeek, Sudbury
1982-83	Bruce Cassidy, Ottawa
1983-84	Shawn Burr, Kitchener
1984-85	Derek King, Sault Ste. Marie
1985-86	Lonnie Loach, Guelph
1986-87	Andrew Cassels, Ottawa

SEASON	PLAYER, CLUB
1987-88	Rick Corriveau, London
1988-89	Owen Nolan, Cornwall
1989-90	Chris Longo, Peterborough
1990-91	Cory Stillman, Windsor
1991-92	Chris Gratton, Kingston
1992-93	Jeff O'Neill, Guelph
1993-94	Vitali Yachmenev, North Bay
1994-95	Bryan Berard, Detroit
1995-96	Joe Thornton, Sault Ste. Marie
1996-97	Peter Sarno, Windsor
1997-98	David Legwand, Plymouth
1998-99	Sheldon Keefe, Barrie
1999-00	Derek Roy, Kitchener
2000-01	Rick Nash, London
2001-02	Patrick O'Sullivan, Mississauga

SEASON	PLAYER, CLUB
2002-03	Rob Schremp, Mississauga
2003-04	Bryan Little, Barrie
2004-05	Benoit Pouliot, Sudbury
2005-06	John Tavares, Oshawa
2006-07	Patrick Kane, London
2007-08	Taylor Hall, Windsor
2008-09	Evgeny Grachev, Brampton
2009-10	Matt Puempel, Peterborough
2010-11	Nail Yakupov, Sarnia
2011-12	Aaron Ekblad, Barrie
2012-13	Connor McDavid, Erie
2013-14	Travis Konecny, Ottawa
2014-15	Alex DeBrincat, Erie
2015-16	Alexander Nylander, Mississauga

FW "DINTY" MOORE TROPHY (LOWEST ROOKIE GAA)

MICHAEL DIPIETRO WINDSOR SPITFIRES

The F.W. "Dinty" Moore Trophy is awarded annually to the first year goaltender with the best goals against average during the regular schedule. The trophy is named after Port Colborne native F.W. "Dinty" Moore, the President of the OHA from 1942-45. Moore was honored as a Life Member of the OHA in 1962.

Michael DiPietro had the best goals-against-average among OHL rookie goaltenders with a mark of 2.45.

SEASON	PLAYER, CLUB	AVG.
1975-76	Mark Locken, Hamilton	3.14
1976-77	Barry Heard, London	3.28
1977-78	Ken Ellacott, Peterborough	3.56
1978-79	Nick Ricci, Niagara Falls	3.46
1979-80	Mike Vezina, Ottawa	3.93
1980-81	John Vanbiesbrouck, S.S. Marie	4.14
1981-82	Shawn Kilroy, Peterborough	2.97
1982-83	Dan Burrows, Belleville	4.13
1983-84	Gerry Juliano, S.S. Marie	3.64
1984-85	Ron Tugnutt, Peterborough	3.77
1985-86	Paul Henriques, Belleville	3.60
1986-87	Jeff Hackett, Oshawa	3.04
1987-88	Todd Bojunc, Peterborough	2.93
1988-89	Jeff Wilson, Kingston	3.99
1989-90	Sean Basilio, London	3.65
1990-91	Kevin Hodson, S.S. Marie	3.22
1991-92	Sandy Allan, North Bay	3.85
1992-93	Ken Shepard, Oshawa	3.48
1993-94	Scott Roche, North Bay	3.52
1994-95	David MacDonald, Sudbury	3.07
1995-96	Brett Thompson, Guelph	3.09

SEASON	PLAYER, CLUB	AVG.
1996-97	Shawn Dagagne, Kitchener	3.29
1997-98	Seamus Kotyk, Ottawa	2.66
1998-99	Levente Szuper, Ottawa	2.33
1999-00	Andrew Sim, Sarnia	2.93
2000-01	Andy Chiodo, Toronto	2.49
2001-02	Jason Bacashihua, Plymouth	2.34
2002-03	Ryan Munce, Sarnia	2.64
2003-04	Ryan MacDonald, London	2.06
2004-05	Kyle Gajewski, Sault Ste. Marie	2.55
2005-06	Trevor Cann, Peterborough	2.65
2006-07	Michal Neuvirth, Plymouth	2.32
2007-08	Josh Unice, Kitchener	2.45
2008-09	J.P. Anderson, Mississauga	2.94
2009-10	Petr Mrázek, Ottawa	3.00
2010-11	Matej Machovsky, Brampton	2.90
2011-12	Daniel Altshuler, Oshawa	3.55
2012-13	Alex Nedeljkovic, Plymouth	2.28
2013-14	Matthew Mancina, Guelph	2.43
2014-15	Michael McNiven, Owen Sound	2.79
2015-16	Michael DiPietro, Windsor	2.45

DAN SNYDER MEMORIAL TROPHY (HUMANITARIAN OF THE YEAR)

WILL PETSCHENIG SAGINAW SPIRIT

Will Petschenig, a 21-year-old from Manotick, ON, made an immediate and lasting impact in the Saginaw community as a member of the Spirit during the 2015-16 campaign creating the program "A Heart Like Mine" with the hope of reaching out to children and families who are grieving the loss of a loved one. In October, 2013, Petschenig lost his father, Dan, who passed away suddenly at the age of 50. To honour his father, "A Heart Like Mine" was started to share and create memories with others by offering families the opportunity to enjoy a Spirit game. Petschenig personally invited over 30 families to share a unique VIP experience that included free tickets, a pregame dinner with Will, watching warmup from the Spirit bench, access to a behind the scenes tour, Zamboni ride, and a post-game meet-and-greet with Will and his teammates. He developed friendships and memories with over 50 kids, 'Will's Warriors', sharing an unfortunate common bond through his program and in his countless hours volunteering at the Great Lakes Bay Region Grief Center.



The Ontario Hockey League Board of Governors announced on November 19, 2004 that the OHL Humanitarian of the Year award was renamed the Dan Snyder Memorial Trophy in recognition of the former Owen Sound Platers captain who died from injuries sustained in an automobile accident in September, 2004. Snyder, who played four seasons with Owen Sound, was twice named his team's humanitarian of the year in recognition of his tremendous efforts in supporting community activities.

SEASON	PLAYER
1992-93	Keli Corpe, Kingston
1993-94	Brent Tully, Peterborough
1994-95	Brad Brown, North Bay
1995-96	Craig Mills, Belleville
1996-97	Mike Martone, Peterborough
1997-98	Jason Metcalfe, London
1998-99	Ryan McKie, Sudbury
1999-00	Dan Tessier, Ottawa

SEASON	PLAYER
2000-01	Joey Sullivan, Erie
2001-02	David Silverstone, Belleville
2002-03	Michael Mole, Belleville
2003-04	Chris Campoli, Erie
2004-05	Jeff MacDougald, Peterborough
2005-06	Mike Angelidis, Owen Sound
2006-07	Andrew Gibbons, Belleville
2007-08	Peter Stevens, Kingston

SEASON	PLAYER
2008-09	Chris Terry, Plymouth
2009-10	Ryan Hayes, Plymouth
2010-11	Jack Walchessen, Peterborough
2011-12	Andrew D'Agostini, Peterborough
2012-13	Ben Fanelli, Kitchener
2013-14	Scott Simmonds, Belleville
2014-15	Nick Paul, North Bay
2015-16	Will Petschenig, Saginaw

MICKEY RENAUD CAPTAINS TROPHY

MICHAEL WEBSTER BARRIE COLTS

Webster was chosen for the award by a media selection committee as the OHL team captain that best exemplifies leadership on and off the ice, with a passion and dedication to the game of hockey and community that Mickey demonstrated.

A four-year member of the Colts, Webster was named team captain prior to the start of the 2015-16 season. The 20-year-old Toronto native helped lead the club to a second straight Central Division title contributing a career-high 44 points in 64 games from the blueline. The 17th captain in franchise history finishes his OHL career having played 254 career regular season games accumulating 18 goals and 77 assists for 95 points. He was chosen by the Colts in the 12th round of the 2011 OHL Priority Selection.

The Ontario Hockey League announced in February, 2009 that the "Mickey Renaud Captain's Trophy" will be presented each season to the OHL team captain that best exemplifies the character and commitment that Renaud displayed during his career with the Spitfires.

The winner will be one of the 20 OHL member team captains and will be selected by a special media selection committee representing each of the four OHL divisions. The award is named in honour of Mickey Renaud, the former Windsor Spitfires' captain, who passed away in February, 2008.



SEASON	PLAYER
2008-09	Chris Terry, Plymouth
2009-10	John Kurtz, Sudbury
2010-11	Ryan Ellis, Windsor
2011-12	Andrew Agazzino, Niagara
2012-13	Colin Miller, S.S. Marie
2013-14	Matt Finn, Guelph
2014-15	Max Domi, London
2015-16	Michael Webster, Barrie

WILLIAM HANLEY TROPHY (MOST SPORTSMANLIKE PLAYER)

MIKE AMADIO

NORTH BAY BATTALION

Amadio finished ninth in league scoring with 98 points including 50 goals and 48 assists in 68 games played with a plus-minus rating of plus-30. He recorded 40 penalty minutes in 2015-16 including just 12 in his final 32 games since January 7. The 19-year-old from Sault Ste. Marie, ON, is the third member of the Battalion to win the award following Cody Hodgson in 2009, and Wojtek Wolski in 2006.

Amadio played four seasons with the Troops after being chosen by the club in the second round of the 2012 OHL Priority Selection. His 50 goals this season are a new franchise record surpassing Wolski's mark of 47 set during his award winning campaign in 2005-06, while his eight shorthanded goals tied for the league-lead and are also a new team record surpassing Barclay Goodrow's seven.



The William Hanley Trophy is awarded annually to the Most Sportsmanlike Player as selected by the League's general managers. This trophy is presented by the OHL to commemorate William Hanley, former Secretary-Manager of the Ontario Hockey Association for over 25 years. Prior to its inception in 1974-75, the Max Kaminsky Trophy was awarded to the Most Gentlemanly Player.

SEASON	PLAYER
1960-61	Bruce Draper, St. Michael's
1961-62	Lowell MacDonald, Hamilton
1962-63	Paul Henderson, Hamilton
1963-64	Fred Stanfield, St. Catharines
1964-65	Jimmy Peters, Hamilton
1965-66	Andre Lacroix, Peterborough
1966-67	Mickey Redmond, Peterborough
1967-68	Tom Webster, Niagara Falls
1968-69	Rejean Houle, Montreal
1974-75	Doug Jarvis, Peterborough
1975-76	Dale McCourt, Hamilton
1977-78	Dale McCourt, St. Catharines
1976-77	Wayne Gretzky, Sault Ste. Marie
1978-79	Sean Simpson, Ottawa
1979-80	Sean Simpson, Ottawa
1980-81	John Goodwin, Sault Ste. Marie
1981-82	Dave Simpson, London

SEASON	PLAYER
1982-83	Kirk Muller, Guelph
1983-84	Kevin Conway, Kingston
1984-85	Scott Tottle, Peterborough
1985-86	Jason Lafreniere, Belleville
1986-87	Scott McCrory, Osh/Keith Gretzky, Ham
1987-88	Andrew Cassels, Ottawa
1988-89	Kevin Miehm, Oshawa
1989-90	Mike Ricci, Peterborough
1990-91	Dale Craigwell, Oshawa
1991-92	John Spoltore, North Bay
1992-93	Pat Peake, Detroit
1993-94	Jason Allison, London
1994-95	Vitali Yachmenev, North Bay
1995-96	Jeff Williams, Guelph
1996-97	Alyn McCauley, Ottawa
1997-98	Matt Bradley, Kingston
1998-99	Brian Campbell, Ottawa

SEASON	PLAYER
1999-00	Mike Zigomanis, Kingston
2000-01	Brad Boyes, Erie Otters
2001-02	Brad Boyes, Erie Otters
2002-03	Kyle Wellwood, Windsor
2003-04	Andre Benoit, Kitchener
2004-05	Jeff Carter, Sault Ste. Marie
2005-06	Wojtek Wolski, Brampton
2006-07	Tom Pyatt, Saginaw
2007-08	Nick Spaling, Kitchener
2008-09	Cody Hodgson, Brampton
2009-10	Ryan Spooner, Peterborough
2010-11	Ryan Akeson, Kitchener
2011-12	Brandon Saut, Saginaw
2012-13	Tyler Graovac, Belleville
2013-14	Connor McDavid, Erie
2014-15	Dylan Strome, Erie
2015-16	Mike Amadio, North Bay

LEO LALONDE MEMORIAL TROPHY (TOP OVERAGE PLAYER)

KEVIN LABANC

BARRIE COLTS

Kevin Labanc led the OHL in scoring and set a new team record with 127 points in 65 games including 39 goals and 88 assists and was a league-high plus-60. He is the second straight member of the Colts to win the award and third all-time following Joseph Blandisi (2015) and Bryan Cameron (2010). A 20-year-old from Staten Island, New York, Labanc was originally chosen by the Colts in the sixth round of the 2011 OHL Priority Selection before joining the club in 2013. In three seasons the veteran played in 198 career games accumulating 269 points which ranks fourth among Barrie's all-time greats. During the 2015-16 campaign he recorded 42 multi-point games and surpassed his own Colts record for assists in a season.



The Leo Lalonde Memorial Trophy is awarded annually to the overage player of the year as selected by the League's general managers. The trophy was donated by the trainers of the League in memory of the late Leo Lalonde, former Chief Scout of the OHL's Central Scouting Bureau. He was formerly the Chief Scout for the Belleville Bulls, as well as a former scout with the Peterborough Petes.

SEASON	PLAYER
1983-84	Don McLaren, Ottawa
1984-85	Dunc MacIntyre, Belleville
1985-86	Steve Guenetie, Guelph
1986-87	Mike Richard, Toronto
1987-88	Len Soccio, North Bay
1988-89	Stan Drulia, Niagara Falls
1989-90	Iain Fraser, Oshawa
1990-91	Joey St. Aubin, Kitchener
1991-92	John Spoltore, North Bay
1992-93	Scott Hollis, Oshawa
1993-94	B.J. MacPherson, North Bay

SEASON	PLAYER
1994-95	Bill Bowler, Windsor
1995-96	Aaron Brand, Sarnia
1996-97	Zac Bierk, Peterborough
1997-98	Bujar Amidovski, Toronto
1998-99	Ryan Ready, Belleville
1999-00	Dan Tessier, Ottawa
2000-01	Randy Rowe, Belleville
2001-02	Cory Pecker, Erie
2002-03	Chad Larose, Plymouth
2003-04	Martin St. Pierre, Guelph
2004-05	Andre Benoit, Kitchener

SEASON	PLAYER
2005-06	Ryan Callahan, Guelph
2006-07	Tyler Donati, Belleville
2007-08	Michael Swift, Niagara
2008-09	Justin DiBenedetto, Sarnia
2009-10	Bryan Cameron, Barrie
2010-11	Ryan Akeson, Kitchener
2011-12	Andrew Agozzino, Niagara
2012-13	Charles Sarault, Sarnia
2013-14	Dane Fox, Erie
2014-15	Joseph Blandisi, Barrie
2015-16	Kevin Labanc, Barrie

BOBBY SMITH TROPHY (SCHOLASTIC PLAYER OF THE YEAR)

NICOLAS HAGUE MISSISSAUGA STEELHEADS

Nicolas Hague earns OHL Scholastic Player of the Year honours achieving an 82% Grade 12 average at Philip Pocock Catholic Secondary School in Mississauga. The Steelheads' defenceman carried a full course load this season studying pre University level Accounting, Canadian Law, Chemistry, Data Management, English, and Philosophy.

On the ice, the 17-year-old from Kitchener, ON, scored 14 goals and 10 assists for 24 points in 66 games played. Eligible for the 2017 NHL Draft, Hague was named to the OHL's Second All-Rookie Team and recently represented Canada at the IIHF World Under-18 Championship.



The Bobby Smith Trophy is awarded annually to the OHL Scholastic Player of the Year who best combines high standards of play and academic excellence. The trophy is in honour of Bobby Smith, former Ottawa 67's star who exhibited the standard of excellence required by the award. Each team's nominee for the award becomes a member of the OHL Scholastic Team of the Year.

SEASON PLAYER

1979-80 Steve Konroyd, Oshawa
1980-81 Doug Smith, Ottawa
1981-82 Dave Simpson, London
1982-83 Dave Gagner, Brantford
1983-84 Scott Tottle, Peterborough
1984-85 Craig Billington, Belleville
1985-86 Chris Clifford, Kingston
1986-87 John McIntyre, Guelph
1987-88 Darrin Shannon, Windsor
1988-89 Brian Collinson, Toronto
1989-90 Ryan Kuvabara, Ottawa
1990-91 Nathan LaFayette, Cornwall
1991-92 Nathan LaFayette, Cornwall
1992-93 Tim Spitzig, Kitchener
1993-94 Ethan Moreau, Niagara Falls
1994-95 Jamie Wright, Guelph

1995-96 Boyd Devereaux, Kitchener
1996-97 Jake McCracken, S.S.M.
1997-98 Manny Malhotra, Guelph
1998-99 Rob Zepp, Plymouth
1999-00 Brad Boyes, Erie
2000-01 Dustin Brown, Guelph
2001-02 Dustin Brown, Guelph
2002-03 Dustin Brown, Guelph
2003-04 Scott Lehman, Toronto
2004-05 Richard Clune, Sarnia
2005-06 Danny Batochio, Ottawa
2006-07 Steven Stamkos, Sarnia
2007-08 Ryan Ellis, Windsor
2008-09 Matt Duchene, Brampton
2009-10 Erik Gudbranson, Kingston
2010-11 Dougie Hamilton, Niagara
2011-12 Adam Pelech, Erie

SEASON PLAYER

2012-13 Darnell Nurse, S.S. Marie
2013-14 Connor McDavid, Erie
2014-15 Connor McDavid, Erie
2015-16 Nicolas Hague, Mississauga

2015-16 OHL SCHOLASTIC TEAM

Barrie Colts - Ruan Badenhorst
Erie Otters - Jordan Sambrook
Flint Firebirds - Kyle Keyser
Guelph Storm - Austin Hall
Hamilton Bulldogs - Matthew Strome
Kingston Frontenacs - Nathan Billitier
Kitchener Rangers - Adam Mascherin*
London Knights - Cliff Pu
Mississauga Steelheads - Nicolas Hague
Niagara IceDogs - Stephen Dhillon

North Bay Battalion - Jacob Ramalho
Oshawa Generals - Riley Stillman
Ottawa 67's - Austen Keating
Owen Sound Attack - Markus Phillips
Peterborough Petes - Zach Gallant
Saginaw Spirit - Brady Gilmour
Sarnia Sting - Jordan Kyrour
Sault Ste. Marie Greyhounds - Conor Timmins
Sudbury Wolves - Michael Pezzetta*
Windsor Spitfires - Michael DiPietro

* also member of 2014-15 OHL Scholastic Team

OHL SCHOLASTIC AWARDS

In March 2005, the Ontario Hockey League announced two new awards to annually recognize the accomplishments of the top student athletes that compete in the OHL.

The Roger Neilson Memorial Award was created to recognize the OHL's top academic player attending university and the Ivan Tennant Memorial Award was created to recognize the OHL's top academic player attending high school.

The awards are presented annually along with the Bobby Smith Trophy, which is awarded to the OHL player that best combines hockey and education.

IVAN TENNANT MEMORIAL AWARD

KYLE KEYSER FLINT FIREBIRDS

Kyle Keyser, a 17-year-old rookie from Coral Springs, Florida, achieved a 95% average during the 2015-16 academic year with a full six-course workload at Grand Blanc High School where he studied American Government, American Literature, Business, Chemistry, Economics, and Life Skills. Selected by the Firebirds in the fourth round of the 2015 OHL Priority Selection, Keyser picked up his first OHL win in his first career start on October 4 with 28 saves in a 2-1 triumph over the Mississauga Steelheads and was later recognized as October's West Division Academic Player of the Month.

Ivan Tennant Memorial Award - This award is given out each year to the top academic high school student in the OHL. The award is based on the player's average in his best six courses regardless of level of difficulty of the courses. The award is named in honour of Ivan Tennant who spent a lifetime combining hockey and education. He was the Kitchener Rangers' Education Consultant for 20 years and a key figure on the OHL's Academic Advisor's Committee.

SEASON PLAYER

2004-05 Matt Pelech, Sarnia
2005-06 Joe Pleckaitis, Ottawa
2006-07 Andrew Shorkey, Owen Sound
2007-08 Alex Feisen, Niagara

SEASON PLAYER

2008-09 Freddie Hamilton, Niagara
2009-10 Dougie Hamilton, Niagara
2010-11 Andrew D'Agostini, Peterborough
2011-12 Adam Pelech, Erie



SEASON PLAYER

2012-13 Connor Burgess, Sudbury
2013-14 Adam Craievich, Guelph
2014-15 Stephen Dhillon, Niagara
2015-16 Kyle Keyser, Flint

ROGER NEILSON MEMORIAL AWARD

DAMIAN BOURNE MISSISSAUGA STEELHEADS

Damian Bourne, a 20-year-old from Oakville, ON, attended Ryerson University where he excelled in courses that included Human Resources Management, Introduction to Astronomy, Introduction to Psychology, and Principles of Marketing. Playing in his fourth OHL season, the Steelheads alternate captain was the club's first round pick in the 2011 OHL Priority Selection and scored nine goals and 17 assists for 26 points in 57 games during the 2015-16 campaign.

Roger Neilson Memorial Award - This award is presented each year to recognize the top post-secondary player in the OHL. The Roger Neilson Memorial Award is named in honour of the Hall of Fame Coach. While coaching the Peterborough Petes in the late 1960's and early 1970's, Neilson, a former high school teacher, was a pioneer in stressing the importance of education to all of his players.

SEASON PLAYER

2004-05 Dan Battocchio, Ottawa
2005-06 Dan Battocchio, Ottawa
2006-07 Derrick Bagshaw, Erie
2007-08 Scott Aarssen, London

SEASON PLAYER

2008-09 Tim Priamo, Guelph
2009-10 Derek Lanoue, Windsor
2010-11 Derek Lanoue, Windsor
2011-12 Kyle Pereira, Guelph



SEASON PLAYER

2012-13 Daniel Altshuller, Oshawa
2013-14 Patrick Watling, S.S. Marie
2014-15 Justin Nichols, Guelph
2015-16 Damian Bourne, Mississauga

CANADIAN HOCKEY LEAGUE AWARDS

PLAYER OF THE YEAR

SEASON	PLAYER, TEAM
15-16	Mitch Marner, London
14-15	Connor McDavid, Erie
13-14	Anthony Mantha, Val d'Or
12-13	Jonathan Drouin, Halifax
11-12	Brendan Shinnimin, Tri-City
10-11	Ryan Ellis, Windsor
09-10	Jordan Eberle, Regina
08-09	Cody Hodgson, Brampton
07-08	Justin Azevedo, Kitchener
06-07	Jean Tavares, Oshawa
05-06	Alexander Radulov, Quebec
04-05	Sidney Crosby, Rimouski
03-04	Sidney Crosby, Rimouski
02-03	Carey Locke, Ottawa
01-02	P.-M. Bouchard, Chicoutimi
00-01	Simon Gamahe, Val d'Or
99-00	Brad Richards, Rimouski
98-99	Brian Campbell, Ottawa
97-98	Sergei Varlamov, S. Current
96-97	Alyn McCauley, Ottawa
95-96	Christian Dube, Sherbrooke
94-95	David Ling, Kingston
93-94	Jason Allison, London
92-93	Pat Peake, Detroit
91-92	Charles Poulin, Ste. Hyac.
90-91	Eric Lindros, Oshawa
89-90	Mike Ricci, Peterborough
88-89	Bryan Fogarty, Niagara Falls
87-88	Joe Sakic, Swift Current
86-87	Rob Brown, Kamloops
85-86	Luc Robitaille, Hull
84-85	Dan Hodgson, Prince Albert
83-84	Mario Lemieux, Laval
82-83	Pat LaFontaine, Verdun
81-82	Dave Simpson, London
80-81	Dale Hawchuck, Cornwall
79-80	Doug Wickenheiser, Regina
78-79	Pierre LaCroix, Trois Rivieres
77-78	Bob Smith, Ottawa
76-77	Dale McCourt, Hamilton
75-76	Peter Lee, Ottawa
74-75	Ed Staniowski, Regina

ROOKIE OF THE YEAR

15-16	Alexander Nylander, Mississauga
14-15	Alex DeBrincat, Erie
13-14	Nikolaj Ehlers, Halifax
12-13	Valentin Zykov, Baie-Comeau
11-12	Mikhail Grigorenko, Quebec
10-11	Nail Yakupov, Sarnia
09-10	Matt Puempel, Peterborough
08-09	Brett Connolly, Prince George
07-08	Taylor Hall, Windsor
06-07	Patrick Kane, London
05-06	John Tavares, Oshawa
04-05	Benoit Pouliot, Sudbury
03-04	Sidney Crosby, Rimouski
02-03	Matt Ellison, Red Deer
01-02	Patrick O'Sullivan, Miss.
00-01	Scottie Upshall, Kamloops
99-00	Dan Blackburn, Kootenay
98-99	Pavel Brendl, Calgary
97-98	David Legwand, Plymouth
96-97	Vincent Lecavalier, Rimouski
95-96	Joe Thornton, S.S. Marie
94-95	Bryan Berard, Detroit
93-94	Vitali Yachmenev, North Bay
92-93	Jeff Friesen, Regina
91-92	Alexandre Daigle, Victoriaville
90-91	Phillippe Boucher, Granby
89-90	Petr Nedved, Seattle
88-89	Yanic Perrault, Trois-Rivieres
87-88	Martin Gelnas, Hull

DEFENCEMAN OF THE YEAR

15-16	Ivan Provorov, Brandon
14-15	Anthony DeAngelo, S.S. Marie
13-14	Derrick Pouliot
12-13	Ryan Sproul, S.S. Marie
11-12	Dougie Hamilton, Niagara
10-11	Ryan Ellis, Windsor
09-10	David Savard, Moncton
08-09	Jonathan Blum, Vancouver
07-08	Karl Alzner, Calgary
06-07	Kris Russell, Medicine Hat
05-06	Keith Yandle, Moncton
04-05	Danny Syvret, Red Deer
03-04	James Wisniewski, Plymouth
02-03	Brendan Bell, Ottawa
01-02	Dan Hamhuis, Prince George
00-01	Marc Andre Bergeron, Shaw.

99-00	Micki Dupont, Kamloops
98-99	Brad Stuart, Calgary
97-98	Derrick Walser, Rimouski
96-97	Sean Blanchard, Ottawa
95-96	Bryan Berard, Detroit
94-95	Nolan Baumgartner, Kaml.
93-94	Steve Gosselin, Chicoutimi
92-93	Chris Pronger, Peterborough
91-92	Drake Berehowsky, N.Bay
90-91	Patrice Brisebois, Drum.
89-90	John Slaney, Cornwall
88-89	Bryan Fogarty, Niagara Falls
87-88	Greg Hawgood, Kamloops

GOALTENDER OF THE YEAR

15-16	Carter Hart, Everett
14-15	Philippe Desrosiers, Rimouski
13-14	Jordan Cooke, Kelowna
12-13	Patrick Bartosak, Red Deer
11-12	Michael Houser, London
10-11	Darcy Kuemper, Red Deer
09-10	Jake Allen, Drummondville
08-09	Mike Murphy, Belleville
07-08	Chet Pickard, Tri-City
06-07	Carey Price, Tri-City
05-06	Justin Poggie, Calgary
04-05	Jeff Glass, Kootenay
03-04	Cam Ward, Red Deer
02-03	Adam Russo, Ac. Bathurst
01-02	Ray Emery, S.S. Marie
00-01	Dan Blackburn, Kootenay
99-00	Andrew Raycroft, Kingston
98-99	Cody Rudkowsky, Seattle
97-98	Mathieu Garon, Victoriaville
96-97	Marc Denis, Chicoutimi
95-96	Fredrick Deschamps, Granby
94-95	Martin Biron, Beauport
93-94	Norm Maracle, Saskatoon
92-93	Jocelyn Thibault, Sherbrooke
91-92	Cory Hirsch, Kamloops
90-91	Felix Potvin, Chicoutimi
89-90	Trevor Kidd, Brandon
88-89	Stephane Fiset, Victoriaville
87-88	Stephane Beuregard, St. Jean

SPORTSMAN OF THE YEAR

15-16	Samuel Girard, Shawinigan
14-15	Rourke Chartier, Kelowna
13-14	Sam Reinhart, Kootenay
12-13	Tyler Graovac, Belleville
11-12	Mark Stone, Brandon
10-11	Philip-Michael Devois, Gatineau
09-10	Jason Bast, Moose Jaw
08-09	Cedric Lalonde-McNicoll, Shaw.
07-08	Cedric Lalonde-McNicoll, Shaw.
06-07	David Desharnais, Chicoutimi
05-06	Kris Russell, Medicine Hat
04-05	Jeff Carter, South Ste. Marie
03-04	Benoit Mendou, Shawinigan
02-03	Kyle Wellwood, Windsor
01-02	Brad Boyes, Erie
00-01	Brandon Reid, Val d'Or
99-00	Jonathan Roy, Moncton
98-99	Matt Kinch, Calgary
97-98	Cory Cyrenne, Brandon
96-97	Kelly Smart, Brandon
95-96	Hnat Domenichelli, Kamloops
94-95	Eric Daze, Beauport
93-94	Yannick Dube, Laval
92-93	Rick Gerard, Swift Current
91-92	Martin Gendron, S. Hyac.
90-91	Pat Falloon, Spokane
89-90	Andrew McKim, Hull

HUMANITARIAN OF THE YEAR

15-16	Will Petschenig, Saginaw
14-15	Danick Martel, Blainville-Boisbrun
13-14	Sam Fioretti, Moose Jaw
12-13	Ben Fanelli, Kitchener
11-12	Vincent Barnard, Quebec
10-11	Spencer Edwards, Moose Jaw
09-10	Ryan Hayes, Plymouth
08-09	Matthew Pitsill, Shawinigan
07-08	Chris Morehouse, Moncton
06-07	Kyle Moir, Swift Current
05-06	Mike Angelidis, Owen Sound
04-05	Colin Fraser, Red Deer
03-04	Chris Campoli, Erie
02-03	Ryan Craig, Brandon
01-02	Brandin Cote, Spokane
00-01	Jim Vandermeer, Red Deer
99-00	Simone Gamahe, Val d'Or
98-99	Phillipe Sauve, Rimouski

97-98	Jason Metcalfe, London
96-97	Jesse Wallin, Red Deer
95-96	Craig Mills, Belleville
94-95	D.A. Beuregard, Ste. Hyac.
93-94	Stephane Roy, Val d'Or
92-93	Kell Corpse, Kingston

SCHOLASTIC PLAYER / YEAR

15-16	Alexis D'Aoust, Shawinigan
14-15	Connor McDavid, Erie
13-14	Connor McDavid, Erie
12-13	Josh Morrissey, Prince Albert
11-12	Jonathan Brunelle, Cape Breton
10-11	Dougie Hamilton, Niagara
09-10	Dominic Jalbert, Chicoutimi
08-09	Stefan Ellias, Saskatoon
07-08	Robert Slaney, Cape Breton
06-07	Alexandre Picard-Hooper, B-C
05-06	P.-M. Guibault, Shawinigan
04-05	Gilbert Brule, Vancouver
03-04	Dustin Dubnyk, Kamloops
02-03	Devan Brown, Guelph
01-02	Olivier Michaud, Montreal
00-01	Dan Huk, Portland
99-00	Brad Boyes, Erie
98-99	Rob Zupp, Plymouth
97-98	Kyle Rossiter, Spokane
96-97	Stefan Cherneski, Brandon
95-96	Perry Devereaux, Kitchener
94-95	Boyd Johnson, Regina
93-94	Patrick Boileau, Laval
92-93	David Prohmenkoff, Leth.
91-92	Nathan LaFayette, Cornwall
90-91	Scott Niedermaier, Kamloops
89-90	Jeff Nelson, Prince Albert
88-89	Jeff Nelson, Prince Albert
87-88	Darrin Shannon, Windsor

BRIAN KILREA COACH OF THE YEAR

15-16	Gilles Bouchard, Rouyn-Noranda
14-15	Sheldon Keefe, S.S. Marie
13-14	Eric Veilleux, Baie-Comeau
12-13	Dominique Ducharme, Halifax
11-12	Jim Hiller, Tri-City
10-11	Gerard Gallant, Saint John
09-10	Gerard Gallant, Saint John
08-09	Bob Boughner, Windsor
07-08	Bob Boughner, Windsor
06-07	Clement Jodoin, Lewiston
05-06	Wil Desjardins, Med. Hat
04-05	Cory Clouston, Kootenay
03-04	Dale Hunter, London
02-03	Marc Habscheid, Kelowna
01-02	Bob Lowes, Regina
00-01	Brent Stuter, Red Deer
99-00	Peter DeBruin, Plymouth
98-99	Guy Chouinard, Quebec
97-98	Dean Clark, Calgary
96-97	Brian Kilrea, Gatineau
95-96	Bob Lowes, Brandon
94-95	Craig Hartsburg, Guelph
93-94	Bert Templeton, North Bay
92-93	Marcel Comeau, Tacoma
91-92	Bryan Maxwell, Spokane
90-91	Joe Canale, Chicoutimi
89-90	Ken Hitchcock, Kamloops
88-89	Joe McDonnell, Kitchener
87-88	Alain Vigneault, Hull

TOP SCORER

15-16	Connor Garland, Moncton
14-15	Conor Garland, Moncton/Dylan Strome, Erie
13-14	Connor Brown, Erie
12-13	Brendan Leipsic, Por/Nicolas Petan, Por
11-12	Brendan Shinnimin, Tri-City
10-11	Linden Vey, Medicine Hat
09-10	Brandon Kozun, Calgary
08-09	Yannick Riendeau, Drummondville
07-08	Justin Azevedo, Kitchener
06-07	Patrick Kane, London
05-06	Alexander Radulov, Quebec
04-05	Sidney Crosby, Rimouski
03-04	Sidney Crosby, Rimouski
02-03	Carey Locke, Ottawa
01-02	P.-M. Bouchard, Chicoutimi
00-01	Simon Gamahe, Val d'Or
99-00	Brad Richards, Rimouski
98-99	Mike Ribeiro, Rimouski
97-98	Ramzi Abid, Chicoutimi
96-97	Pavel Bria, Hull
95-96	Daniel Briere, Drum.
94-95	Marc Savard, Oshawa
93-94	Jason Allison, London

OHL GRADUATES IN THE HOCKEY HALL OF FAME

NAME	OHL CLUB	GRAD.	NAME	OHL CLUB	GRAD.
Syl Apps	Paris Greens	1930-31	Red Kelly	Toronto St. Michael's	1946-47
George Armstrong	Stratford/Toronto Marlboros	1948-49	David Keon	Toronto St. Michael's	1959-60
Ace Bailey	Toronto St. Mary's	1923-24	Brian Kilrea	Hamilton Tiger Cubs	1954-55
Harold Ballard	West Toronto Nationals (mgr)			Ottawa 67's (coach)	2009-10
Bill Barber	Kitchener Rangers	1971-72	Jacques Laperriere	Montreal Jr. Canadiens	1961-62
Andy Bathgate	Guelph Biltmores	1952-53	Guy Lapointe	Montreal Jr. Canadiens	1967-68
Bobby Bauer	St. Michael's/Kitchener Rangers	1934-35	Jacques Lemaire	Montreal Jr. Canadiens	1965-66
Father David Bauer	St. Michael's/Oshawa		Eric Lindros	Oshawa Generals	1991-92
Turk Broda	Tor. Marlboros/Ldn Nationals (coach)		Ted Lindsay	St. Michael's/Oshawa	1943-44
Billy Burch	Toronto Aura Lee	1921-22	Harry Lumley	Barrie Colts	1942-43
Gerry Cheevers	Toronto St. Michael's Majors	1960-61	Al MacLinnis	Kitchener Rangers	1982-83
Dino Ciccarelli	London Knights	1979-80	Frank Mahovlich	Toronto St. Michael's	1955-56
Paul Coffey	S.S.Marie/Kitchener	1979-80	Stan Mikita	St. Catharines Teepees	1957-58
Charlie Conacher	Toronto Marlboros	1928-29	Larry Murphy	Peterborough Petes	1979-80
Lionel Conacher	Toronto	1919-20	Bobby Orr	Oshawa Generals	1965-66
Roy Conacher	West Toronto Nationals	1935-36	Bernie Parent	Niagara Falls Flyers	1963-64
Murray Costello	St. Michael's Majors	1952-53	Brad Park	Toronto Marlboros	1967-68
Yvan Cournoyer	Montreal Jr. Canadiens	1963-64	Gilbert Perreault	Montreal Jr. Canadiens	1969-70
Hap Day	West Toronto Nationals (coach)		Pierre Pilote	St. Catharines Teepees	1951-52
Alex Delvecchio	Oshawa Generals	1950-51	Rudy Pilous	St. Catharines (coach/manager)	
Marcel Dionne	St. Catharines Blackhawks	1970-71	Denis Potvin	Ottawa 67's	1972-73
Dick Duff	Toronto St. Michael's Majors	1954-55	Joe Primeau	St. Michael's/St. Marys/Marlboros	1926-27
Woody Dumart	Kitchener Greenhirts	1934-35	Chris Pronger	Peterborough Petes	1992-93
Phil Esposito	St. Catharines Teepees	1961-62	Marcel Pronovost	Windsor Spitfires	1948-49
Ron Francis	Sault Ste. Marie Greyhounds	1981-82	Bob Pulford	Toronto Marlboros	1955-56
Bob Gainey	Peterborough Petes	1972-73	Bill Quackenbush	Toronto Native Sons/Brantford	1941-42
Mike Gartner	Niagara Falls Flyers	1977-78	Pat Quinn	Hamilton Tiger Cubs/Red Wings	1958-62
Rod Gilbert	Guelph Biltmores	1958-59	Jean Ratelle	Guelph Biltmores	1959-60
Doug Gilmour	Cornwall Royals	1982-83	Larry Robinson	Kitchener Rangers	1970-71
Jim Gregory	Toronto Marlboros (coach)	1964-65	Serge Savard	Montreal Jr. Canadiens	1965-66
Wayne Gretzky	Peterborough/S.S.Marie	1977-78	Terry Sawchuk	Galt Red Wings/Windsor	1947-48
Glenn Hall	Windsor Spitfires	1950-51	Milt Schmidt	Kitchener Greenhirts	1935-36
Red Horner	Toronto Marlboros		Frank Selke Sr.	Toronto Marlboros (coach)	
Tim Horton	Toronto St. Michael's	1948-49	Brendan Shanahan	London Knights	1986-87
Gordie Howe	Galt Red Wings		Steve Shutt	Toronto Marlboros	1971-72
Mark Howe	Toronto Marlboros	1972-73	Harry Sinden	Oshawa Generals	1952-53
Harry Howell	Guelph Biltmores	1951-52	Darryl Sittler	London Knights	1970-71
Bobby Hull	St. Catharines Teepees	1956-57	Scott Stevens	Kitchener Rangers	1981-82
Punch Imlach	Toronto Young Rangers	1937-38	Rogie Vachon	Montreal Jr. Canadiens	1963-64
Harvey Busher Jackson	Toronto Marlboros	1928-29	Steve Yzerman	Peterborough Petes	1982-83
Peter Karmanos Jr.	Plymouth Whalers (owner)				

OHL ALL-STAR TEAMS

<p>2015-16 Goal Defence Defence Centre Right Wing Left Wing Coach</p>	<p>First Team Mackenzie Blackwood, Barrie Mikhail Sergachev, Windsor Rasmus Andersson, Barrie Christian Dvorak, London Mitch Marner, London Matthew Tkachuk, London Kris Knoblauch, Erie</p>	<p>Second Team Devin Williams, Erie Travis Dermott, Erie Jakob Chychrun, Sarnia Mike Amadio, North Bay Kevin Labanc, Barrie Andrew Mangiapane, Barrie Rocky Thompson, Windsor</p>	<p>Third Team Alex Nedeljkovic, Niagara Olli Juolevi, London Roland McKeown, Kingston Dylan Strome, Erie Alex DeBrincat, Erie Alexander Nylander, Mississauga Mike Van Ryn, Kitchener</p>
<p>2014-15 Goal Defence Defence Centre Right Wing Left Wing Coach</p>	<p>First Team Lucas Peressini, Kingston Anthony DeAngelo, S.S. Marie Chris Bigras, Owen Sound Connor McDavid, Erie Mitch Marner, London Max Domi, London Sheldon Keefe, S.S. Marie</p>	<p>Second Team Ken Appleby, Oshawa Darnell Nurse, S. S. Marie Rasmus Andersson, Barrie Dylan Strome, Erie Alex DeBrincat, Erie Tyler Bertuzzi, Guelph Jeff Brown, Ottawa</p>	<p>Third Team Alex Nedeljkovic, Plymouth Jakob Chychrun, Sarnia Jordan Subban, Belleville Joseph Blandisi, Barrie Sergey Tolchinsky, S.S. Marie Michael Dal Colle, Oshawa D.J. Smith, Oshawa</p>
<p>2013-14 Goal Defence Defence Centre Right Wing Left Wing Coach</p>	<p>First Team Alex Nedeljkovic, Plymouth Aaron Ekblad, Barrie Slater Koekkoek, Windsor Scott Laughton, Oshawa Connor Brown, Erie Dane Fox, Erie DJ Smith, Oshawa</p>	<p>Second Team Matt Murray, S.S. Marie Adam Pelech, Erie Nikita Zadorov, London Connor McDavid, Erie Scott Kosmachuk, Guelph Michael Dal Colle, Oshawa Kris Knoblauch, Erie</p>	<p>Third Team Oscar Dansk, Erie Darnell Nurse, S.S. Marie Matt Finn, Guelph Sam Bennett, Kingston Nick Bapiste, Sudbury Max Domi, London Scott Walker, Guelph</p>
<p>2012-13 Goal Defence Defence Centre Right Wing Left Wing Coach</p>	<p>First Team Jordan Binnington, Owen Sound Ryan Sproul, S.S. Marie Scott Harrington, London Vincent Trocheck, Plymouth Seth Griffith, London Reid Boucher, Sarnia Mike Vellucci, Plymouth</p>	<p>Second Team John Gibson, Kitchener Cody Ceci, Owen Sound Ryan Murphy, Kitchener Charles Sarault, Sarnia Brett Ritchie, Niagara Garret Ross, Saginaw George Burnett, Belleville</p>	<p>Third Team Malcolm Subban, Belleville Dylan DeMelo, Mississauga Colin Miller, S.S. Marie Boone Jenner, Oshawa Cameron Brace, Owen Sound Anthony Camara, Barrie D.J. Smith, Oshawa</p>
<p>2011-12 Goal Defence Defence Centre Right Wing Left Wing Coach</p>	<p>First Team Michael Houser, London Dougie Hamilton, Niagara Scott Harrington, London Michael Sgarbosa, Sudbury Tyler Toffoli, Ottawa Brandon Saad, Saginaw Greg Gilbert, Saginaw</p>	<p>Second Team Mark Visentin, Niagara Cody Ceci, Ottawa Ryan Murphy, Kitchener Sean Monahan, Ottawa Seth Griffith, London Tanmer Pearson, Barrie Steve Spott, Kitchener</p>	<p>Third Team John Gibson, Kitchener Beau Schmitz, Plymouth Ryan Sproul, Sault Ste. Marie Alex Friesen, Niagara Nail Yakupov, Sarnia Andrew Agostino, Niagara Stan Butler, Brampton</p>
<p>2010-11 Goal Defence Defence Centre Right Wing Left Wing Coach</p>	<p>First Team Mark Visentin, Niagara Ryan Ellis, Windsor Ryan Murphy, Kitchener Joey Hisshon, Owen Sound Tyler Toffoli, Ottawa Garrett Wilson, Owen Sound Mark Reeds, Owen Sound</p>	<p>Second Team JP Anderson, Mississauga Dougie Hamilton, Niagara Marc Cantin, Mississauga Ryan Strome, Niagara Jason Akeson, Kitchener Marcus Foligno, Sudbury Dave Cameron, Mississauga</p>	<p>Third Team Petr Mrazek, Ottawa Brett Flemming, Mississauga Jesse Blacker, Owen Sound Casey Cizikas, Mississauga Christian Thomas, Oshawa Josh Shalla, Saginaw Michael Vellucci, Plymouth</p>
<p>2009-10 Goal Defence Defence Centre Right Wing Left Wing Coach</p>	<p>First Team Chris Carozzi, Mis Jacob Muzzin, SSM Nick Crawford, Bar Tyler Seguin, Ply Bryan Cameron, Bar Taylor Hall, Wsr Dale Hunter, Ldn</p>	<p>Second Team Matt Hackett, Ply Cameron Gaunce, Mis Ryan Ellis, Wsr Nazem Kadri, Ldn Taylor Beck, Wsr Jeremy Morin, Kit Dave Cameron, Mis</p>	<p>Third Team Patrick Killeen, Bra Alex Pietrangelo, Bar Shawn Lalonde, Belv Luke Pither, Bar Greg Nemesiz, Wsr Chris MacKinnon, Kit Marty Williamson, Bar</p>
<p>2008-09 Goal Defence Defence Centre Right Wing Left Wing Coach</p>	<p>First Team Mike Murphy, Belv Ryan Ellis, Wsr P.K. Subban, Belv Cody Hodgson, Bram Bryan Cameron, Belv Tyler Hall, Wsr Bob Boughner, Wsr</p>	<p>Second Team Thomas McCollum, Bram Cameron Gaunce, Mis John Carlson, Ldn John Tavares, Ldn Greg Nemesiz, Wsr Justin DiBenedetto, Sar George Burnett, Belv</p>	<p>Third Team Edward Pasquale, Sag Alex Pietrangelo, Nia Michael Del Zotto, Ldn Chris Terry, Ply Matt Kennedy, Gue Evgeny Grachev, Bram Mike Vellucci, Ply</p>
<p>2007-08 Goal Defence Defence Centre Right Wing Left Wing Coach</p>	<p>First Team Mike Murphy, Belv Drew Doughty, Gue Zach Bogosian, Pbo Justin Azevedo, Kit Matt Halischuk, Kit Brett MacLean, Osh Bob Boughner, Wsr</p>	<p>Second Team Steve Mason, Kit Bobby Sanguinetti, Bra Yannick Weber, Kit Steven Stamkos, Sar Stefan Legein, Nia Luca Caputi, Nia Peter DeBoer, Kit</p>	<p>Third Team Thomas McCollum, Gue Alex Pietrangelo, Nia Ryan Wilson, Sar Shawn Matthias, Belv Wayne Simmonds, SSM Matt Beleskey, Belv George Burnett, Belv</p>

2006-07 Goal Defence Defence Centre Right Wing Left Wing Coach	First Team Steve Mason, Ldn Marc Staal, Sby Drew Doughty, Gue John Tavares, Osh Patrick Kane, Ldn James Neal, Ply Michael Vellucci, Ply	Second Team Michal Neuvirth, Ply Jakub Kindl, Kit Ryan Parent, Gue Bryan Little, Bar Tyler Donati, Belv Brett MacLean, Osh Mike Kelly, Mis	Third Team Thomas McCollum, Gue Alex Pietrangelo, Mis Patrick McNeill, Sag Sam Gagner, Ldn Sergei Kostitsyn, Ldn Jamie McGinn, Ott Dave Barr, Gue
2005-06 Goal Defence Defence Centre Right Wing Left Wing Coach	First Team Adam Dennis, Ldn Andrej Sekera, OS Marc Staal, Sby Rob Schremp, Ldn David Bolland, Ldn Mike Angelidis, OS Dave Barr, Gue	Second Team Dan Turple, Kit Ryan Parent, Gue Patrick McNeill, Sag Wojtek Wolski, Bram Ryan Callahan, Gue Dylan Hunter, Ldn Dale Hunter, Ldn	Third Team Kevin Lalonde, Belv Matt Lashoff, Kit Michael Vernace, Bram Ryan Little, Bar Michael Blunden, Er Ryan Hamilton, Bar Dick Todd, Pbo
2004-05 Goal Defence Defence Centre Right Wing Left Wing Coach	First Team Michael Ouzas, Mis Danny Syvret, Ldn Andre Benoit, Kit Jeff Carter, SSM Corey Perry, Ldn Dylan Hunter, Ldn Dale Hunter, Ldn	Second Team Adam Dennis, Ldn Jordan Smith, SSM Kyle Quincey, Miss Michael Richards, Kit Bobby Ryan, OS Benoit Pouliot, Sby Dick Todd, Pbo	Third Team Gerald Coleman, Ldn Nathan McIver, Tor Mark Flood, Pbo Brad Richardson, OS Ryan Callahan, Gue Liam Reddox, Pbo Mike Stothers, OS
2003-04 Goal Defence Defence Centre Right Wing Left Wing Coach	First Team Paulo Colaiacovo, Bar James Wisniewski, Ply Dennis Wideman, Ldn Corey Locke, Ott Corey Perry, Ldn Wojtek Wolski, Bram Dale Hunter, Ldn	Second Team Patrick Ehelechner, Sby Andre Benoit, Kit Jeremy Swanson, Bar Jeff Carter, SSM Stefan Zuckiko, OS Scott Dobben, SSM Greg Gilbert, Mis	Third Team David Shantz, Mis Chris Campoli, Er Kevin Klein, Gue Martin St. Pierre, Gue David Bolland, Ldn Dylan Hunter, Ldn Shawn Camp, Gue
2002-03 Goal Defence Defence Centre Right Wing Left Wing Coach	First Team Andy Chiado, TOR Brendan Bell, Ott Lukas Krajicek, PBO Corey Locke, Ott Matt Foy, Ott Cody McCormick, BELV Brian Kilrea, Ott	Second Team Chris Houle, Ldn Steve Eminger, KIT Carlo Colaiacovo, ER Eric Staal, PBO Chad Larose, PLY Brandon Nolan, OSH Jim Hulton, BELV	Third Team Michael Mole, BELV Trevor Daley, SSM Tim Gleason, WSR Matt Stajan, BELV Dustin Brown, GUE Kris Newbury, SAR Peter DeBoer, KIT
2001-02 Goal Defence Defence Centre Right Wing Left Wing Coach	First Team Ray Emery, SSM Erik Reitz, Bar Mark Popovic, Tor Brad Boyes, Er Cory Pecker, Er Nathan Robinson, Belv Craig Hartsburg, SSM	Second Team Peter Budaj, Tor Carlo Colaiacovo, Er Steve Eminger, Kit Kris Newbury, Sar Mike Renzi, Belv Steve Ott, Wsr Dave Cameron, Tor	Third Team David Chant, Bar Kevin Dallman, Gue Feder Tjutin, Gue Jason Spezza, Belv Miguel Delisle, Ott Rick Nash, Ldn Dave MacQueen, Er
2000-01 Goal Defence Defence Centre Right Wing Left Wing Coach	First Team Craig Andersson, Gue Rostislav Klesla, Bra Alexei Semenov, Sby Kyle Wellwood, Belv Branko Radivojevic, Belv Randy Rowe, Belv Dave MacQueen, Er	Second Team Rob Zepp, Ply Kevin Dallman, Gue Jon Zion, Ott Brad Boyes, Bra Cory Pecker, Er Raffi Torres, Bra Dave Cameron, Tor	Third Team Alex Auld, NB Libor Ustrnul, Ply Mark Popovic, Tor Jason Spezza, Wsr Nikita Alexeev, Er Steve Ott, Wsr Jim Hulton, Belv
1999-00 Goal Defence Defence Centre Right Wing Left Wing Coach	First Team Andrew Raycroft, Kgn John Erskine, Ldn Branislav Mezei, Belv Dan Tessier, Ott Norm Milley, Sby Taylor Pyatt, Sby Peter DeBoer, Ply	Second Team Rob Zepp, Ply Allan Rourke, Kit Kevin Mitchell, Gue Jason Jaspers, Sby Sheldon Keefe, Bar Raffi Torres, Bra Tom Webster, Wsr	Third Team Levente Szuper, Ott Alexei Semenov, Sby Mike Van Ryn, Sar Josef Vasicsek, SSM Denis Shvidki, Bar Jonathan Schill, Kgn Stan Butler, Bra
1998-99 Goal Defence Defence Centre Right Wing Left Wing Coach	First Team Brian Finley, Bar Brian Campbell, Ott Bryan Allen, Osh Daniel Tkaczuk, Bar Ivan Novoseltsev, Sar Ryan Ready, Belv Peter DeBoer, Ply	Second Team Tyrone Garner, Osh Kevin Mitchell, Gue Martin Skoula, Bar Harold Druken, Ply Norm Milley, Sby Denis Shvidki, Bar Louis Crawford, Belv	Third Team Seamus Kotyk, Ott Nick Boynton, Ott Nikos Tselios, Ply Peter Sarno, Sar Sheldon Keefe, Bar Jay Legault, Ldn Dave Siciliano, OS
1997-98 Goal Defence Defence Centre Right Wing Left Wing Coach	First Team Bujar Amidovski, Tor Chris Allen, Kgn Sean Blanchard, Ott David Legwand, Ply Brian Wiltsie, Gue Rob Mailloux, Kgn Gary Agnew, Ldn	Second Team Robert Esche, Ply Richard Jackman, SSM Chris Hajt, Gue Jon Sim, Sar Max Spiridonov, Ldn Colin Pepperal, Er George Burnett, Gue	Third Team Ty Garner, Osh Jeff Brown, Ldn Brian Campbell, Ott Peter Sarno, Wsr Matt Bradley, Kgn Jeremy Adduono, Sby Lou Crawford, Belv

1996-97
Goal
Defence
Defence
Centre
Right Wing
Left Wing
Coach

First Team
Zac Bierk, Pbo
Sean Blanchard, Ott
Andy Delmore, Sar
Alyn McCauley, Ott
Cameron Mann, Pbo
Daniel Cleary, Belv
Brian Kilrea, Ott

Second Team
Kory Cooper, Belv
D.J. Smith, Wsr
Marty Wilford, Osh
Joe Thornton, SSM
Alexandre Volchkov, Bar
Dave Duerden, Pbo
Bill Stewart, Osh

Third Team
Robert Esche, Det
Nick Boynton, Ott
Chris Hajt, Gue
Jan Bulis, Bar
Joel Trottier, Ott
Dwayne Hay, Gue
Peter DeBoer, Det

1995-96
Goal
Defence
Defence
Centre
Right Wing
Left Wing
Coach

First Team
Craig Hillier, Ott
Bryan Berard, Det
Kevin Bolibruck, Pbo
Alyn McCauley, Ott
Cameron Mann, Ott
Daniel Cleary, Belv
Brian Kilrea, Ott

Second Team
Dan Cloutier, Gue
Sean Brown, Sar
Jay McKee, NFS
Aaron Brand, Sar
Jeff Johnstone, NFS
Sean Haggerty, Det
Bert Templeton, Bar

Third Team
David Belitski, Kit / Travis Scott, Osh
Marc Moro, Kgn
Ryan Risidore, Gue
Sean Venedam, Sby
David Nemirovski, Sar
Jamie Wright, Gue
Mark Hunter, Sar

1994-95
Goal
Defence
Defence
Centre
Right Wing
Left Wing
Coach

First Team
Tyler Moss, Kgn
Ed Jovanovski, Wsr
Bryan Berard, Det
Jeff O'Neill, Gue
David Ling, Kgn
Dave Roche, Wsr
Craig Hartsburg, Gue

Second Team
Mark McArthur, Gue
Wes Swinson, Kgn
Jamie Rivers, Sby
Marc Savard, Osh
Todd Bertuzzi, Gue
Larry Courville, Osh
Paul Maurice, Det

Third Team
Matt Mullin, Sby
Rory Fitzpatrick, Sby
Brad Brown, NB
Bill Bowler, Wsr
Vitali Yachmenev, NB
Ethan Moreau, Sby
Stan Butler, Osh

1993-94
Goal
Defence
Defence
Centre
Right Wing
Left Wing
Coach

First Team
Jamie Storr, OS
Jamie Rivers, Sby
Nick Stajduhar, Ldn
Jason Allison, Ldn
Kevin Brown, Det
Jeff Shevalier, NB
Bert Templeton, NB

Second Team
Matt Mullin, Sby
Drew Bannister, SSM
Ed Jovanovski, Wsr
Keli Corpe, Kgn
Jason MacDonald, OS
Bob Wren, Det
Paul Maurice, Det

Third Team
Sandy Allan, NB
Jason Gladney, Kit
Brad Brown, NB
Mike Peca, Ott
Vitali Yachmenev, NB
Ethan Moreau, NFS
Jerry Harrigan, OS

1992-93
Goal
Defence
Defence
Centre
Right Wing
Left Wing
Coach

First Team
Manny Legace, NF
Chris Pronger, Pbo
Mark DeSantis, Nmnt
Pat Peake, Det
Jason Dawe, Pbo
Andrew Brunette, OS
Gary Agnew, Ldn

Second Team
Chad Lang, Pbo
Brent Tully, Pbo
Scott Walker, OS
Mike Harding, Pbo
Kevin Brown, Det
Bob Wren, Det
Rick Cornacchia, Osh

Third Team
Marc Lamothe, Kgn
Blair Scott, Det
Nick Stajduhar, Ldn
Chris Gratton, Kgn
Scott Hollis, Osh
Jeff Shevalier, NB
Dick Todd, Pbo

1991-92
Goal
Defence
Defence
Centre
Right Wing
Left Wing
Coach

First Team
Mike Fountain, Osh
Drake Berehowsky, NB
Scott Boston, Belv
Todd Simon, NF
Darren McCarty, Belv
Todd Warriner, Wsr
George Burnett, NF

Second Team
Andrew Verner, Pbo
Jassen Cullimore, Pbo
Jeff Ricciardi, Ott
John Spoltore, NB
Scott Hollis, Osh
Chris Crombie, Ldn
Dick Todd, Pbo

Third Team
Manny Legace, NF
John Slaney, CnwL
Dave Stewart, Kgn
Brett Seguin, Ott
Jason Dawe, Pbo
Tony Cimellaro, Belv
John Lovell, CnwL

1990-91
Goal
Defence
Defence
Centre
Right Wing
Left Wing
Coach

First Team
Mike Torchia, Kit
Chris Snell, Ott
Adam Foote, SSM
Eric Lindros, Osh
Rob Pearson, Osh
Trevor Halverson, NB
George Burnett, NF

Second Team
Andrew Verner, Pbo
John Slaney, CnwL
Adam Bennett, Sby
Jarrrod Skalde, Belv
Steven Rice, Kit
Brad May, NF
Ted Nolan, SSM

Third Team
Mike Lenarduzzi, SSM
Derian Hatcher, NB
Jason York, Wsr
Chris Taylor, Ldn
Steve Martell, Ldn
Jason Cirone, Wsr
Rick Cornacchia, Osh

1989-90
Goal
Defence
Defence
Centre
Right Wing
Left Wing
Coach

First Team
Jeff Fife, Belv
John Slaney, CnwL
Chris Snell, Ott
Mike Ricci, Pbo
Owen Nolan, CnwL
Bob Berg, Belv
Larry Mavety, Kgn

Second Team
Todd Bajcun, Pbo
Paul Holden, Ldn
Joni Lehto, Ott
Keith Primeau, NF
Mike Bodnarchuk, Kgn
Brad May, NF
Wayne Maxner, Ldn

Third Team
Jeff Wilson, Kgn
Rick Corriveau, Ldn
Adam Bennett, Sby
Paul DiPietro, Sby
Steve Rice, Kit
Gilbert Dionne, Kit
Dick Todd, Pbo

1988-89
Goal
Defence
Defence
Centre
Right Wing
Left Wing
Coach

First Team
Gus Marschauer, Kit
Bryan Fogarty, NF
Mathieu Schneider, CnwL
Andrew Cassels, Ott
Stan Drulia, NF
Rob Cimetta, Tor
Joe McDonnell, Kit

Second Team
Rick Tabaracci, CnwL
Jim Sprott, Ldn
Bryan Marchment, Belv
Mike Ricci, Pbo
John Purves, NB
Steve Maltais, CnwL
Dick Todd, Pbo

Third Team
Peter Ing, Ldn
Corey Foster, Pbo
Jeff Waver, Kgn
Rob Zamuner, Gue
Jamie Leach, NF
Kevin Miehlem, Osh
Terry Martin, Tor

1987-88
Goal
Defence
Defence
Centre
Right Wing
Left Wing
Coach

First Team
Rick Tabaracci, CnwL
Darryl Shannon, Wsr
Mathieu Schneider, CnwL
Andrew Cassels, Ott
Sean Williams, Osh
Dan Currie, SSM
Dick Todd, Pbo

Second Team
Rob Fournier, NB
Adam Burt, NB
Brad Schlegel, Ldn
Len Soccio, NB
Jody Hull, Pbo
David Haas, Wsr
Tom Webster, Wsr

Third Team
Jeff Hackett, Osh
Marc Laniel, Osh
Brad Hyatt, Wsr
Kelly Cain, Wsr
Stan Drulia, Ham
Dawe Rowbotham, Ott
Bert Templeton, NB

1986-87
Goal
Defence
Defence
Centre
Right Wing
Left Wing
Coach

First Team
Ron Tugnut, Pbo
Kerry Huffman, Gue
Bryan Fogarty, Kgn
Scott McCrory, Osh
Lee Giffin, Osh
Derek King, Osh
Paul Theriault, Osh

Second Team
Shawn Simpson, SSM
Darryl Shannon, Wsr
Petri Matikainen, Osh
Dave McLwain, NB
Todd Hawkins, Belv
Nick Kypreos, NB
Bert Templeton, NB

Third Team
Sean Evoy, Osh
Bill Houlder, NB
Brian Chapman, Belv
Brendan Shanahan, Ldn
Frank DiMuzio, Ott
David Latta, Kit
Brian Kilrea, Ott

1985-86
Goal
Defence
Defence
Centre
Right Wing
Left Wing
Coach

First Team
Kay Whitmore, Pbo
Terry Carkner, Pbo
Jeff Brown, Sby
Jason Lafreniere, Belv
Ray Sheppard, CnwI
Nick Nypreos, NB
Jacques Martin, Gue

Second Team
Steve Guenette, Gue
Petri Matikainen, Osh
Greg Smyth, Ldn
Shawn Burr, Kit
Graeme Bonar, Pbo
Gary Roberts, Gue
Bert Templeton, NB

Third Team
Alan Perry, Wsr
Steve Chaisson, Gue
Jeff Chychrn, Kgn
Shayne Corson, Ham
Ron Sanko, Kit
Craig Duncanson, CnwI
Fred O'Donnell, Kgn

1984-85
Goal
Defence
Defence
Centre
Right Wing
Left Wing
Coach

First Team
Craig Billington, Belv
Bob Halkidis, Ldn
Jeff Beukeboom, SSM
Wayne Groulx, SSM
Graeme Bonar, SSM
David Lowry, Ldn
Terry Crisp, SSM

Second Team
Peter Abric, NB
Kevin Hatcher, NB
Terry Carkner, Pbo
Steve Linseman, Belv
Dave MacLean, Belv
Gary Roberts, Ott
Larry Mavety, Belv

Third Team
Kay Whitmore, Pbo
Shawn Evans, Pbo
Todd Gill, Wsr
Shayne Corson, Ham
Jim Sandlak, Ldn
Craig Duncanson, Sby
Dick Todd, Pbo

1983-84
Goal
Defence
Defence
Centre
Right Wing
Left Wing
Coach

First Team
Darren Pang, Ott
Brad Shaw, Ott
Dave Shaw, Kit
John Tucker, Kit
Wayne Presley, Kit
Garry Lacey, Tor
Tom Barrett, Kit

Second Team
Chris Pusey, Bfd
Shawn Evans, Pbo
Bruce Cassidy, Ott
Wayne Groulx, SSM
Don McLaren, Ott
Paul Lawless, Wsr
Dave Draper, Bfd

Third Team
Peter Sidorkiewicz, Osh
Chris Felix, SSM
Mark Paterson, Ott
Kirk Muller, Gue
Kevin Conway, Kgn
Steve Graves, SSM
Brian Kilrea, Ott

1982-83
Goal
Defence
Defence
Centre
Right Wing
Left Wing
Coach

First Team
Allan Bester, Bfd
Allan MacInnis, Kit
Joe Cirella, Osh
Doug Gilmour, CnwI
Mike Sittala, Kgn
Bob Errey, Pbo
Terry Crisp, SSM

Second Team
John Vanbiesbrouck, SSM
Steve Smith, SSM
Norm Schmidt, Osh
Dave Gagner, Bfd
Andrew McBain, NB
Steve Driscoll, CnwI
Joe Crozier, Kit

Third Team
Wendell Young, Kit
Mark Paterson, Ott
Mike Posavad, Pbo
Kirk Muller, Gue
Mario Simioni, Tor
Ron Handy, Kgn
Brian Kilrea, Ott

1981-82
Goal
Defence
Defence
Centre
Right Wing
Left Wing
Coach

First Team
Marc D'Amour, SSM
Ron Meighan, NF
Allan MacInnis, Kit
Dave Simpson, Ldn
Brian Bellows, Kit
Moe Lemay, Ott
Brian Kilrea, Ott

Second Team
Jim Ralph, Ott
Steve Smith, SSM
Mike Posavad, Pbo
Jeff Vaive, Ott
Tony Tanti, Osh
Jeff Larmer, Kit
Terry Crisp, SSM

Third Team
Frank Caprice, Ldn
Gord Dineen, SSM
Norm Schmidt, Osh
Mitch Lamoureux, Osh
Mario Simioni, Tor
Greg Gilbert, Tor
Paul McIntosh, Ldn

1980-81
Goal
Defence
Defence
Centre
Right Wing
Left Wing
Coach

First Team
Jim Ralph, Ott
Randy Boyd, Ott
Rick Wilson, Kgn
Ernie Godden, Wsr
Tony Tanti, Osh
Daryl Evans, Bfd
Brian Kilrea, Ott

Second Team
Mike Moffat, Kgn
Steve Konroyd, Osh
Steve Smith, SSM
John Goodwin, SSM
Steve Larmer, NF
Tony Butorac, SSM
Terry Crisp, SSM

Third Team
John Vanbiesbrouck, SSM
Neil Belland, Kgn
J.P. Leroux, Wsr
Mike Bullard, Bfd
Brian Bellows, Kit
Jeff Larmer, Kit
Orval Tessier, Kit

1979-80
Goal
Defence
Defence
Centre
Right Wing
Left Wing
Coach

First Team
Don Beupre, Sby
Larry Murphy, Pbo
Doug Crossman, Ott
Sean Simpson, Ott
Jim Fox, Ott
Yvan Joly, Ott
Brian Kilrea, Ott

Second Team
Rick LaFerriere, Pbo
Dave Fenyves, Pbo
Paul Coffey, Kit
Mike Bullard, Bfd
Bob Crawford, Osh
Paul Gagne, Wsr
Jim Morrison, Kgn

Third Team
Roland Melanson, Osh
Paul Thomas, NF
Rick Lanz, Osh
Bill Gardner, Pbo
Blair Barnes, Wsr
Kevin LaVallee, Bfd
Wayne Maxner, Wsr

1978-79
Goal
Defence
Defence
Centre
Right Wing
Left Wing
Coach

First Team
Ken Ellacott, Pbo
Greg Theberge, Pbo
Jay Wells, Kgn
Gary Dillon, Tor
Mike Foligno, Sby
Tom McCarthy, Osh
Gary Green, Pbo

Second Team
Rolan Melanson, Wsr
Ed Hospodar, Ott
Steve Marengere, Ott
Bob Carroll, Ldn
Yvan Joly, Ott
Tim Trimper, Pbo
Bert Templeton, NF

Third Team
Nick Ricci, NF
Paul Coffey, SSM
John Gibson, NF
Sean Simpson, Ott
Brian Gualazzi, SSM
Doug Sullivan, Kit
Andy Laing, Sby

1977-78
Goal
Defence
Defence
Centre
Right Wing
Left Wing
Coach

First Team
Al Jensen, Ham
Brad Marsh, Ldn
Rob Ramage, Ldn
Bob Smith, Ott
Mike Gartner, NF
Gary Leroux, Wsr
Bill White, Osh

Second Team
Pat Raggin, Ldn
Joel Quenneville, Wsr
Willie Huber, Ham
Wayne Gretzky, SSM
Dino Ciccarelli, Ldn
Tony McKegney, Kgn
Gary Green, Pbo

Third Team
Ken Ellacott, Pbo
Craig Hartsburg, SSM
Paul MacKinnon, Pbo
Keith Acton, Pbo
Jim Fox, Ott
Steve Payne, Ott
Brian Kilrea, Ott

1976-77 Goal Defence Defence Centre Right Wing Left Wing Coach	First Team Pat Riggins, Ldn Trevor Johansen, Tor Doug Wilson, Ott Dale McCourt, St.C John Anderson, Tor Tony McKegney, Kgn Bill Long, Ldn	Second Team Al Jensen, St.C John Baby, Sby Craig Hartsburg, SSM Ken Linseman, Kgn Mike Crombeen, Kgn Bob Smith, Ott Brian Kilrea, Ott	Third Team Jim Lockhurst, Kgn Rob Ramage, Ldn Brad Marsh, Ldn Dwight Foster, Kit Rick Seiling, St.C Mike Keating, St.C Bert Templeton, St.C
1975-76 Goal Defence Defence Centre Right Wing Left Wing Coach	First Team Jim Bedard, Sby Dave Farrish, Sby Rick Green, Ldn Dale McCourt, Ham Peter Lee, Ott Rod Schutt, Sby Jerry Toppazzini, Sby	Second Team Greg Redquest, Osh Dave Shand, Pbo Randy Carlyle, Sby Mike Kaszycki, SSM Mike Crombeen, Kgn John Tavella, SSM Brian Kilrea, Ott	Third Team Mark Locken, Ham Ted Long, Ham Trevor Johansen, Tor/Doug Wilson, Ott Ron Duquay, Sby Alex McKendry, Sby Joe Kowal, Ham Bert Templeton, Ham
1974-75 Goal Defence Defence Centre Right Wing Left Wing	First Team Don Edwards, Kit Mike O'Connell, Kgn Mike Kitchen, Tor John Tonelli, Tor Mark Napier, Tor Rod Schutt, Sby	Second Team Bill Cheropita, St.C Pete Scamurra, Pbo Ken Breitenbach, St.C Doug Jarvis, Pbo Dave Salvian, St.C Peter Lee, Ott	Third Team Paul Harrison, Osh/Frank Salive, Pbo Jamie Masters, Ott Doug Halward, Pbo Tim Young, Ott Cary Favelli, SSM Stan Jonathan, Pbo
1973-74 Goal Defence Defence Centre Right Wing Left Wing	First Team Don Edwards, Kit Rick Chartraw, Kit Jim Turkiewicz, Pbo Jack Valiquette, SSM Wilf Paiement, St.C Bill Lothead, Osh	Second Team Mike Kasmetis, Pbo Dave Maloney, Kit Paul McIntosh, Pbo Bruce Boudreau, Tor Dave Gorman, St.C Mike Marson, Sby	
1972-73 Goal Defence Defence Centre Right Wing Left Wing	First Team Mike Palmatøer, Tor Denis Potvin, Ott Bob Neely, Pbo Reg Thomas, Ldn Dennis Ververgaert, Ldn Morris Titanic, Sby	Second Team Peter Crosbie, Ldn/Rick St. Croix, Osh Bob Dailey, Tor Ian Turnbull, Ott Blake Dunlop, Ott Rick Middleton, Osh Bill Lothead, Osh	
1971-72 Goal Defence Defence Centre Right Wing Left Wing	First Team Michel Laroque, Ott Denis Potvin, Ott Paul Shakes, St.C Don Lever, NF Bill Harris, Tor Steve Shutt, Tor	Second Team Gilles Gratton, Osh Ian Turnbull, Mtl Jim Schoenfeld, NF Dave Gardner, Tor Dennis Ververgaert, Ldn Randy Osburn, Ldn	
1970-71 Goal Defence Defence Centre Right Wing Left Wing	First Team John Garrett, Pbo Denis Potvin, Ott Jocelyn Guevremont, Mtl Marcel Dionne, St.C Steve Vickers, Tor Richard Martin, Mtl	Second Team Michel Laroque, Ott Steve Durban, Tor Rick Cunningham, Pbo Dave Gardner, Tor Bill Harris, Tor Steve Shutt, Tor	
1969-70 Goal Defence Defence Centre Right Wing Left Wing	First Team George Hulme, St. C Ron Plumb, Pbo Bob Stewart, Osh Gil Perreault, Mtl Al McDonough, St.C Rick MacLeish, Pbo	Second Team John Garrett, Pbo Steve Cuddie, Tor/Serge Lajeunesse, Mtl Jocelyn Guevremont, Mtl Marcel Dionne, St. C Bobby Guindon, Mtl Fred Harvey, Ham	
1968-69 Goal Defence Defence Centre Right Wing Left Wing	First Team Jim Rutherford, Ham Dick Redmond, St. C Randy Manery, Ham Gil Perreault, Mtl Rejean Houle, Mtl Marc Tardiff, Mtl	Second Team Paul Hoganson, Tor Ron Stackhouse, Pbo Serge Lajeunesse, Mtl Darryl Sittler, Ldn Phil Roberto, NF Don Tannahill, NF	
1967-68 Goal Defence Defence Centre Right Wing Left Wing	First Team Gerry Gray, Ham Mike Robitaille, Kit Rickey Ley, NF Walter Tkaczuk, Kit Danny Lawson, Ham Jack Egers (Kit)	Second Team Phil Myre, NF Brad Park, Tor Rick Smith, Ham Terry Caffery, Tor Tom Webster, NF Richie Bayes, Tor	

OHL ALL-ROOKIE TEAMS

2015-16 Goal Defence Defence Centre Right Wing Left Wing	First Team Michael DiPietro, Windsor Mikhail Sergachev, Windsor Cam Dineen, North Bay Nick Suzuki, Owen Sound Owen Tippett, Mississauga Alexander Nylander, Mississauga	Second Team Stephen Dhillon, Niagara Olli Juolevi, London Nicolas Hague, Mississauga Gabriel Vilardi, Windsor Cole Carter, Windsor Boris Katchouk, S.S. Marie
2014-15 Goal Defence Defence Centre Right Wing Left Wing	First Team Michael McNiven, Owen Sound Jakob Chychrun, Sarnia Gustav Bouraman, S.S. Marie Pavel Zacha, Sarnia Alex DeBrincat, Erie Tim Gettinger, S.S. Marie	Second Team Evan Cormier, Saginaw Victor Mete, London Keaton Middleton, Saginaw Logan Brown, Windsor Zachary Senyshyn, S.S. Marie Adam Mascherin, Kitchener
2013-14 Goal Defence Defence Centre Right Wing Left Wing	First Team Mackenzie Blackwood, Barrie Travis Dermott, Erie Mitchell Vande Sompel, Oshawa Travis Konecny, Ottawa Blake Speers, Sault Ste. Marie Andrew Mangiapane, Barrie	Second Team Matthew Mancina, Guelph Stefan LeBlanc, Mississauga Sean Day, Mississauga Mitchell Marner, London Nick Magyar, Kitchener Lawson Crouse, Kingston
2012-13 Goal Defence Defence Centre Right Wing Left Wing	First Team Alex Nedeljkovic, Plymouth Nikita Zadorov, London Roland McKeown, Kingston Connor McDavid, Erie Spencer Watson, Kingston Michael Dal Colle, Oshawa	Second Team Michael Giugovaz, Peterborough Brandon Prophet, Saginaw Jacob Middleton, Ottawa Sam Bennett, Kingston / Jared McCann, S.S. Marie (tie) Nikolay Goldobin, Sarnia Blake Clarke, Brampton
2011-12 Goal Defence Defence Centre Right Wing Left Wing	First Team Daniel Altschuler, Oshawa Aaron Ekblad, Barrie Olli Maatta, London Radek Faksa, Kitchener Connor Brown, Erie Nick Ritchie, Peterborough	Second Team Spencer Martin, Mississauga Trevor Carrick, Mississauga Darnell Nurse, Sault Ste. Marie Max Domi, London Stephen Nossad, Peterborough Jason Dickinson, Guelph
2010-11 Goal Defence Defence Centre Right Wing Left Wing	First Team Malcolm Subban, Belleville Nick Ebert, Windsor Jesse Graham, Niagara Alex Galchenyuk, Sarnia Nail Yakupov, Sarnia Lucas Lessio, Oshawa	Second Team Matej Machovsky, Brampton Slater Koekkoek, Peterborough Ryan Sproul, Sault Ste. Marie Mark Scheifele, Barrie Nicklas Jensen, Oshawa Andreas Athanasiou, London
2009-10 Goal Defence Defence Centre Right Wing Left Wing	First Team Michael Houser, Ldn Ryan Murphy, Kit Scott Harrington, Ldn Boone Jenner, Osh Gabriel Landeskog, Kit Matt Puempel, Pbo	Second Team Petr Mrazek, Ott Dougie Hamilton, OS Jeffrey Schemitsch, OS Ivan Telegin, Sag Austen Brassard, Belv Michael Curtis, Belv
2008-09 Goal Defence Defence Centre Right Wing Left Wing	First Team JP Anderson, Mis John Carlson, Ldn Calvin de Haan, Osh Tyler Seguin, Ply Tyler Toffoli, Ott Evgeny Grachev, Bram	Second Team Scott Stajcer, OS Erik Gudbranson, Kgn Ryan O'Connor, Bar Ryan Spooner, Pbo Jason Akeson, Kit Darren Archibald, Bar
2007-08 Goal Defence Defence Centre Right Wing Left Wing	First Team Josh Unice, Kit Ryan Ellis, Wsr Cameron Gaunce, Mis Casey Cizikas, Mis Mikkel Boedker, Kit Taylor Hall, Wsr	Second Team Tyler Beskorwany, Owen Sound Taylor Doherty, Kingston Michal Jordan, Plymouth Matt Duchene, Brampton Zack Kassian, Peterborough Patrick Maroon, London

2006-07 Goal Defence Defence Centre Right Wing Left Wing	First Team Thomas McCollum, Gue Alex Pietrangelo, Mis Michael Del Zotto, Osh Sam Gagner, Ldn Patrick Kane, Ldn Kaspars Daugavins, Tor	Second Team Michal Neuvirth, Ply Zach Bogosian, Pbo Yannick Weber, Kit Steve Stamkos, Sar Jan Mursak, Sag Jiri Tlustý, SSM
2005-06 Goal Defence Defence Centre Right Wing Left Wing	First Team Ryan Daniels, Sag Drew Doughty, Gue Marc Katic, Sar John Tavares, Osh Sergei Kostitsyn, Ldn Bryan Cameron, Belv	Second Team Sebastien Dahm, Belv Scott Aarssen, Ldn Jakub Vojta, Ott Logan Couture, Ott Dale Mitchell, Osh Oskar Osala, Mis
2004-05 Goal Defence Defence Centre Right Wing Left Wing	First Team Daren Machesney, Bram Michael Vernace, Bram Andrej Sekera, OS Justin Azevedo, Kit Marek Kvapil, Sag Benoit Pouliot, Sby	Second Team Kyle Gajewski, SSM Bob Saguinetti, OS Ben Shutron, Kgn Jordan Staal, Pbo Matt D'Agostini, Gue Mike Duco, Kit
2003-04 Goal Defence Defence Centre Right Wing Left Wing	First Team David Shantz, Mis Marc Staal, Sby Boris Valabik, Kit Bryan Little, Bar Stefan Ruzicka, OS Liam Reddox, Pbo	Second Team Patrick Ehelechner, Sby Matt Lashoff, Kit Adam Abraham, Mis Daniel Ryder, Pbo Bobby Ryan, OS Vaclav Meidl, Ply
2002-03 Goal Defence Defence Centre Right Wing Left Wing	First Team Ryan Munce, Sar Mark Giordano, OS Danny Syvret, Ldn Rob Schremp, Mis Brent Burns, Bram Woltek Wolski, Bram	Second Team Lukas Mensator, Ott Mitch Maunu, Wsr Scott Lehman, Tor Evan McGrath, Kit Jean-Michel Rizk, Sag Daniel Carcillo, Sar
2001-02 Goal Defence Defence Centre Right Wing Left Wing	First Team Jason Bacashihua, Ply Fedor Tjutin, Gue Ryan Hastings, Sby Nathan Horton, Osh Corey Perry, Ldn Tim Sestito, Ply	Second Team Chris Houle, Ldn Karol Sloboda, Ott Frank Rediker, Wsr Patrick O'Sullivan, Mis Petr Kanko, Kit Andrei Mikhnov, Sby
2000-01 Goal Defence Defence Centre Right Wing Left Wing	First Team Andy Chiodo, Tor Lukas Krajicek, Pbo James Wisniewski, Ply Eric Staal, Pbo Dustin Brown, Gue Rick Nash, Ldn	Second Team Brad Topping, Bra Chris Campoli, Er Drew Fata, Tor Martin St. Pierre, Gue Daniel Bois, Ldn Daniel Paille, Gue
1999-2000 Goal Defence Defence Centre Right Wing Left Wing	First Team Ryan Aschaber, Wsr Rostislav Klesla, Bra Trevor Daley, SSM Derek Roy, Kit Jonas Andersson, NB Tomas Kurka, Ply	Second Team T.J. Aceti, Osh Brendan Bell, Ott Tim Gleason, Wsr Stephen Weiss, Ply Craig Kennedy, Wsr Ryan Ramsay, Pbo
1998-99 Goal Defence Defence Centre Right Wing Left Wing	First Team Cory Campbell, Belv Luke Sellars, Ott Jay Harrison, Bra Jason Spezza, Bra Sheldon Keefe, Bar Denis Shvidki, Bar	Second Team Alex Auld, NB Kelly Paddon, Belv Mark Popovic, Tor Brad Boyes, Er Darryl Bootland, Tor Raffi Torres, Bra

1997-98 Goal Defence Defence Centre Right Wing Left Wing	First Team Brian Finley, Bar Martin Skoula, Bar Kevin Mitchell, Gue David Legwand, Ply Jonathan Cheechoo, Belv Ryan Jardine, SSM	Second Team Mike Gorman, Kit Jon Zion, Ott John Erskine, Ldn Michael Zigomanis, Kgn Jeff Heerema, Sar Taylor Pyatt, Sby
1996-97 Goal Defence Defence Centre Right Wing Left Wing	First Team Jake McCracken, SSM Nick Tselios, Belv Brad Morgan, Bar Peter Sarno, Wsr Norm Milley, Sby Harold Druken, Det	Second Team Curtis Cruickshank, Kgn Paul Mara, Sby Kevin Grimes, Kgn Justin Papineau, Belv Maxim Spiridonov, Ldn Matt Zultek, Ott
1995-96 Goal Defence Defence Centre Right Wing Left Wing	First Team Chris Thompson, Bar Richard Jackman, SSM Nick Boynton, Ott Joe Thornton, SSM Adam Colagiacomo, Ldn Alexandre Volchkov, Bar	Second Team John Hultberg, Kgn Brian Campbell, Ott Mike Lankshear, Gue Boyd Devereaux, Kit Justin Davis, Kgn Ryan Christie, OS
1994-95 Goal Defence Defence Centre Right Wing Left Wing	First Team David MacDonald, Sby Bryan Berard, Det Jeff Ware, Osh Richard Rochefort, Sby Tim Findlay, Wsr Daniel Cleary, Belv	Second Team Craig Hillier, Ott Chris Van Dyk, Wsr Kevin Bolibruck, Pho Tom Buckley, Det Brian Wesenberg, Gue Dwayne Hay, Gue
1993-94 Goal Defence Defence Centre Right Wing Left Wing	First Team David Belitski, Kit Ed Jovanovski, Wsr Corey Neilson, NB Lee Jinman, NB Vitali Yachmenev, NB Sean Haggerty, Det	Second Team Scott Roche, NB Radim Bicanek, Belv Shane Kenny, OS Jamie Langenbrunner, Pho David Nemirovsky, Ott Scott Cherrey, NB
1992-93 Goal Defence Defence Centre Right Wing Left Wing	First Team Tyler Moss, Kgn Rory Fitzpatrick, Sby Mike Wilson, Sby Jeff O'Neill, Gue Richard Park, Belv Matt Johnson, Pho	Second Team Joel Gagnon, Osh Mike Martin, Wsr Mike Rusk, Gue Steve Sullivan, SSM David Ling, Kgn Ryan Pawluk, Kit
1991-92 Goal Defence Defence Centre Right Wing Left Wing	First Team Jamie Storr, OS Chris Pronger, Pho Brad Brown, NB Chris Gratton, Kgn Todd Harvey, Det Ethan Moreau, NFS	Second Team Marc Lamothe, Kgn Jamie Allison, Wsr Daniel Godbout, Belv Trevor Gallant, Kit Derek Armstrong, Sby Barrie Moore, Sby

THE ROBERTSON CUP

The Robertson Cup is emblematic of the Ontario Hockey League's championship series. The Cup was presented by J. Ross Robertson, who was president of the Ontario Hockey Association from 1901 to 1905.

Since its inception, the Robertson Cup has been won by 23 different teams, with the Oshawa Generals leading the way with 13 championships, including seven consecutive championships between 1938 and 1944. The Toronto Marlboros have made the most final series appearances with 15.

The Robertson Cup has been won by many legendary players, coaches and general managers including Hockey Hall of Fame Members Clarence 'Hap' Day, Charlie Conacher, Joe Primeau, Turk Broda, Rudy Pilous, George Armstrong and Father David Bauer.

Current National Hockey League stars that won the Robertson Cup during their OHL careers include Corey Perry, Jordan Staal, James Neal and Taylor Hall.



YEAR	CHAMPIONS-RUNNER-UP	WINNING COACH	GAMES
1934	St. Michael's College-Stratford	Dr. W. Jerry LaFlamme	2-0
1935	Kitchener-By default of Oshawa		
1936	West Toronto-Kitchener	Clarence 'Hap' Day	2-0
1937	St. Michael's College-Stratford Midgets	Dr. W. Jerry LaFlamme	3-2
1938	Oshawa-Guelph		3-0
1939	Oshawa-Native Sons	Tracy Shaw	3-0
1940	Oshawa-Toronto Marlboros	Tracy Shaw	3-2
1941	Oshawa-Toronto Marlboros	Tracy Shaw	4-3
1942	Oshawa-Guelph	Charlie Conacher	3-2
1943	Oshawa-Brantford	Charlie Conacher	4-1
1944	Oshawa-St. Michael's College	Charlie Conacher	4-1
1945	St. Michael's College-Galt	Joe Primeau	4-0
1946	St. Michael's College-Oshawa	Joe Primeau	4-2
1947	St. Michael's College-Galt	Joe Primeau	4-0
1948	Barrie-Windsor	Leighton 'Hap' Emms	4-2
1949	Barrie-Toronto Marlboros	Leighton 'Hap' Emms	4-0
1950	Guelph-Windsor	Alf Pike	4-2
1951	Barrie-Toronto Marlboros	Leighton 'Hap' Emms	4-2
1952	Guelph-St. Catharines	Alf Pike	4-1
1953	Barrie-St. Michael's College	Leighton 'Hap' Emms	5-3
1954	St. Catharines-Toronto Marlboros	Rudy Pilous	4-3
1955	Toronto Marlboros-St. Catharines	Turk Broda	4-2
1956	Toronto Marlboros-Barrie	Turk Broda	4-1
1957	Guelph-St. Catharines	Ed Bush	4-2
1958	Toronto Marlboros-Hamilton	Turk Broda	(1 tie) 4-1
1959	Peterborough-Petes-St. Michael's College	Scotty Bowman	(3 ties) 3-2
1960	St. Catharines-St. Michael's College	Max Kaminsky	(1 tie) 4-1
1961	St. Michael's College-Guelph	Father David Bauer	(1 tie) 4-2
1962	Hamilton-St. Michael's College	Ed Bush	4-1
1963	Niagara Falls-Neil McNeil	Leighton 'Hap' Emms	4-2
1964	Toronto Marlboros-Montreal	Jim Gregory	(1 tie) 4-0
1965	Niagara Falls-Toronto Marlboros	Bill Long	4-1
1966	Oshawa-Kitchener	Armand "Bep" Guidolin	4-1
1967	Toronto Marlboros-Hamilton	Angus Bodnar	4-0
1968	Niagara Falls-Kitchener	Paul Emms	(1 tie) 4-3
1969	Montreal-St. Catharines	Roger Bedard	(2 ties) 4-0
1970	Montreal-Toronto Marlboros	Roger Bedard	4-2
1971	St. Catharines-Toronto Marlboros	Frank Milne	4-0
1972	Peterborough-Ottawa	Roger Neilson	(2 ties) 3-0
1973	Toronto Marlboros-Peterborough	George Armstrong	(2 ties) 3-2
1974	St. Catharines-Peterborough	Paul Emms	(1 tie) 4-0
1975	Toronto Marlboros-Hamilton	George Armstrong	4-3
1976	Hamilton-Sudbury	Bert Templeton	4-2
1977	Ottawa-London	Brian Kilrea	4-2
1978	Peterborough-Hamilton	Gary Green	4-3
1979	Peterborough-Niagara Falls	Gary Green	4-3
1980	Peterborough-Windsor	Mike Keenan	4-0
1981	Kitchener-Sault Ste. Marie	Orval Tessier	(3 ties) 3-0
1982	Kitchener-Ottawa	Joe Crozier	(1 tie) 4-0
1983	Oshawa-Sault Ste. Marie	Paul Theriault	4-0
1984	Ottawa-Kitchener	Brian Kilrea	(2 ties) 3-1
1985	Sault Ste. Marie-Peterborough	Terry Crisp	(1 tie) 4-2

YEAR	CHAMPIONS-RUNNER-UP	WINNING COACH	GAMES
1986	Guelph-Belleville	Jacques Martin	3-2
1987	Oshawa-North Bay	Paul Theriault	4-3
1988	Windsor-Peterborough	Tom Webster	4-0
1989	Peterborough-Niagara Falls	Dick Todd	4-2
1990	Oshawa-Kitchener	Rick Cornacchia	4-3
1991	Sault Ste. Marie-Oshawa	Ted Nolan	4-2
1992	Sault Ste. Marie-North Bay	Ted Nolan	4-3
1993	Peterborough-Sault Ste. Marie	Dick Todd	4-1
1994	North Bay-Detroit	Bert Templeton	4-3
1995	Detroit-Guelph	Paul Maurice	4-2
1996	Peterborough-Guelph	Dave MacQueen	4-3
1997	Oshawa-Ottawa	Bill Stewart	4-2
1998	Guelph-Ottawa	George Burnett	4-1
1999	Belleville-London	Louis Crawford	4-3
2000	Barrie-Plymouth	Bill Stewart	4-3
2001	Ottawa-Plymouth	Brian Kilrea	4-2
2002	Erie-Barrie	Dave MacQueen	4-1
2003	Kitchener-Ottawa	Peter DeBoer	4-1
2004	Guelph-Mississauga	Shawn Camp	4-0
2005	London-Ottawa	Dale Hunter	4-1
2006	Peterborough-London	Dick Todd	4-0
2007	Plymouth-Sudbury	Michael Vellucci	4-2
2008	Kitchener-Belleville	Peter DeBoer	4-3
2009	Windsor-Brampton	Bob Boughner	4-1
2010	Windsor-Barrie	Bob Boughner	4-0
2011	Owen Sound-Mississauga	Mark Reeds	4-3
2012	London-Niagara	Mark Hunter	4-1
2013	London-Barrie	Dale Hunter	4-3
2014	Guelph-North Bay	Scott Walker	4-1
2015	Oshawa-Erie	D.J. Smith	4-1
2016	London-Niagara	Dale Hunter	4-0

OHL CHAMPIONSHIP ROSTERS

2016 - LONDON KNIGHTS

Aaron Berisha, Daniel Bernhardt, Evan Bouchard, Brendan Burke, Brandon Crawford, Christian Dvorak, Jacob Graves, Chad Heffernan, Aidan Jamieson, Max Jones, Olli Juolevi, Owen MacDonald, Mitch Marner, Chris Martenet, Nicolas Mattinen, Victor Mete, Peter Parsons, JJ Piccinich, Cliff Pu, Kole Sherwood, Robert Thomas, Matthew Tkachuk, Chandler Yakimowicz, Dale Hunter (coach), Basil McCrae (GM)

2015 - OSHAWA GENERALS

Ken Appleby, Jeremy Brodeur, Josh Brown, Chris Carlisle, Cole Cassels, Anthony Cirelli, Michael Dal Colle, Stephen Desrocher, Sam Harding, Sonny Hertzberg, Kenny Huether, Bradley Latour, Tobias Lindberg, Joe Manchuk, Michael McCarron, Dakota Mermis, Matt Mistele, Brent Pedersen, Will Petschenig, Hunter Smith, Stephen Templeton, Michael Turner, Mitchell Vande Sompel, Aidan Wallace, Roger Hunt (GM), D.J. Smith (Coach)

2014 - GUELPH STORM

Justin Auger, Phil Baltisberger, Chadd Bauman, Tyler Bertuzzi, Adam Craievich, Jason Dickinson, Nick Ebert, Robby Fabbri, Matt Finn, Ben Harpur, Ryan Horvat, Scott Kosmachuk, Zac Leslie, Matthew Mancina, Brock McGinn, Zack Mitchell, Justin Nichols, Stephen Pierog, Kerby Rychel, Marc Stevens, Pius Suter, Steven Trojanovic, Mike Kelly (GM), Scott Walker (Coach)

2013 - LONDON KNIGHTS

Josh Anderson, Alex Broadhurst, Max Domi, Remi Elie, Tyler Ferry, Seth Griffith, Scott Harrington, Bo Horvat, Tommy Hughes, Paxton Leroux, Miles Liberati, Olli Maatta, Dakota Mermis, Jake Patterson, Kyle Platzer, Matt Rupert, Ryan Rupert, Justin Sefton, Anthony Stolarz, Chris Tierney, Brett Welychka, Nikita Zadorov, Mark Hunter (GM), Dale Hunter (Coach)

2012 - LONDON KNIGHTS

Josh Anderson, Andreas Athanasiou, Brett Cook, Max Domi, Tyler Ferry, Seth Griffith, Scott Harrington, Bo Horvat, Michael Houser, Tommy Hughes, Jared Knight, Olli Maatta, Greg McKegg, Vladislav Namestnikov, Kevin Raine, Matt Rupert, Ryan Rupert, Tyson Teichmann, Chris Tierney, Jarred Tinordi, Austin Watson, Brett Welychka, Mark Hunter (GM/Coach)

2011 - OWEN SOUND ATTACK

Roman Berdnikov, Jordan Binnington, Jesse Blacker, Cameron Brace, Brendan Childerley, Keavin Cunniff, Andrew Fritsch, Jay Gilbert, Mike Halmo, Liam Heelis, Joey Hishon, Jarrod Maidens, Robby Mignardi, Matt Petgrave, Brayden Rose, Geoffroy Schmitsch, Andrew Shaw, Gemel Smith, Scott Stajcer, Matt Stanisz, Garrett Wilson, Michael Zador, Daniel Zweep, Dale DeGray (GM), Mark Reeds (Coach)

2010 - WINDSOR SPITFIRES

Marc Cantin, Mark Cundari, Craig Duininck, Ryan Ellis, Cam Fowler, Philipp Grubauer, Taylor Hall, Adam Henrique, Stephen Johnston, Zack Kassian, Derek Lanoue, Dale Mitchell, Greg Nemisz, Troy Passingham, Saverio Posa, Kenny Ryan, Justin Shugg, Scott Timmins, Adam Wallace, Eric Wellwood, James Woodcroft, Harry Young, Warren Rychel (GM), Bob Boughner (Coach)

2009 - WINDSOR SPITFIRES

Jesse Blacker, Mark Cundari, Ryan Ellis, Andrew Engelage, Richard Greenop, Taylor Hall, Adam Henrique, Rob Kwiet, Andrei Loktionov, Lane MacDermid, Dale Mitchell, Greg Nemisz, Connor O'Donnell, Justin Shugg, Ben Shatrun, Scott Timmins, Josh Unice, Adam Wallace, Austin Watson, Eric Wellwood, Harry Young, Warren Rychel (GM), Bob Boughner (Coach)

2008 - KITCHENER RANGERS

Jason Akeson, Justin Azevedo, Myles Barbieri, T.J. Battani, Mikkel Boedker, Robert Bortuzzo, Mike Duco, Alex Dzielski, Matt Halischuk, Nazem Kadri, Dan Kelly, Mike Mascio, Brandon Mashinter, Steve Mason, Matt Pepe, Frank Perna, Ben Shatrun, Matt Smith, Nick Spaling, Scott Timmins, Scott Tregunna, Josh Unice, Yannick Weber, Peter DeBoer (GM/Coach)

2007 - PLYMOUTH WHALERS

Brett Bellemore, Jared Boll, Evan Brophay, Dan Collins, Vern Cooper, Wes Cunningham, Andrew Fournier, Kaine Geldart, AJ Jenks, Joe McCann, Ryan McGinnis, James Neal, Michal Neuvirth, Sean O'Connor, Daniel Ryder, Tom Sestito, Jeremy Smith, Zack Shepley, Chris Terry, Steve Ward, Steve Whitley, Michael Vellucci (GM/Coach)

OHL CHAMPIONSHIP ROSTERS

2006 - PETERBOROUGH PETES

Trevor Cann, Justin Caruana, Craig Cescon, Scott Cowie, Aaron Dawson, Steve Downie, Zach Harnden, Trevor Hendrix, Patrick Kaleta, Jordan Morrison, Fredrik Naslund, Mark Pawlowski, Kyle Rafkis, Liam Reddox, Daniel Ryder, David Shantz, Justin Saryal, Jordan Staal, Lubomir Stach, Greg Stewart, Jamie Tardif, Bryan Young, Jeff Twohey (GM), Dick Todd (Coach)

2005 - LONDON KNIGHTS

Josh Beaulieu, David Bolland, Gerald Coleman, Adam Dennis, Robbie Drummond, Steve Ferry, Jordan Foreman, Danny Fritsche, Daniel Girardi, Dylan Hunter, Trevor Kell, Drew Lorman, Ryan Martinelli, Matt McCready, Marc Methot, Adam Perry, Corey Perry, Brandon Prust, Frank Rediker, Harrison Reed, Bryan Rodney, Robbie Schremp, Danny Syvret, Kelly Thomson, Jeff Whitfield, Mark Hunter (GM), Dale Hunter (Coach)

2004 - GUELPH STORM

George Bradley, Ryan Callahan, Ryan Card, Todd Cooper, Adam Dennis, Daniel Girardi, Shane Hart, Cam Janssen, Ryan Kitchen, Kevin Klein, Jakub Koreis, Mike McLean, Mick Okrzenski, Daniel Paille, Ryan Parent, Matt Ryan, Kyle Spurr, Martin St.Pierre, Danny Taylor, Brett Trudell, Niko Tuomi, Mark Versteg-Lytwyn, Steve Zmudzynski, Dave Barr (GM), Shawn Camp (Coach)

2003 - KITCHENER RANGERS

Andre Benoit, Jesse Boucher, Gregory Campbell, David Clarkson, Scott Dickie, Carlo DiRenzo, Nick Duff, T.J. Eason, Steve Eminger, Matt Grennier, George Halkidis, Thomas Harrison, Petr Kanko, Adam Keefe, Matt Manias, Rafal Marzynowski, Chad McCaffrey, Paul McFarland, Evan McGrath, Nathan O'Nabigon, Mike Richards, Derek Roy, Marcus Smith, Peter DeBoer (coach/GM)

2002 - ERIE OTTERS

T.J. Aceti, Chris Berti, Brad Bonello, Brad Boyes, Chris Campoli, Carlo Colaiacovo, Noel Coulitche, Sean Courtney, Brandon Cullen, Scott Dabben, Jeff Doyle, Chris Eade, David Herring, Alex Karaulchuk, Mical Kokavec, Brian Lee, Thomas Lee, Chris Martin, Mike McKeown, Adam Munro, Cory Pecker, Mike Rice, Dave MacQueen (coach), Sherwood Bassin (GM)

2001 - OTTAWA 67'S

Matthew Albani, Brendan Bell, Rodney Bauman, John Ceci, Adam Chapman, Miguel Delisle, Lance Galbraith, Zenon Konopka, Seamus Kotyk, Brett McGrath, Pierre Mitsou, Russ Moyer, Bryan Rodney, Sebastian Savage, Sean Scully, Luke Sellars, Vadim Sazimov, Joe Talbot, Carter Trevisani, Jeremy Van Hoof, Jonathan Zion, Brian Kirela (GM/coach)

2000 - BARRIE COLTS

Ryan Barnes, Tim Branham, Jordan Brenner, Shawn Cation, Michael Christian, Mike D'Alessandro, Blaine Down, Matt Dzieduszyczyk, Brian Finley, Mike Henderson, Michael Henrich, Ed Hill, Rick Hwodeky, Mike Jefferson, Sheldon Keefe, Ryan O'Keefe, Matt Passfield, Aaron Power, Eric Reitz, Nick Robinson, Denis Shvidki, Tim Verbeek, Kyle Wailes, Bill Stewart (coach)

1999 - BELLEVILLE BULLS

Kevin Baker, Rick Bertran, Cory Campbell, Derek Campbell, Mark Chaplin, Jonathan Cheechoo, Adam Collins, Glenn Crawford, Michael Jacobsen, Jason Lawmaster, Tyler Longo, Branislav Mezei, Kris Newbury, Kelly Paddon, Justin Papineau, Nick Policelli, Branko Radivojevic, Ryan Ready, Mike Renzi, Nathan Robinson, Randy Rowe, Chris Stanley, Louis Crawford (coach), Dr. R.L. Vaughan (GM)

1998 - GUELPH STORM

Joey Bartley, Eric Beaudoin, Nick Boatland, Bob Crummer, Ryan Davis, Ian Forbes, Joe Gerbe, Chris Hajt, Jason Jackman, Dusty Jamieson, Matt Lahey, Andrew Long, Chris Madden, Manny Malhotra, Darryl McArthur, Kent McDonnell, Brian McGrattan, Kevin Mitchell, Lindsay Plunkett, Bohuslav Subr, Chris Thompson, Mike Vellinga, Brian Willise, John Zubczyk, George Burnett (coach), Alan Millar (GM)

1997 - OSHAWA GENERALS

Bryan Allen, David Arsenault, Jim Baxter, Marc Cairns, Brandon Coalter, Adam Colagiaco, Kevin Colley, Tyrone Garner, Brent Gauvreau, Dan Hinote, Peter Hogan, Warren Holmes, Ryan Lindsay, Jeff MacMillan, Ian MacNeil, Steve Manley, Andrew Plumley, Marc Savard, Jan Snapek, Jason Sweitzer, John Tripp, Jeff Ware, Marty Wilford, Mike Zanotto, Bill Stewart (coach), Wayne Daniels (Dir. of Hockey Op.)

1996 - PETERBOROUGH PETES

Scott Barney, Zac Bierk, Kevin Bolibruck, Corey Crocker, Wade Dawe, Duane Durbin, Rob Giffin, Allan Hitchen, Steve Hogg, Andy Johnson, Evgeny Korolev, Matt Lahey, Eric Landry, Jason MacMillan, Cameron Mann, Mike Martone, Jonathan Murphy, Adrian Murray, Jaret Nixon, Ryan Pawluk, Ryan Schmidt, Shawn Thornton, Mike Williams, Dave MacQueen (coach), Jeff Twohey (GM)

1995 - DETROIT JR. RED WINGS

Jamie Allison, Matt Ball, Nic Beaudoin, Bryan Berard, Scott Blair, Tom Buckley, Darryl Foster, Gerry Lanihan, Sean Haggerty, Duane Harmer, Milan Kostolny, Quade Lightbody, Ryan MacDonald, Eric Manlow, Mike Morrison, Bill McCauley, Shayne McCosh, Jeff Mitchell, Dan Pawlaczky, Mike Rucinski, Jason Saal, Murray Sheehan, Andrew Taylor, Paul Maurice (coach/GM)

1994 - NORTH BAY CENTENNIALS

Sandy Allan, Damien Bloye, Brad Brown, Michael Burman, Jason Campeau, Scott Cherney, Andy Delmore, Jim Enson, Denis Gaudet, Ryan Gillis, Lee Jimman, Bill Lang, Rob Love, B.J. MacPherson, Steve McLaren, Corey Neilson, Stefan Rivard, Scott Roche, Jeff Shevalier, Brian Stagg, Bob Thornton, Vitali Yachmenev, Bert Templeton (coach/GM)

1993 - PETERBOROUGH PETES

Ryan Black, Jason Dawe, Brady Dillabough, Ryan Douglas, Rick Emmett, Chad Grills, Mike Harding, Steve Hogg, Matt Johnson, Jamie Josefik, Geordie Kinneer, Chad Lang, Quade Lightbody, Craig McGillivray, Dale McTavish, Darryl Moxam, Ryan Nauss, Chris Pronger, Dave Roche, Matt St. Germain, Doug Searle, Kelvin Solari, Cory Stillman, Brent Tully, Jeff Walker, Bill Weir, Dick Todd (coach/GM)

1992 - SAULT STE. MARIE GREYHOUNDS

Brad Baber, Tim Bacik, Drew Bannister, Jason Denomme, Aaron Gavey, Todd Gleason, Brian Goudie, Chris Grenville, Julian Hill, Kevin Hodson, Tony Iob, Shaun Imber, Ralph Intraruovo, Jason Kilian, Rick Kowalsky, Mark Matier, David Matsos, Tom McDonald, Colin Miller, Perry Pappas, Jarret Reid, Gary Roach, Chris Simon, Briane Thompson, Jeff Toms, Ted Nolan (coach), Sherwood Bassin (Dir. of Ops.)

1991 - SAULT STE. MARIE GREYHOUNDS

Drew Bannister, Bob Boughner, Joe Busillo, Mike DeCoff, Jason Denomme, Adam Foote, Brian Goudie, Kevin Hodson, Shaun Imber, Ralph Intraruovo, Tony Iob, Rick Kowalsky, Denny Lambert, Mike Lenarduzzi, Mark Matier, David Matsos, Tom McDonald, Colin Miller, Perry Pappas, Jarret Reid, Kevin Reid, Jim Ritchie, Brad Tiley, Wade Whitten, Ted Nolan (coach), Sherwood Bassin (GM)

1990 - OSHAWA GENERALS

Bill Armstrong, Cory Banika, Fred Braithwaite, Joe Busillo, Kevin Butt, Clair Cornish, Dave Craievich, Mike Craig, Dale Craigwell, Jean-Paul Davis, Mark Deazley, Craig Donaldson, Iain Fraser, Brent Grieve, Brian Grieve, Matt Hoffman, Scott Hollis, Eric Lindros, Scott Luik, Trevor McIvor, Paul O'Hagan, Wade Simpson, Jarrod Skalde, Rick Cornacchia (coach), Frank Jay (Dir. of Operations)

1989 - PETERBOROUGH PETES

Todd Bojcn, Dan Brown, Scott Campbell, Jassen Cullimore, Mike Dagenais, Dave DeGurse, Tie Dami, Corey Foster, Joe Hawley, Brian Hayton, Jamey Hicks, Tom Hopkins, Geoff Ingram, Dan Jensen, Dave Lorentz, Andy MacVicar, Paul Mitton, Matt Myles, Jamie Pegg, Mike Ricci, Troy Stephens, John Tanner, Mike Tomlinson, Rob Wilson, Ross Wilson, Dick Todd (coach/manager)

1988 - WINDSOR SPITFIRES

Jamie Allan, Geoff Benic, Kelly Cain, Peter DeBoer, Glen Featherstone, Rob Flynn, J.P. Gorley, David Goverde, Adam Graves, David Haas, Paul Hampton, Brad Hyatt, Peter Ing, Pat Jablonski, Ron Jones, Mark Kurzawski, Jeff Mascarin, Tom Purcell, Jim Revenberg, Darrin Shannon, Darryl Shannon, K.J. White, Paul Wilkinson, Mike Wolak, Tom Webster (coach), Jim Rutherford (GM)

1987 - OSHAWA GENERALS

John Andersen, Barry Burkholder, Jeff Daniels, Shane Doyle, Sean Evoy, Iain Fraser, Lee Giffin, Brent Grieve, Jeff Hackett, Dave Humphreys, Brian Hunt, Tony Joseph, Derek King, Marc Laniel, Scott Mahoney, Petri Matikainen, Scott McCrary, Kevin Miehme, Dean Marton, Gordon Murphy, Jim Paek, Greg Polak, Mike Short, Greg Watson, Sean Williams, Paul Theriault (coach), Sherwood Bassin (GM)

1986 - GUELPH PLATERS

Rob Arabski, Paul Brydges, Steve Chiasson, Luciano Fagioli, Rob Graham, Steve Guenette, Brian Hayton, Andy Helmuth, Kerry Huffman, Paul Kelly, Denis LaRoque, Lonnie Lauch, Bill Loshaw, Allan MacIsaac, Jamie McKinley, John McIntyre, Keith Miller, Mike Murray, Tom Nickolau, Gary Roberts, Luc Sabourin, Marc Tournier, Jacques Martin (coach), Robert Holody (GM)

1985 - SAULT STE. MARIE GREYHOUNDS

Marty Abrams, Jeff Beukeboom, Graeme Bonar, Chris Brant, Chris Felix, Scott Green, Wayne Groulx, Steve Hollett, Tim Hoover, Gerry Juliano, Derek King, Tyler Larter, Jean-Marc MacKenzie, Scott Mosey, Mike Oliverio, Brit Peer, Wayne Presley, Bob Probert, Brian Rome, Ken Sabourin, Marc Tournier, Shawn Tyers, Rob Vecchia, Rob Zettler, Terry Crisp (coach), Sam McMaster (GM)

1984 - OTTAWA 67'S

Richard Adolf, Bill Bennett, Bruce Cassidy, Todd Clarke, Greg Coram, Adam Creighton, Bob Giffin, Scott Hammond, John Hanna, Tim Helmer, Mike James, Steve Hryniewicz, Don McLaren, Roy Myllari, Darren Pang, Mark Paterson, Phil Patterson, Gary Roberts, Darcy Roy, Brad Shaw, Steve Simoni, Brian Kilrea (coach/GM)

1983 - OSHAWA GENERALS

Don Biggs, Scott Brydges, Tim Burgess, Todd Charlesworth, Joe Cirella, Dean DeFazio, Dale DeGray, David Gans, Danny Gratton, Jeff Hogg, Todd Hooley, John Hutchings, John MacLean, Dan Nicholson, Steve King, Norm Schmidt, Peter Sidorkiewicz, Todd Smith, Jeff Steffen, Mike Stern, Tony Tanti, Paul Theriault (coach), Sherwood Bassin (manager)

1982 - KITCHENER RANGERS

Brian Bellows, Darryl Boudreau, Kevin Casey, Scott Clements, Louis Crawford, Mike Eagles, Mike Hough, Jeff Larmer, James Locke, Joel Levesque, Allan MacInnis, Grant Martin, Mario Michieli, Mike Moher, Dave Nicholls, Jim Quinn, Jim Ralph, Robert Savard, Brad Schnurr, Dave Shaw, Scott Stevens, John Tucker, Wendell Young, Joe Crozier (coach/GM)

1981 - KITCHENER RANGERS

Russ Adam, Brian Bellows, Steve Bienkowski, Kevin Casey, Mike Clayton, Scott Clements, Louis Crawford, Mike Eagles, Drew Gareau, Bob Hicks, Pat O'Kane, Jeff Larmer, Joel Levesque, Allan MacInnis, Lee MacKenzie, Grant Martin, Joe McDonnell, Mario Michieli, Mike Moher, Brad Schnurr, Kerry Williston, Wendell Young, Orval Tessier (coach/manager)

1980 - PETERBOROUGH PETES

Dave Beckon, John Beukeboom, Terry Bovair, Carmen Cirella, Dave Fenyves, Tom Fergus, Larry Floyd, Wayne Fortune, Bill Gardner, Andre Hidi, Rick Laferriere, Dave Morrison, Larry Murphy, Mark Reeds, Brad Ryder, Andy Schliebener, Steve Smith, Stuart Smith, Jeff Walters, Jim Wiemer, Terry Wright, Mike Keenan (coach/GM)

1979 - PETERBOROUGH PETES

Bob Attwell, Dave Beckon, John Beukeboom, Terry Bovair, Carmine Cirella, Keith Crowder, Ken Ellacott, Dave Fenyves, Larry Floyd, Bill Gardner, Chris Halyk, Veli Kinnunen, Rick Laferriere, Anssi Melametsa, Larry Murphy, Jim Pavese, Mark Reeds, Brad Ryder, Stuart Smith, Greg Theberge, Tim Trimmer, Jim Wiemer, Gary Green (coach/GM)

1978 - PETERBOROUGH PETES

Keith Acton, Bob Attwell, Terry Bovair, Jeff Brubaker, Keith Crowder, Brian Drumm, Ken Ellacott, Dave Fenyves, Bill Gardner, Chris Halyk, Randy Johnston, Mark Kirton, Steve Larmer, Paul MacKinnon, Mike Meeker, John Pagetto, Mark Reeds, Stuart Smith, Greg Theberge, Tim Trimmer, Gary Green (coach/GM)

1977 - OTTAWA 67'S

Peter Cain, Buddy Clouthier, Bob Daly, Ron Davidson, Larry Elson, Stuart Gavin, Jeff Geiger, Tim Higgins, Mike Hodgings, Warren Holmes, Ed Hospodar, Peter Hunter, Yvan Joly, Jim Kirkpatrick, Dave MacQueen, Steve Marengere, Tom McDonell, Jay O'Connor, Steve Payne, Shane Pearsall, Laurie Quinn, Bob Smith, Doug Wilson, Brian Kilrea (coach/GM)

1976 - HAMILTON FINCUPS

Joe Contini, Mike Fedorko, Steve Hazlett, Cal Herd, Denis Houle, Willie Huber, Al Jensen, Mike Keating, Archie King, Joe Kowal, Mark Locken, Ted Long, Dale McCourt, Bob Mierkalns, Mark Perras, Bill Reilly, Ron Roscoe, Alan Secord, Ric Seiling, Danny Shearer, Ed Smith, Rob Street, Sean Sullivan, Bert Templeton (coach), Dave Draper (general manager)

1975 - TORONTO MARLBOROS

John Anderson, Steve Bosco, Bruce Boudreau, Al Cameron, Gary Carr, Craig Crawford, Brian Crichton, Steve Harrison, Trevor Johansen, Bernie Johnston, Lynn Jorgenson, Mike Kaszycki, Jim Kirkpatrick, Mike Kitchen, Mike McEwen, Mark Murphy, Mark Napier, Ed Saffrey, John Smrke, Bill Wells, Ron Wilson, George Armstrong (coach), Frank Bonello (general manager)

OHL PLAYOFF RECORDS

TEAM

Most OHL Championships

- 13 Oshawa (1938, 39, 40, 41, 42, 43, 44, 66, 83, 87, 90, 97, 15)
- 9 Peterborough (1959, 72, 78, 79, 80, 89, 93, 96, 06)

Most Consecutive OHL Championships

- 7 Oshawa (1938, 39, 40, 41, 42, 43, 44)
- 3 Peterborough (1978, 79, 80)

Most Final Series Appearances

- 15 Toronto Marlboros
- 14 Oshawa
- 13 Peterborough

Most Consecutive Final Series Appearances

- 7 Oshawa (1938, 39, 40, 41, 42, 43, 44)
- 4 St. Michael's Majors (1944, 45, 46, 47 and 1959, 60, 61, 62)
- 3 Peterborough (1972, 73, 74 and 1978, 79, 80); Toronto Marlboros (1954, 55, 56); Sault Ste. Marie Greyhounds (1991, 92, 93)

Most Consecutive Playoff Appearances

- 27 Peterborough Petes (1977 to 2003)
- 23 Plymouth Whalers (1992-2014), Oshawa Generals (1978 to 2000), Guelph Storm (1993-2015)

Longest Winning Streak (Games)

- 13 London Knights (2015-16)
- 12 Windsor Spitfires (1987-88)

INDIVIDUAL

Most Goals, One Year

- 27 Cameron Mann, Pbo, 1997 (24 games)
- 25 Cory Pecker, Er, 2002 (21 games)
- 23 Mark Lawrence, NB, 1992 (21 games)
- 22 Rick Tocchet, SSM, 1984 (16 games); Brad Boyes, Er, 2002 (21 games)

Most Assists, One Year

- 37 Robbie Schremp, Ldn, 2006 (19 games)
- 33 Jason Dawe, Pbo, 1993 (21 games)
- 30 Justin Papineau, Belv, 1999 (21 games), Ryan Ellis, Wsr, 2010 (19 games)
- 29 Mike Williams, Pbo, 1996 (24 games)

Most Points, One Year

- 51 Justin Papineau, Belv, 1999 (21GP, 21G, 30A); Jason Dawe, Pbo, 1993 (21GP, 18G, 33A)
- 49 Connor McDavid, Erie, 2015 (20GP, 21G, 28A)
- 47 Robbie Schremp, Ldn, 2006 (19GP, 10G, 37A)
- 46 Tim Taylor, Ldn, 1989 (21GP, 21G, 25A)
- 44 Mitch Marner, Ldn, 2016 (18GP, 16G, 28A)
- 43 Cameron Mann, Pbo, 1997 (24 GP, 27G, 16A)

GAME

Longest Overtime Game

- 123:51 Mar. 20, 1990 - Kingston 3 at Belleville 4 (fourth OT) Ken Rowbotham scored
- 118:05 March 28, 2009 - Mississauga 4 at Barrie 3 (third OT) Devante Smith-Pelly scored
- 111:30 April 5, 2008 - Kitchener 3, at Sarnia 2 (third OT) Mike Duco scored
- 108:51 Mar. 22, 1990 - Ottawa 2 at Peterborough 3 (third OT) Mike Tomlinson scored

2016 OHL PLAYOFFS

CONFERENCE QUARTER FINALS EASTERN CONFERENCE

KINGSTON vs OSHAWA

Kingston wins series 4-1

- Game 1. Fri Mar 25 | OSH (0) @ KGN (6)
- Game 2. Sat Mar 26 | OSH (3) @ KGN (7)
- Game 3. Tue Mar 29 | KGN (5) @ OSH (4)
- Game 4. Thu Mar 31 | KGN (3) @ OSH (4) OT
- Game 5. Fri Apr 01 | OSH (0) @ KGN (6)

BARRIE vs MISSISSAUGA

Barrie wins series 4-3

- Game 1. Sat Mar 26 | MISS (2) @ BAR (5)
- Game 2. Mon Mar 28 | MISS (6) @ BAR (3)
- Game 3. Tue Mar 29 | BAR (3) @ MISS (4) OT2
- Game 4. Thu Mar 31 | BAR (6) @ MISS (5) OT
- Game 5. Sat Apr 02 | MISS (0) @ BAR (3)
- Game 6. Sun Apr 03 | BAR (0) @ MISS (7)
- Game 7. Tue Apr 05 | MISS (1) @ BAR (5)

NORTH BAY vs PETERBOROUGH

North Bay wins series 4-3

- Game 1. Fri Mar 25 | PBO (1) @ NB (2)
- Game 2. Sun Mar 27 | PBO (5) @ NB (3)
- Game 3. Tue Mar 29 | NB (6) @ PBO (7) OT
- Game 4. Thu Mar 31 | NB (2) @ PBO (0)
- Game 5. Fri Apr 01 | PBO (1) @ NB (2) OT
- Game 6. Sun Apr 03 | NB (5) @ PBO (7)
- Game 7. Tue Apr 05 | PBO (1) @ NB (4)

NIAGARA vs OTTAWA

Niagara wins series 4-1

- Game 1. Thu Mar 24 | OTT (4) @ NIAG (5)
- Game 2. Sat Mar 26 | OTT (3) @ NIAG (5)
- Game 3. Mon Mar 28 | NIAG (2) @ OTT (4)
- Game 4. Wed Mar 30 | NIAG (2) @ OTT (1) OT
- Game 5. Fri Apr 01 | OTT (2) @ NIAG (5)

CONFERENCE SEMI-FINALS

KINGSTON vs NIAGARA

Niagara wins series 4-0

- Game 1. Thu Apr 07 | NIAG (3) @ KGN (1)
- Game 2. Fri Apr 08 | NIAG (6) @ KGN (5) OT
- Game 3. Sun Apr 10 | KGN (2) @ NIAG (3) OT
- Game 4. Wed Apr 13 | KGN (1) @ NIAG (3)

BARRIE vs NORTH BAY

Barrie wins series 4-0

- Game 1. Thu Apr 07 | NB (2) @ BAR (5)
- Game 2. Mon Apr 11 | NB (2) @ BAR (3) OT
- Game 3. Tue Apr 12 | BAR (4) @ NB (2)
- Game 4. Thu Apr 14 | BAR (6) @ NB (0)

WESTERN CONFERENCE

ERIE vs SAGINAW

Erie wins series 4 - 0

- Game 1. Fri Mar 25 | SAG (1) @ ER (5)
- Game 2. Sun Mar 27 | SAG (3) @ ER (7)
- Game 3. Tue Mar 29 | ER (6) @ SAG (3)
- Game 4. Thu Mar 31 | ER (6) @ SAG (4)

SARNIA vs SAULT STE. MARIE

Sault Ste. Marie wins series 4-3

- Game 1. Fri Mar 25 | SSM (6) @ SAR (3)
- Game 2. Sun Mar 27 | SSM (5) @ SAR (2)
- Game 3. Tue Mar 29 | SAR (5) @ SSM (2)
- Game 4. Thu Mar 31 | SAR (2) @ SSM (3) OT2
- Game 5. Sat Apr 02 | SSM (1) @ SAR (5)
- Game 6. Sun Apr 03 | SAR (5) @ SSM (1)
- Game 7. Tue Apr 05 | SSM (4) @ SAR (3)

LONDON vs OWEN SOUND

London wins series 4-2

- Game 1. Fri Mar 25 | OS (1) @ LDN (4)
- Game 2. Sat Mar 26 | OS (2) @ LDN (0)
- Game 3. Mon Mar 28 | LDN (5) @ OS (1)
- Game 4. Wed Mar 30 | LDN (8) @ OS (5)
- Game 5. Fri Apr 01 | OS (4) @ LDN (3) OT
- Game 6. Sun Apr 03 | LDN (5) @ OS (2)

KITCHENER vs WINDSOR

Kitchener wins series 4-1

- Game 1. Thu Mar 24 | WSR (5) @ KIT (6) OT
- Game 2. Sat Mar 26 | WSR (4) @ KIT (6)
- Game 3. Mon Mar 28 | KIT (2) @ WSR (1)
- Game 4. Wed Mar 30 | KIT (4) @ WSR (5) OT
- Game 5. Fri Apr 01 | WSR (2) @ KIT (5)

ERIE vs SAULT STE. MARIE

Erie wins series 4-1

- Game 1. Fri Apr 08 | SSM (2) @ ER (3) OT
- Game 2. Sat Apr 09 | SSM (1) @ ER (3)
- Game 3. Mon Apr 11 | ER (2) @ SSM (3)
- Game 4. Wed Apr 13 | ER (5) @ SSM (2)
- Game 5. Fri Apr 15 | SSM (2) @ ER (5)

LONDON vs KITCHENER

London wins series 4-0

- Game 1. Fri Apr 08 | KIT (3) @ LDN (6)
- Game 2. Sun Apr 10 | KIT (3) @ LDN (5)
- Game 3. Tue Apr 12 | LDN (2) @ KIT (1) OT
- Game 4. Thu Apr 14 | LDN (6) @ KIT (4)

2016 OHL PLAYOFFS

OHL CONFERENCE FINALS

BARRIE vs NIAGARA

Niagara wins series 4-0

Game 1. Thu Apr 21 | NIAG (3) @ BAR (2)

Game 2. Sat Apr 23 | NIAG (4) @ BAR (1)

Game 3. Mon Apr 25 | BAR (3) @ NIAG (6)

Game 4. Wed Apr 27 | BAR (2) @ NIAG (3)

LONDON vs ERIE

London wins series 4-0

Game 1. Wed Apr 20 | LDN (7) @ ER (4)

Game 2. Sun Apr 24 | LDN (6) @ ER (1)

Game 3. Tue Apr 26 | ER (1) @ LDN (5)

Game 4. Wed Apr 27 | ER (1) @ LDN (5)

ROGERS OHL CHAMPIONSHIP SERIES

LONDON vs NIAGARA

London wins series 4-0

Game 1. Thu May 05 | NIAG (1) @ LDN (4)

Game 2. Sat May 07 | NIAG (1) @ LDN (6)

Game 3. Mon May 09 | LDN (6) @ NIAG (5) OT

Game 4. Wed May 11 | LDN (1) @ NIAG (0)

OFFICIATING TEAM - ROGERS OHL FINALS

Referees

Mike Cairns, Jason Faist, Scott Ferguson,
Scott Oakman, Sean Reid

Linesmen

Jordan Browne, Ryan Card, Andrew Jackson,
Dustin McCrank, Jean-Francois Menard

LEADING SCORERS

PLAYER, TEAM

PLAYER, TEAM	GP	G	A	PTS	+/-	PIM
Marner, Mitchell, LDN	18	16	28	44	30	8
Tkachuk, Matthew, LDN	18	20	20	40	23	42
Dvorak, Christian, LDN	18	14	21	35	29	4
Ho-Sang, Josh, NIAG	17	6	20	26	3	8
Labanc, Kevin, BAR	15	6	20	26	14	28
Mangiapane, Andrew, BAR	15	10	11	21	14	14
Strome, Dylan, ER	13	10	11	21	7	12
Scott, Justin, BAR	15	17	3	20	12	8
DeBrincat, Alex, ER	13	8	11	19	5	13
Amadio, Mike, NB	11	12	6	18	-3	10
Dal Colle, Michael, KGN	9	6	12	18	9	2

DEPARTMENTAL LEADERS

GOALS

NO.	PLAYER, TEAM	GP	G
1	Tkachuk, Matthew, LDN	18	20
2	Scott, Justin, BAR	15	17
3	Marner, Mitchell, LDN	18	16
4	Dvorak, Christian, LDN	18	14
5	Amadio, Mike, NB	11	12

ASSISTS

NO.	PLAYER, TEAM	GP	A
1	Marner, Mitchell, LDN	18	28
2	Dvorak, Christian, LDN	18	21
3	Labanc, Kevin, BAR	15	20
4	Ho-Sang, Josh, NIAG	17	20
5	Tkachuk, Matthew, LDN	18	20

POWERPLAY GOALS

NO.	PLAYER, TEAM	GP	PP
1	Tkachuk, Matthew, LDN	18	8
2	Dvorak, Christian, LDN	18	5
3	Lemieux, Brendan, WSR	3	4
4	Mistele, Matt, SAR	7	4
5	Muzito-Bagenda, Daniel, MISS	7	4
6	Zacha, Pavel, SAR	7	4
7	Amadio, Mike, NB	11	4
8	Speers, Blake, SSM	12	4
9	Jenys, Pavel, NIAG	17	4

SHORT-HANDED GOALS

NO.	PLAYER, TEAM	GP	SH
1	Barwell, Jesse, SAG	4	2
2	Crouse, Lawson, KGN	9	2
3	Labanc, Kevin, BAR	15	2
4	Mangiapane, Andrew, BAR	15	2
5	Marner, Mitchell, LDN	18	2
6	Pu, Cliff, LDN	18	2

GAME WINNING GOALS

NO.	PLAYER, TEAM	GP	GW
1	DiFruscia, Anthony, NIAG	16	3
2	Tkachuk, Matthew, LDN	18	3

PLUS-MINUS

NO.	PLAYER, TEAM	GP	+/-
1	Marner, Mitchell, LDN	18	30
2	Dvorak, Christian, LDN	18	29
3	Graves, Jacob, LDN	18	26
4	Tkachuk, Matthew, LDN	18	23
5	Crawley, Brandon, LDN	17	17
6	Juolevi, Olli, LDN	18	15
7	Metz, Victor, LDN	18	15
8	Labanc, Kevin, BAR	15	14
9	Mangiapane, Andrew, BAR	15	14
10	Scott, Justin, BAR	15	12

GOALTENDING LEADERS

GOALTENDER, CLUB	GP	MINS	SHOTS	SAVES	GA	SO	AVG.	%	W	L
Parsons, Tyler, LDN	18	1086	520	481	39	1	2.15	.925	16	1
Helvig, Jeremy, KGN	7	325	141	128	13	2	2.40	.908	3	1
Blackwood, Mackenzie, BAR	13	796	426	390	36	1	2.71	.915	6	5
Nedeljkovic, Alex, NIAG	17	1026	494	446	48	0	2.81	.903	12	4
Flinn, Jack, MISS	7	447	241	220	21	1	2.82	.913	3	3
Graham, Charlie, SAR	7	425	184	163	21	0	2.97	.886	3	3
Peressini, Lucas, KGN	5	233	122	110	12	0	3.09	.902	1	1
Mancina, Matthew, PBO	7	434	235	212	23	0	3.18	.902	3	3
Halverson, Brandon, SSM	12	744	419	379	40	0	3.23	.905	5	6
Williams, Devin, ER	12	677	232	195	37	0	3.28	.841	7	5
Carty, Dawson, KIT	9	548	276	246	30	0	3.28	.891	4	3

SAVE PERCENTAGE

PLAYER, TEAM	GP	SV%
Parsons, Tyler, LDN	18	.925
Blackwood, Mackenzie, BAR	13	.915
Flinn, Jack, MISS	7	.913
Helvig, Jeremy, KGN	7	.908
Halverson, Brandon, SSM	12	.905
Nedeljkovic, Alex, NIAG	17	.903
Mancina, Matthew, PBO	7	.902
Peressini, Lucas, KGN	5	.902
Lazarev, Leo, OTT	5	.892

WINS

PLAYER, TEAM	GP	W
Parsons, Tyler, LDN	18	16
Nedeljkovic, Alex, NIAG	17	12
Williams, Devin, ER	12	7
Blackwood, Mackenzie, BAR	13	6
Halverson, Brandon, SSM	12	5
Carty, Dawson, KIT	9	4
Smith, Jake, NB	11	4

SHUTOUTS

PLAYER, TEAM	GP	SO
Helvig, Jeremy, KGN	7	2

LEADING ROOKIES

PLAYER, TEAM	GP	G	A	PTS	+/-	PIM	PPG	SHG	SOG	GWG
Juolevi, Olli, LDN	18	3	11	14	15	4	1	0	31	1
Nylander, Alexander, MISS	6	6	6	12	1	2	2	0	24	0
Katchouk, Boris, SSM	12	6	4	10	3	4	0	1	21	1
Dineen, Cam, NB	11	0	8	8	-4	0	0	0	28	0
Commisso, Domenic, OSH	5	3	2	5	-5	4	1	0	16	0
Sergachev, Mikhail, WSR	5	2	3	5	-4	8	2	0	11	0
Hall, Connor, KIT	9	1	4	5	5	19	0	0	8	0
Thomas, Robert, LDN	15	1	4	5	3	2	0	0	12	0

LEADING DEFENCEMEN

PLAYER, TEAM	GP	G	A	PTS	+/-	PIM	PPG	SHG	SOG	GWG
Andersson, Rasmus, BAR	15	2	13	15	8	16	0	1	35	0
Dermott, Travis, ER	13	3	11	14	7	14	1	0	31	0
Juolevi, Olli, LDN	18	3	11	14	15	4	1	0	31	1
Wood, Kyle, NB	11	2	11	13	-7	2	1	0	46	0
Dunn, Vince, NIAG	12	5	7	12	0	10	3	0	42	1
McKeown, Roland, KGN	9	3	9	12	5	6	0	0	25	0
Mete, Victor, LDN	18	4	7	11	15	0	0	0	20	1
Mantha, Ryan, NIAG	17	3	7	10	6	14	0	0	41	0
Graves, Jacob, LDN	18	0	10	10	26	29	0	0	11	0
Raddysh, Darren, ER	13	4	5	9	6	8	1	0	39	2
Bouramman, Gustav, SSM	12	1	8	9	-3	12	1	0	17	0

GOALTENDING STATISTICS BY TEAM

TEAM	GPI	MINS	GA	EN	SO	GAA	W	L	OTL	SL	SVS	SV%
BARRIE COLTS												
Mackenzie Blackwood	13	796	36	2	1	2.71	6	5	0	426	390	.915
David Ovsjannikov	4	131	9	0	1	4.11	2	1	1	68	59	.868
Totals	15	930	47	2	2	3.03	8	6	1	496	449	.905
ERIE OTTERS												
Jake Lawr	3	99	5	0	0	3.02	1	0	0	38	33	.868
Devin Williams	12	677	37	2	0	3.28	7	5	0	232	195	.841
Totals	13	780	44	2	0	3.38	8	5	0	272	228	.838
KINGSTON FRONTENACS												
Jeremy Helvig	7	325	13	1	2	2.40	3	1	0	141	128	.908
Lucas Peressini	5	233	12	0	0	3.09	1	1	3	122	110	.902
Totals	9	563	26	1	2	2.77	4	2	3	264	238	.902
KITCHENER RANGERS												
Dawson Carty	9	548	30	3	0	3.28	4	3	2	276	246	.891
Luke Opilka	1	10	3	0	0	18.75	0	0	0	7	4	.571
Totals	9	561	36	3	0	3.85	4	3	2	286	250	.874
LONDON KNIGHTS												
Brendan Burke	1	3	0	0	0	0.00	0	0	0	3	3	1.000
Tyler Parsons	18	1086	39	1	1	2.15	16	1	1	520	481	.925
Totals	18	1094	40	1	1	2.19	16	1	1	524	484	.924
MISSISSAUGA STEELHEADS												
Jack Flinn	7	447	21	4	1	2.82	3	3	1	241	220	.913
Totals	7	447	25	4	1	3.35	3	3	1	245	220	.898
NIAGARA ICEDOGS												
Stephen Dhillon	1	15	0	0	0	0.00	0	0	0	2	2	1.000
Alex Nedeljkovic	17	1026	48	0	0	2.81	12	4	1	494	446	.903
Totals	17	1043	48	0	0	2.76	12	4	1	496	448	.903
NORTH BAY BATTALION												
Jake Kment	1	63	0	0	0	0.00	0	0	0	0	0	.000
Jake Smith	11	673	37	3	1	3.30	4	5	2	321	284	.885
Totals	11	741	40	3	1	3.24	4	5	2	324	284	.877
OSHAWA GENERALS												
Justin Nichols	4	141	11	1	0	4.68	0	2	0	82	71	.866
Jeremy Brodeur	4	161	15	0	0	5.57	1	2	0	114	99	.868
Totals	5	303	27	1	0	5.35	1	4	0	197	170	.863
OTTAWA 67'S												
Leo Lazarev	5	296	17	2	0	3.44	1	3	1	157	140	.892
Totals	5	301	19	2	0	3.79	1	3	1	159	140	.881
OWEN SOUND ATTACK												
Michael McNiven	6	360	22	3	1	3.67	2	4	0	176	154	.875
Totals	6	364	25	3	1	4.13	2	4	0	179	154	.860
PETERBOROUGH PETES												
Matthew Mancina	7	434	23	1	0	3.18	3	3	1	235	212	.902
Totals	7	436	24	1	0	3.30	3	3	1	236	212	.898
SAGINAW SPIRIT												
Cameron Zanussi	2	70	2	1	0	1.71	0	1	0	28	26	.929
Evan Cormier	4	166	20	1	0	7.22	0	3	0	128	108	.844
Totals	4	240	24	2	0	6.00	0	4	0	158	134	.848
SARNIA STING												
Charlie Graham	7	425	21	0	0	2.97	3	3	1	184	163	.886
Justin Fazio	1	20	1	0	0	3.00	0	0	0	3	2	.667
Totals	7	448	22	0	0	2.95	3	3	1	187	165	.882
SAULT STE. MARIE GREYHOUNDS												
Brandon Halverson	12	744	40	3	0	3.23	5	6	1	419	379	.905
Totals	12	749	43	3	0	3.45	5	6	1	422	379	.898
WINDSOR SPITFIRES												
Michael DiPietro	3	190	11	0	0	3.48	1	2	0	84	73	.869
Mario Culina	2	120	11	1	0	5.48	0	1	1	63	52	.825
Totals	5	313	23	1	0	4.40	1	3	1	148	125	.845

PLAYOFF STATISTICS BY TEAM

BARRIE COLTS	GP	G	A	PTS	+/-	PIM	PP	SH	GW	FG	SOG	FOW	FO
Kevin Labanc	15	6	20	26	14	28	2	2	1	1	64	14	32
Andrew Mangiapane	15	10	11	21	14	14	3	2	2	2	64	11	21
Justin Scott	15	17	3	20	12	8	1	0	2	3	60	181	367
Rasmus Andersson	15	2	13	15	8	16	0	1	0	0	35	0	0
Julius Nattinen	12	2	6	8	-6	0	1	0	0	0	29	65	141
Michael Webster	14	1	7	8	4	29	0	0	0	0	17	0	1
Anthony Stefano	15	2	4	6	-6	6	1	0	0	0	29	15	29
Dylan Sadoway	8	2	3	5	0	11	1	0	0	0	19	2	6
Josh Carrick	15	2	2	4	1	10	0	0	1	0	15	0	0
Cordell James	15	2	2	4	-6	6	1	0	0	0	27	182	307
Greg DiTomaso	15	1	3	4	-2	8	1	0	0	0	25	0	0
Justin Murray	15	1	2	3	-1	2	0	0	1	0	10	0	0
Giordano Finaro	15	1	1	2	-1	0	0	0	1	1	16	53	89
Keigan Goetz	13	0	2	2	-3	7	0	0	0	0	15	0	1
Ben Hawerchuk	15	0	2	2	-3	13	0	0	0	0	12	3	9
Kody Gagnon	1	1	0	1	0	0	0	0	0	0	1	0	0
Adrian Carbonara	15	1	0	1	-1	16	0	0	0	0	8	0	0
Zachary Magwood	9	0	1	1	0	0	0	0	0	0	1	2	6
Cameron Lizotte	15	0	1	1	0	12	0	0	0	0	9	0	0
Lucas Chiodo	3	0	0	0	0	0	0	0	0	0	1	0	0
David Ovsjannikov	4	0	0	0	0	0	0	0	0	0	0	0	0
Mackenzie Blackwood	13	0	0	0	0	0	0	0	0	0	0	0	0
Roy Radke	15	0	0	0	-4	0	0	0	0	0	14	1	3
ERIE OTTERS	GP	G	A	PTS	+/-	PIM	PP	SH	GW	FG	SOG	FOW	FO
Dylan Strome	13	10	11	21	7	12	3	1	2	0	55	111	175
Alex DeBrincat	13	8	11	19	5	13	2	0	0	2	51	2	5
Travis Dermott	13	3	11	14	7	14	1	0	0	0	31	0	0
Jake Marchment	13	4	7	11	-1	2	1	1	0	1	33	115	196
Taylor Raddysh	12	4	6	10	4	2	2	0	1	2	29	2	5
Darren Raddysh	13	4	5	9	6	8	1	0	2	0	39	0	1
Kyle Maksimovich	13	5	3	8	-2	2	1	0	1	2	29	2	6
Nick Betz	11	3	4	7	8	13	0	0	1	1	22	5	7
Kyle Pettit	13	4	2	6	0	2	0	0	0	1	23	145	219
Patrick Fellows	13	2	4	6	7	2	0	0	0	0	11	0	0
Erik Cernak	13	0	6	6	4	10	0	0	0	0	27	0	0
Ivan Lodnia	13	0	4	4	-7	2	0	0	0	0	16	3	6
Jordan Sambrook	13	0	4	4	-4	14	0	0	0	0	15	0	0
Mitchell Byrne	13	1	2	3	1	0	0	0	1	0	9	0	0
Devin Williams	12	0	2	2	0	0	0	0	0	0	0	0	0
TJ Fergus	13	0	2	2	-5	2	0	0	0	0	9	0	0
Christian Girhiny	11	1	0	1	-3	4	0	0	0	1	7	0	0
Brett Neumann	13	0	1	1	-5	2	0	0	0	0	20	7	18
Riley MacRae	1	0	0	0	0	0	0	0	0	0	0	1	3
Jake Lawr	3	0	0	0	0	0	0	0	0	0	0	0	0
Shaun Bily	4	0	0	0	-3	0	0	0	0	0	2	1	1
Haydn Hopkins	13	0	0	0	-3	4	0	0	0	0	3	21	44
KINGSTON FRONTENACS	GP	G	A	PTS	+/-	PIM	PP	SH	GW	FG	SOG	FOW	FO
Michael Dal Colle	9	6	12	18	9	2	2	0	1	1	37	4	9
Spencer Watson	9	3	14	17	7	2	1	0	0	1	46	0	0
Roland McKeown	9	3	9	12	5	6	0	0	0	0	25	0	0
Lawson Crouse	9	7	4	11	2	2	3	2	0	1	45	5	11
Warren Foegele	9	8	2	10	9	12	1	0	2	1	35	96	180
Juho Lammikko	9	3	4	7	1	6	0	1	0	0	25	111	221
Stephen Desrocher	9	1	5	6	-2	4	1	0	0	0	23	0	0
Jared Steege	8	2	1	3	-3	2	0	0	0	0	16	1	4
Nathan Billitier	9	0	3	3	8	4	0	0	0	0	7	0	0
Jason Robertson	4	1	1	2	1	2	0	0	0	0	5	2	3
Chad Duchesne	9	0	2	2	2	4	0	0	0	0	11	0	0
Liam Murray	9	0	2	2	7	10	0	0	0	0	4	0	0
Jacob Paquette	9	0	2	2	0	4	0	0	0	0	9	0	0
Ryan Verbeek	7	1	0	1	2	4	0	0	1	1	12	13	25
Conor McGlynn	9	1	0	1	-1	4	1	0	0	1	20	6	18
Cody Caron	9	0	1	1	-4	10	0	0	0	0	8	0	1
Ted Nichol	9	0	1	1	0	4	0	0	0	0	11	58	111
Zack Dorval	1	0	0	0	1	0	0	0	0	0	0	2	3
Sam Field	1	0	0	0	0	0	0	0	0	0	0	0	0
Lucas Peressini	5	0	0	0	0	0	0	0	0	0	0	0	0
Graeme Brown	6	0	0	0	0	0	0	0	0	0	1	0	0
Jeremy Helvig	7	0	0	0	0	0	0	0	0	0	0	0	0
Ryan Cranford	9	0	0	0	0	9	0	0	0	0	8	1	2

KITCHENER RANGERS	GP	G	A	PTS	+/-	PIM	PP	SH	GW	FG	SOG	FOW	FO
Jeremy Bracco	9	3	11	14	0	0	1	0	1	1	25	0	0
Ryan MacInnis	9	5	8	13	0	8	2	0	0	1	46	70	162
Adam Mascherin	9	6	6	12	-4	0	2	0	0	1	33	1	1
Brandon Robinson	9	6	3	9	2	2	1	0	2	1	22	2	5
Darby Lewellyn	9	3	4	7	3	8	0	0	0	1	15	1	3
Connor Hall	9	1	4	5	5	19	0	0	0	0	8	0	0
David Miller	9	3	1	4	2	8	1	0	0	0	17	12	20
Connor Bunnaman	9	2	2	4	1	0	0	0	1	0	10	15	32
Miles Liberati	9	1	3	4	-3	6	0	0	0	0	12	0	0
Dylan Di Perna	9	0	4	4	1	6	0	0	0	0	11	0	1
Mason Kohn	9	0	4	4	1	10	0	0	0	0	17	41	80
Gustaf Franzen	9	2	1	3	-5	2	1	0	0	0	13	84	173
Frank Hora	9	1	2	3	5	4	1	0	0	0	6	0	0
Dmitrii Sergeev	4	0	2	2	-1	5	0	0	0	0	5	0	0
Nick Magyar	9	1	0	1	0	2	0	0	0	1	6	0	4
Elijah Roberts	5	0	1	1	-1	2	0	0	0	0	3	0	0
Jacob Cascagnette	9	0	1	1	0	2	0	0	0	0	1	5	14
Joseph Garreffa	1	0	0	0	0	0	0	0	0	0	0	0	0
Luke Opilka	1	0	0	0	0	0	0	0	0	0	0	0	0
Nick McHugh	3	0	0	0	-1	0	0	0	0	0	1	0	0
Jake Henderson	5	0	0	0	1	7	0	0	0	0	2	1	1
Doug Blaisdell	9	0	0	0	-1	4	0	0	0	0	2	0	0
Dawson Carty	9	0	0	0	0	0	0	0	0	0	0	0	0

LONDON KNIGHTS	GP	G	A	PTS	+/-	PIM	PP	SH	GW	FG	SOG	FOW	FO
Mitchell Marner	18	16	28	44	30	8	3	2	1	1	68	5	17
Matthew Tkachuk	18	20	20	40	23	42	8	0	3	3	83	5	10
Christian Dvorak	18	14	21	35	29	4	5	0	1	5	54	288	467
Olli Juolevi	18	3	11	14	15	4	1	0	1	0	31	0	0
Cliff Pu	18	8	5	13	9	6	0	2	2	0	43	102	209
JJ Piccinich	18	2	10	12	1	4	0	0	1	0	25	2	5
Aaron Berisha	18	5	6	11	6	6	1	0	1	0	40	1	2
Victor Mete	18	4	7	11	15	0	0	0	1	0	20	0	0
Jacob Graves	18	0	10	10	26	29	0	0	0	0	11	0	0
Owen MacDonald	18	5	2	7	1	16	0	0	2	0	24	124	231
Chandler Yakimowicz	18	2	4	6	1	10	0	1	2	0	28	4	13
Robert Thomas	15	1	4	5	3	2	0	0	0	0	12	21	41
Daniel Bernhardt	14	2	1	3	4	0	0	0	1	0	8	1	3
Aiden Jamieson	16	0	3	3	8	9	0	0	0	0	2	0	0
Brandon Crawley	17	0	3	3	17	18	0	0	0	0	8	0	0
Max Jones	6	1	1	2	2	23	0	0	0	1	22	0	0
Evan Bouchard	10	0	2	2	3	2	0	0	0	0	9	0	1
Nicolas Mattinen	5	1	0	1	1	2	1	0	0	0	3	0	0
Chad Heffernan	18	0	1	1	2	21	0	0	0	0	12	14	34
Tyler Parsons	18	0	1	1	0	0	0	0	0	0	0	0	0
Brendan Burke	1	0	0	0	0	0	0	0	0	0	0	0	0
Kale Sherwood	7	0	0	0	-1	0	0	0	0	0	3	1	3
Chris Martenet	18	0	0	0	3	6	0	0	0	0	9	1	1

MISSISSAUGA STEELHEADS	GP	G	A	PTS	+/-	PIM	PP	SH	GW	FG	SOG	FOW	FO
Alexander Nylander	6	6	6	12	1	2	2	0	0	1	24	0	2
Daniel Muzito-Bagenda	7	6	4	10	-1	6	4	0	0	1	22	5	12
Michael McLeod	7	3	6	9	-2	6	0	0	0	1	23	123	199
Mason Marchment	7	2	3	5	-2	0	0	0	1	0	18	22	37
Josh Burnside	7	2	2	4	-3	2	0	0	1	1	18	3	7
Everett Clark	7	1	3	4	-2	11	0	0	0	0	18	74	161
Nathan Bastian	5	0	4	4	-3	0	0	0	0	0	8	5	12
Sean Day	7	1	2	3	-4	4	0	0	0	0	17	0	0
Owen Tippett	7	1	2	3	0	4	1	0	0	0	9	0	0
Jared Walsh	7	1	2	3	3	4	0	0	0	0	7	0	0
Damian Bourne	7	1	1	2	-2	4	0	0	0	0	12	0	0
Nicolas Hague	7	0	2	2	2	13	0	0	0	0	15	0	0
Ryan McLeod	7	0	2	2	1	2	0	0	0	0	1	5	23
Brendan Harragate	2	1	0	1	1	4	0	0	1	1	1	0	1
Marcus Dickerson	7	0	1	1	1	2	0	0	0	0	3	0	0
Stephen Gibson	7	0	1	1	1	6	0	0	0	0	4	0	0
Stefan LeBlanc	7	0	1	1	-2	8	0	0	0	0	14	0	0
Austin Osmanski	7	0	1	1	4	8	0	0	0	0	5	0	1
Jason Smith	7	0	1	1	0	5	0	0	0	0	2	19	46
Jake Harrison	1	0	0	0	0	0	0	0	0	0	0	0	0
Jack Flinn	7	0	0	0	0	0	0	0	0	0	0	0	0

NIAGARA ICEDOGS	GP	G	A	PTS	+/-	PIM	PP	SH	GW	FG	SOG	FOW	FO
Josh Ho-Sang	17	6	20	26	3	8	0	0	1	0	48	27	63
Pavel Jenys	17	8	9	17	6	4	4	0	1	2	47	4	6
Stephen Harper	17	6	10	16	5	2	2	0	0	2	53	134	275

Vince Dunn	12	5	7	12	0	10	3	0	1	1	42	0	0
Jordan Maletta	17	2	9	11	-1	15	0	0	2	0	34	211	397
Ryan Mantha	17	3	7	10	6	14	0	0	0	0	41	0	0
Brendan Perlini	14	6	3	9	0	9	2	0	1	2	54	0	0
Anthony DiFruscia	16	4	3	7	0	26	3	0	3	0	26	4	14
Aleksandar Mikulovich	17	2	4	6	3	20	0	0	0	0	20	0	0
Blake Siebenaler	17	1	5	6	2	2	1	0	0	0	23	0	0
Graham Knott	17	2	3	5	-7	24	0	0	0	0	28	71	194
Christopher Paquette	15	2	2	4	2	2	0	0	0	1	14	69	129
Aaron Hayden	17	2	2	4	1	16	0	1	1	0	19	0	0
Josh Wesley	17	2	2	4	8	12	0	0	1	0	22	0	0
Kyle Langdon	16	2	1	3	6	0	0	0	1	0	9	2	9
Johnny Corneil	17	2	1	3	-5	6	1	0	0	0	25	0	1
Tyler Boston	17	0	3	3	0	0	0	0	0	0	20	7	20
William Lochead	17	1	1	2	6	20	0	0	0	1	17	0	1
Alex Nedeljkovic	17	0	2	2	0	4	0	0	0	0	0	0	0
Johaathon Schaefer	1	1	0	1	1	0	0	0	0	0	1	0	0
Stephen Dhillon	1	0	0	0	0	0	0	0	0	0	0	0	0
Hayden Davis	5	0	0	0	0	0	0	0	0	0	4	0	0
Ben Jones	6	0	0	0	0	4	0	0	0	0	2	4	17

NORTH BAY BATTALION

	GP	G	A	PTS	+/-	PIM	PP	SH	GW	FG	SOG	FOW	FO
Mike Amadio	11	12	6	18	-3	10	4	1	1	3	53	151	316
Kyle Wood	11	2	11	13	-7	2	1	0	0	0	46	0	0
Mathew Santos	11	5	6	11	0	18	2	0	1	0	59	2	5
Maurizio Colella	11	3	5	8	0	7	0	0	0	1	20	2	2
Cam Dineen	11	0	8	8	-4	0	0	0	0	0	28	0	0
Steve Harland	11	3	2	5	-8	2	2	0	0	0	12	1	2
Brett McKenzie	11	2	3	5	-4	12	1	0	0	1	37	78	163
Brady Lyle	11	0	3	3	-1	0	0	0	0	0	9	0	0
Mark Shoemaker	11	0	3	3	-8	0	0	0	0	0	12	0	0
Jacob Ball	11	1	1	2	-6	5	0	0	1	1	7	10	21
Daniil Vertiy	11	0	2	2	-5	4	0	0	0	0	7	0	0
Brett Hargrave	2	1	0	1	1	0	0	0	1	0	3	2	8
Riley Bruce	11	1	0	1	-10	18	1	0	0	0	6	0	0
Zach Poirier	10	0	1	1	-10	6	0	0	0	0	17	22	76
Zach Shankar	11	0	1	1	-4	14	0	0	0	0	11	0	0
Brad Chenier	10	0	0	0	-3	6	0	0	0	0	6	0	0
Justin Brazeau	11	0	0	0	-3	2	0	0	0	0	14	0	1
Max Kislinger	11	0	0	0	-3	8	0	0	0	0	11	0	0
Kyle Potts	11	0	0	0	-4	4	0	0	0	0	3	32	76
Jake Smith	11	0	0	0	0	0	0	0	0	0	0	0	0

OSHAWA GENERALS

	GP	G	A	PTS	+/-	PIM	PP	SH	GW	FG	SOG	FOW	FO
Domenic Comisso	5	3	2	5	-5	4	1	0	0	1	16	30	59
Anthony Cirelli	5	2	3	5	-2	0	1	0	0	0	16	56	112
Jalen Smereck	5	1	4	5	-4	8	1	0	0	0	8	0	0
Eric Henderson	5	1	3	4	-5	0	0	0	1	0	9	0	0
Mitchell Vande Sompel	5	1	3	4	-3	8	0	0	0	0	10	1	1
Joe Manchurek	5	2	0	2	-4	6	0	0	0	0	8	2	5
Lukas Lofquist	5	1	1	2	-4	0	1	0	0	0	4	0	0
Kenny Huether	5	0	2	2	-1	2	0	0	0	0	10	1	1
Sam Harding	5	0	1	1	-4	4	0	0	0	0	2	35	67
Sullivan Sparkes	1	0	0	0	-1	0	0	0	0	0	1	0	0
Matt Latin	2	0	0	0	-2	2	0	0	0	0	0	0	0
Brock Welsh	2	0	0	0	-2	0	0	0	0	0	1	1	5
Jeremy Brodeur	4	0	0	0	0	0	0	0	0	0	0	0	0
Justin Nichols	4	0	0	0	0	0	0	0	0	0	0	0	0
Robbie Burt	5	0	0	0	-8	4	0	0	0	0	2	0	0
Kyle MacLean	5	0	0	0	-3	4	0	0	0	0	4	0	2
Misha Moor	5	0	0	0	-1	0	0	0	0	0	3	1	1
Alexandre Renaud	5	0	0	0	-3	0	0	0	0	0	8	0	4
Daniel Robertson	5	0	0	0	-9	4	0	0	0	0	15	0	0
Riley Stillman	5	0	0	0	-6	2	0	0	0	0	5	0	0
Jack Studnicka	5	0	0	0	-4	2	0	0	0	0	4	14	24
Stephen Templeton	5	0	0	0	-6	0	0	0	0	0	2	0	0

OTTAWA 67'S

	GP	G	A	PTS	+/-	PIM	PP	SH	GW	FG	SOG	FOW	FO
Nathan Todd	5	4	5	9	3	2	2	0	1	0	18	60	124
Artur Tyranulin	5	1	6	7	2	4	0	0	0	1	8	0	1
Travis Barron	5	2	4	6	2	11	0	0	0	0	9	2	5
Dante Salituro	5	2	2	4	-2	6	1	0	0	1	20	28	52
Jeremiah Addison	4	1	2	3	-1	8	1	0	0	0	13	8	15
Stepan Falkovsky	5	1	2	3	-2	4	0	0	0	0	11	0	0
Nevin Guy	3	1	1	2	-1	2	1	0	0	0	1	0	0
Ben Fanjoy	5	0	2	2	-1	0	0	0	0	0	5	9	23
Jacob Middleton	5	0	2	2	-3	2	0	0	0	0	8	0	0

Evan de Haan	5	1	0	1	-1	2	0	0	0	0	7	0	0
Austen Keating	5	1	0	1	-1	0	0	0	0	0	7	2	7
William Brown	1	0	0	0	0	0	0	0	0	0	0	0	0
Connor Warnholtz	1	0	0	0	0	0	0	0	0	0	0	0	1
Adam Craievich	2	0	0	0	-3	2	0	0	0	0	1	0	0
Hudson Wilson	2	0	0	0	0	0	0	0	0	0	0	0	0
Chase Campbell	4	0	0	0	0	0	0	0	0	2	0	0	0
Noel Hoefenmayer	4	0	0	0	-1	0	0	0	0	0	0	0	0
David Pearce	4	0	0	0	-2	0	0	0	0	1	1	3	0
Connor Graham	5	0	0	0	-5	0	0	0	0	3	3	8	0
Leo Lazarev	5	0	0	0	0	0	0	0	0	0	0	0	0
Trent Mallette	5	0	0	0	-3	0	0	0	0	1	0	1	0
Ryan Orban	5	0	0	0	1	4	0	0	0	2	0	0	0
Drake Rymsha	5	0	0	0	-5	6	0	0	0	4	28	59	0

OWEN SOUND ATTACK

	GP	G	A	PTS	+/-	PIM	PP	SH	GW	FG	SOG	FOW	FO
Ethan Szyplula	6	0	7	7	-5	8	0	0	0	13	26	58	0
Petrus Palmu	6	3	3	6	-5	8	2	0	1	1	35	1	2
Jack Sterk	6	4	1	5	-12	2	3	0	1	1	18	27	56
Santino Centorame	6	1	4	5	-7	14	1	0	0	0	12	0	0
Bryson Cianfrone	6	1	3	4	-9	6	1	0	0	0	8	43	101
Damir Sharipzyanov	6	1	3	4	-6	4	1	0	0	1	9	0	0
Thomas Schemitsch	6	0	4	4	-11	2	0	0	0	0	16	0	0
Kevin Hancock	6	2	0	2	-5	0	1	0	0	0	19	16	42
Nick Suzuki	6	2	0	2	-6	0	1	0	0	0	20	10	33
Jonah Gadjovich	6	1	1	2	-2	6	1	0	0	0	13	0	1
Sean Durzi	5	0	1	1	-1	0	0	0	0	0	1	0	0
Trenton Bourque	1	0	0	0	0	0	0	0	0	0	1	0	0
Justin Brack	4	0	0	0	-2	0	0	0	0	0	10	0	1
Zachary Roberts	4	0	0	0	0	0	0	0	0	0	0	0	0
Matthew Struthers	4	0	0	0	0	0	0	0	0	0	1	9	16
Liam Dunda	6	0	0	0	0	2	0	0	0	0	4	6	18
Jacob Friend	6	0	0	0	-6	13	0	0	0	0	7	0	0
Jaden Lindo	6	0	0	0	-3	2	0	0	0	0	6	0	0
Tyler MacArthur	6	0	0	0	0	9	0	0	0	0	3	0	0
Michael McNiven	6	0	0	0	0	2	0	0	0	0	0	0	0
Markus Phillips	6	0	0	0	-1	2	0	0	0	0	5	0	0

PETERBOROUGH PETES

	GP	G	A	PTS	+/-	PIM	PP	SH	GW	FG	SOG	FOW	FO
Jonathan Ang	7	3	6	9	2	2	1	1	0	0	12	14	32
Hunter Garland	7	4	4	8	4	12	1	0	0	0	23	87	137
Greg Betzold	7	3	2	5	1	4	0	0	1	0	37	0	0
Steven Lorentz	7	2	3	5	0	0	0	0	0	0	8	38	79
Eric Cornel	7	1	4	5	3	4	0	0	1	0	21	1	3
Adam Timleck	7	1	4	5	4	4	0	0	0	0	17	0	0
Logan DeNoble	7	3	1	4	2	0	1	0	0	1	21	4	4
Josh Maguire	7	2	2	4	1	8	0	0	0	1	12	1	1
Dominik Masin	7	0	3	3	3	12	0	0	0	0	16	0	0
Brandon Prophet	7	2	0	2	1	10	0	0	0	0	7	0	0
Daniel Nikandrov	7	1	1	2	2	2	0	0	0	0	6	79	133
Kyle Jenkins	7	0	2	2	5	6	0	0	0	0	4	0	0
Matthew Timms	7	0	2	2	1	0	0	0	0	0	3	0	0
Matt Spencer	7	0	1	1	-4	13	0	0	0	0	9	0	0
Eddie Schulz	3	0	0	0	0	0	0	0	0	0	0	1	2
Josh Coyle	4	0	0	0	-3	0	0	0	0	0	1	1	1
C.J. Clarke	7	0	0	0	-2	0	0	0	0	0	5	0	1
Zach Gallant	7	0	0	0	-1	9	0	0	0	0	2	14	27
Nick Grima	7	0	0	0	1	2	0	0	0	0	2	0	0
Matthew Mancina	7	0	0	0	0	0	0	0	0	0	0	0	0

SAGINAW SPIRIT

	GP	G	A	PTS	+/-	PIM	PP	SH	GW	FG	SOG	FOW	FO
Connor Brown	4	4	0	4	-1	12	1	0	0	0	9	28	63
Jesse Barwell	4	2	1	3	0	0	0	2	0	0	6	7	30
Mitchell Stephens	4	2	1	3	-5	0	0	0	0	0	8	27	68
Brady Gilmour	4	1	2	3	1	0	0	0	0	0	2	11	30
Kirill Maksimov	4	1	2	3	2	2	0	0	0	0	5	0	0
Hayden Hodgson	4	0	3	3	-2	4	0	0	0	0	6	0	1
Matthew Kreis	4	0	3	3	-2	0	0	0	0	0	6	7	12
Marcus Crawford	4	0	2	2	-5	0	0	0	0	0	5	0	0
Mike Davies	4	1	0	1	-2	2	0	0	0	0	5	1	1
Artem Artemov	4	0	1	1	-7	4	0	0	0	0	6	0	0
Keaton Middleton	4	0	1	1	-1	0	0	0	0	0	4	0	0
Will Petschenig	4	0	1	1	-2	8	0	0	0	0	3	0	0
Robert Proner	2	0	0	0	-2	0	0	0	0	0	1	0	0
Cameron Zanussi	2	0	0	0	0	0	0	0	0	0	0	0	0
Blake Clarke	3	0	0	0	1	4	0	0	0	0	4	0	0
Michael Holmes	3	0	0	0	1	0	0	0	0	0	0	0	0

Evan Cormier	4	0	0	0	0	0	0	0	0	0	0	0	0
Cole Coskey	4	0	0	0	-1	2	0	0	0	0	7	0	0
Tye Felhaber	4	0	0	0	-6	0	0	0	0	0	7	2	6
Rocky Kaura	4	0	0	0	-2	4	0	0	0	0	2	0	0
Markus Niemelainen	4	0	0	0	-6	0	0	0	0	0	2	0	0
SARNIA STING	GP	G	A	PTS	+/-	PIM	PP	SH	GW	FG	SOG	FOW	FO
Pavel Zacha	7	6	7	13	6	16	4	0	1	0	29	61	116
Matt Mistele	7	6	4	10	1	4	4	0	0	2	28	0	1
Jakob Chychrn	7	2	6	8	4	8	1	0	0	0	32	0	0
Jordan Kyrou	7	1	6	7	2	2	0	0	1	0	21	28	39
Josh Jacobs	7	0	5	5	2	6	0	0	0	0	17	0	1
Nikita Korostelev	7	0	5	5	0	2	0	0	0	0	19	0	0
Troy Lajeunesse	7	2	2	4	0	4	0	0	0	0	16	27	48
Travis Konecny	2	1	2	3	-2	0	1	0	0	1	10	7	13
Sam Studnicka	7	1	2	3	1	2	0	1	0	0	6	59	105
Anthony Salinitri	7	2	0	2	-4	8	0	0	0	1	16	22	39
Patrick White	6	1	1	2	1	4	0	0	1	0	12	2	3
Brandon Lindberg	7	1	1	2	-3	8	0	1	0	0	10	27	47
Kevin Spinozzi	7	1	1	2	-2	6	1	0	0	0	11	0	0
Jeff King	7	0	2	2	-3	4	0	0	0	0	7	0	0
Ryan McGregor	7	1	0	1	0	0	0	0	0	0	8	0	1
Justin Fazio	1	0	0	0	0	0	0	0	0	0	0	0	0
Brock Perry	1	0	0	0	0	0	0	0	0	0	0	0	0
Franco Spriovero	5	0	0	0	-3	0	0	0	0	0	4	0	0
Alex Black	7	0	0	0	-4	2	0	0	0	0	4	0	0
Zachary Core	7	0	0	0	-3	6	0	0	0	0	1	0	0
Charlie Graham	7	0	0	0	0	0	0	0	0	0	0	0	0
Devon Palani	7	0	0	0	-4	2	0	0	0	0	10	0	2
S.S. MARIE GREYHOUNDS	GP	G	A	PTS	+/-	PIM	PP	SH	GW	FG	SOG	FOW	FO
Bobby MacIntyre	11	5	6	11	2	12	0	0	1	0	20	4	15
Boris Katchouk	12	6	4	10	3	4	0	1	1	1	21	5	18
Blake Speers	12	6	4	10	-12	8	4	0	0	1	41	45	113
Zachary Senyshyn	12	2	7	9	0	6	0	0	0	1	34	0	0
Gustav Bourraman	12	1	8	9	-3	12	1	0	0	0	17	0	0
Gabe Guertler	12	4	0	4	-8	17	2	0	2	0	33	78	194
Jack Kopacka	12	2	2	4	0	2	0	0	0	0	18	0	1
Hayden Verbeek	9	1	3	4	1	2	0	0	0	0	11	63	149
Tim Gettinger	12	1	3	4	-8	0	0	0	1	0	19	2	2
Mac Hollowell	12	1	3	4	-2	14	0	0	0	0	7	0	0
Morgan Frost	12	1	2	3	2	0	0	0	0	0	11	47	130
Colton White	12	1	2	3	-5	4	0	0	0	0	9	0	0
Medric Mercier	12	0	3	3	2	8	0	0	0	0	5	0	0
Liam Hawel	12	0	2	2	1	2	0	0	0	0	8	20	48
Tyler Hore	12	0	2	2	0	6	0	0	0	0	2	0	0
Frankie Pucci	10	1	0	1	0	0	0	0	0	0	5	2	6
Brandon Halverson	12	0	1	1	0	0	0	0	0	0	0	0	0
Conor Timmins	12	0	1	1	-2	6	0	0	0	0	7	0	0
Bryce Yetman	12	0	1	1	1	0	0	0	0	0	2	0	1
Makar Tokarev	6	0	0	0	0	0	0	0	0	0	2	1	1
WINDSOR SPITFIRES	GP	G	A	PTS	+/-	PIM	PP	SH	GW	FG	SOG	FOW	FO
Bradley Latour	5	3	3	6	1	0	1	0	1	0	15	1	3
Logan Brown	5	0	6	6	-7	6	0	0	0	0	15	58	102
Brendan Lemieux	3	4	1	5	-3	13	4	0	0	0	13	4	8
Mikhail Sergachev	5	2	3	5	-4	8	2	0	0	0	11	0	0
Gabriel Vilardi	5	1	3	4	-4	2	0	0	0	0	7	1	7
Aaron Luchuk	5	2	1	3	0	0	1	0	0	1	11	31	68
Christian Fischer	5	1	2	3	-7	0	1	0	0	0	27	1	5
Jalen Chatfield	5	2	0	2	-3	0	0	0	0	0	12	0	0
Mads Eller	5	1	1	2	-1	4	0	0	0	0	12	2	2
Logan Stanley	5	1	0	1	-5	16	0	0	0	0	10	0	0
Andrew Burns	5	0	1	1	1	4	0	0	0	0	2	0	1
Cole Carter	5	0	1	1	-1	0	0	0	0	0	1	0	1
Connor Chatham	5	0	1	1	1	0	0	0	0	0	8	0	0
Cristiano DiGiacinto	5	0	1	1	-1	2	0	0	0	0	6	3	4
Hayden McCool	5	0	1	1	-1	7	0	0	0	0	4	28	57
Tyler Nother	5	0	1	1	2	2	0	0	0	0	3	0	0
Patrick Sanvido	5	0	1	1	-5	0	0	0	0	0	7	0	0
Kyle Auger	2	0	0	0	0	0	0	0	0	0	1	0	0
Mario Culina	2	0	0	0	0	0	0	0	0	0	0	0	0
Michael DiPietro	3	0	0	0	0	0	0	0	0	0	0	0	0
Luke Boka	5	0	0	0	1	0	0	0	0	0	0	1	2

2016 OHL CHAMPIONS



LONDON KNIGHTS 2016 ONTARIO HOCKEY LEAGUE ROBERTSON CUP CHAMPIONS

WAYNE GRETZKY 99 AWARD

MITCH MARNER LONDON KNIGHTS

Marnar won the Wayne Gretzky “99” Award as the Most Valuable Player of the 2016 OHL Playoffs. The Toronto Maple Leafs prospect led the OHL playoffs in scoring with 16 goals, 28 assists and 44 points in 18 games.

Marnar, an 18 year-old winger from Thornhill, ON, had a goal, six assists and seven points in four games during the Rogers OHL Championship Series. The third-year veteran led the Knights to their fourth J. Ross Robertson Cup title in franchise history with a 4-0 series sweep of the Niagara IceDogs. He had points in 17 of his 18 postseason contests, finishing the OHL playoffs on a 16-game point streak.



The Ontario Hockey League introduced the Wayne Gretzky 99 Award in 1999 to honour the Most Valuable Player in the OHL Playoffs as selected by the media. Gretzky, a native of Brantford, graduated from the Sault Ste. Marie Greyhounds to become the most prolific scorer in the history of the National Hockey League. The League created the award in tribute of ‘The Great One’ shortly after he announced his retirement from the NHL in 1999.

SEASON PLAYER, TEAM

1999 Justin Papineau, Belleville
2000 Brian Finley, Barrie
2001 Seamus Kotyk, Ottawa
2002 Brad Boyes, Erie
2003 Derek Roy, Kitchener
2004 Martin St. Pierre, Guelph
2005 Corey Perry, London
2006 Daniel Ryder, Peterborough
2007 Marc Staal, Sudbury

SEASON PLAYER, TEAM

2008 Justin Azevedo, Kitchener
2009 Taylor Hall, Windsor
2010 Adam Henrique, Windsor
2011 Robby Mignardi, Owen Sound
2012 Austin Watson, London
2013 Bo Horvat, London
2014 Robby Fabbri, Guelph
2015 Connor McDavid, Erie
2016 Mitch Marnar, London

HISTORY OF THE MEMORIAL CUP

The Memorial Cup, which has been in competition since 1919, was presented in commemoration of the many great Canadian hockey players who paid the supreme sacrifice in defence of their country in the First World War.

Initially the symbol of the national junior championship, the Cup later signified Junior "A" supremacy beginning in 1934 and Major Junior supremacy in 1971. Competing for it annually are the Western, Quebec Major Junior and Ontario Hockey Leagues. The winners of the three leagues, along with the host club, compete in the Memorial Cup tournament.

The Memorial Cup has been won by Ontario teams 49 times during its 98 years of competition.

YEAR	CHAMPION	COACH	RUNNER-UP	YEAR	CHAMPION	COACH	RUNNER-UP
1919	Univ. of Toronto Schools	Frank Carroll	Regina Patricias	1968	Niagara Falls Flyers	Paul Emms	Estevan Bruins
1920	Toronto Canoe Club	Ron Carroll	Selkirk Juniors	1969	Montreal Junior Canadiens	Roger Bedard	Regina Patricias
1921	Winnipeg Falcons	Connie Neal	Stratford Midjets	1970	Montreal Junior Canadiens	Roger Bedard	Weyburn Red Wings
1922	Fort Williams War Veterans	Stan Bliss	Regina Patricias	1971	Quebec Remparts	Maurice Filion	Edmonton Oil Kings
1923	Univ. of Manitoba Winnipeg	Hal Moulden	Kitchener Greenshirts	1972	Cornwall Royals	Orval Tessier	Peterborough Petes
1924	Owen Sound Greys	Jim Jamieson	Calgary Canadians	1973	Toronto Marlboros	George Armstrong	Quebec Remparts
1925	Regina Pats	Al Ritchie	Aura Lee	1974	Regina Pats	Bob Turner	Quebec Remparts
1926	Calgary Canadians	Eddie Paulin	Queens U. Queens	1975	Toronto Marlboros	George Armstrong	New West. Bruins
1927	Owen Sound	Hancock/Spratt	Port Arthur W. End Jrs.	1976	Hamilton Fincups	Bert Templeton	New West. Bruins
1928	Regina Monarchs	Howie Milne	Ottawa Gunners	1977	New Westminster Bruins	Ernie McLean	Ottawa 67's
1929	Toronto Marlboros	Frank Selke	Edmonton Millionaires	1978	New Westminster Bruins	Ernie McLean	Peterborough Petes
1930	Regina Pats	Al Ritchie	West Toronto	1979	Peterborough Petes	Gary Green	Brandon Wheat Kings
1931	Winnipeg Elmwoods	Jack Hughes	Ottawa Primroses	1980	Cornwall Royals	Doug Carpenter	Peterborough Petes
1932	Sudbury Wolves	Sam Rothschild	Winnipeg Monarchs	1981	Cornwall Royals	Bob Kilger	Kitchener Rangers
1933	Newmarket	Bill Hancock	Regina Patricias	1982	Kitchener Rangers	Joe Crozier	Sherbrooke Castors
1934	Toronto St. Michael's	Dr. LaFlamme	Edmonton Athletics	1983	Portland Winter Hawks	Ken Hodge	Peterborough Petes
1935	Winnipeg Monarchs	Harry Neil	Sudbury Cub Wolves	1984	Ottawa 67's	Brian Kilrea	Kitchener Rangers
1936	West Toronto Redmen	Clarence Day	Saskatoon Wesleys	1985	Prince Albert Raiders	Terry Simpson	Shawinigan Cataractes
1937	Winnipeg Monarchs	Harry Neil	Copper Cliff Redmen	1986	Guelph Platers	Jacques Martin	Hull Olympiques
1938	St. Boniface Seals	Mike Kryschuck	Oshawa Generals	1987	Medicine Hat Tigers	Bryan Maxwell	Oshawa Generals
1939	Oshawa Generals	Tracy Shaw	Edmonton Ath. Club	1988	Medicine Hat Tigers	Barry Melrose	Windsor Spitfires
1940	Oshawa Generals	Tracy Shaw	Kenora Thistles	1989	Swift Current Broncos	Graham James	Saskatoon Blades
1941	Winnipeg Rangers	L. Northcott	Montreal Royals	1990	Oshawa Generals	Rick Carnaccia	Kitchener Rangers
1942	Portage La Prairie	Staff Sgt. Bell	Oshawa Generals	1991	Spokane Chiefs	Bryan Maxwell	Drummondville Voltigeurs
1943	Winnipeg Rangers	Bob Kinnear	Oshawa Generals	1992	Kamloops Blazers	Tom Renney	S.S. Marie Greyhounds
1944	Oshawa Generals	Charlie Conacher	Trail Smoke Eaters	1993	Sault Ste. Marie Greyhounds	Ted Nolan	Peterborough Petes
1945	Toronto St. Michael's	Joe Primeau	Moose Jaw Canucks	1994	Kamloops Blazers	Don Hay	Laval Titan
1946	Winnipeg Monarchs	Walter Monson	Toronto St. Michael's	1995	Kamloops Blazers	Don Hay	Detroit Jr. Red Wings
1947	Toronto St. Michael's	Joe Primeau	Moose Jaw Canucks	1996	Granby Predateurs	Michel Therrien	Peterborough Petes
1948	Port Arthur West End Bruins	Ed Lauzon	Barrie Flyers	1997	Hull Olympiques	Claude Julien	Lethbridge Hurricanes
1949	Montreal Royals	Tag Millar	Brandon Wheat Kings	1998	Portland Winterhawks	Brent Peterson	Guelph Storm
1950	Montreal Canadiens	Sam Pollock/Bill Reay	Regina Pats	1999	Ottawa 67's	Brian Kilrea	Calgary Hitmen
1951	Barrie Flyers	Leighton Emms	Winnipeg Monarchs	2000	Rimouski Oceanic	Doris Labonte	Barrie Colts
1952	Guelph Biltmares	Alf Pike	Regina Pats	2001	Red Deer Rebels	Brent Sutter	Val d'Or Foreurs
1953	Barrie Flyers	Leighton Emms	St. Boniface Canadiens	2002	Kootenay Ice	Ryan McGill	Victoriaville Tigres
1954	St. Catharines Tee Peees	Rudy Pilous	Edmonton Oil Kings	2003	Kitchener Rangers	Peter DeBoer	Hull Olympiques
1955	Toronto Marlboros	Walter Broda	Regina Pats	2004	Kelowna Rockets	Marc Habscheid	Gatineau Olympiques
1956	Toronto Marlboros	Walter Broda	Regina Pats	2005	London Knights	Dale Hunter	Rimouski Oceanic
1957	Flin Flon Bombers	Bobby Kirk	Ottawa Canadiens	2006	Quebec Remparts	Patrick Ray	Moncton Wildcats
1958	Ottawa-Hull Canadiens	Scotty Bowman	Regina Patricias	2007	Vancouver Giants	Don Hay	Medicine Hat Tigers
1959	Winnipeg Braves	Bill Allum	Peterborough TPT Petes	2008	Spokane Chiefs	Bill Peters	Kitchener Rangers
1960	St. Catharines Tee Peees	Max Kaminsky	Edmonton Oil Kings	2009	Windsor Spitfires	Bob Boughner	Kelowna Rockets
1961	Toronto St. Michael's	Father D. Bauer	Edmonton Oil Kings	2010	Windsor Spitfires	Bob Boughner	Brandon Wheat Kings
1962	Hamilton Red Wings	Eddie Bush	Edmonton Oil Kings	2011	Saint John Sea Dogs	Gerard Gallant	Miss. St. Michael's Majors
1963	Edmonton Oil Kings	Buster Brayshaw	Niagara Falls Flyers	2012	Shawinigan Cataractes	Eric Veilleux	London Knights
1964	Toronto Marlboros	Jim Gregory	Edmonton Oil Kings	2013	Halifax Mooseheads	Dominique Ducharme	Portland Winterhawks
1965	Niagara Falls Flyers	Bill Long	Edmonton Oil Kings	2014	Edmonton Oil Kings	Derek Laxdal	Guelph Storm
1966	Edmonton Oil Kings	Ray Kinasewich	Oshawa Generals	2015	Oshawa Generals	DJ Smith	Kelowna Rockets
1967	Toronto Marlboros	Gus Bodnar	Port Arthur Mars	2016	London Knights	Dale Hunter	Rouyn-Noranda Huskies

MEMORIAL CUP ALL-STAR TEAMS

2016	Goal Tyler Parsons, London	2005	Goal Adam Dennis, London	1994	Goal Eric Fichaud, Chicoutimi
Defence Olli Juolevi, London	Defence Danny Syvret, London	Defence Mario Scalo Jr., Rimouski	Defence Aaron Keller, Kamloops	Defence Nolan Baumgartner, Kamloops	
Defence Haydn Fleury, Red Deer	Defence Corey Perry, London	Defence Danny Fritsche, London	Centre Darcy Tucker, Kamloops	Left Wing Alain Cote, Laval	
Forward Mitch Marner, London	Forward Sidney Crosby, Rimouski	Forward Christian Dvorak, London	Right Wing Rod Stevens, Kamloops		
Forward Timo Meier, Rouyn-Noranda					
2015	Goal Ken Appleby, Oshawa	2004	Goal Kelly Guard, Kelowna	1993	Goal Kevin Hodson, Sault Ste. Marie
Defence Madison Bowey, Kelowna	Defence Doug O'Brien, Gatineau	Defence Shea Weber, Kelowna	Defence Michael Gaul, Laval	Defence Drew Bannister, Sault Ste. Marie	
Defence Ryan Graves, Quebec	Forward Jean Michel Daoust, Gatineau	Forward Clark MacArthur, Medicine Hat	Centre Ralph Intranuovo, Sault Ste. Marie	Left Wing Chad Penney, Sault Ste. Marie	
Forward Nick Merkley, Kelowna	Forward Randall Gelech, Kelowna	Forward Michael McCarron, Oshawa	Right Wing Martin Lapointe, Laval		
Forward Michael McCarron, Oshawa		Forward Michael Dal Colle, Oshawa			
2014	Goal Antoine Bibeau, Val d'Or	2003	Goal Scott Dickie, Kitchener	1992	Goal Corey Hirsch, Kamloops
Defence Cody Corbett, Edmonton	Defence Steve Eminger, Kitchener	Defence Doug O'Brien, Hull	Defence Steve Niedermeier, Kamloops	Defence Drew Bannister, Sault Ste. Marie	
Defence Matt Finn, Guelph	Forward Derek Roy, Kitchener	Forward Derek Roy, Kitchener	Centre Colin Miller, Sault Ste. Marie	Left Wing Mike Mathers, Kamloops	
Forward Edgars Kulda, Edmonton	Forward Gregory Campbell, Kitchener	Forward Kerby Rychel, Guelph	Right Wing Turner Stevenson, Seattle		
Forward Henrik Samuelsson, Edmonton		Forward Henrik Samuelsson, Edmonton			
2013	Goal Zachary Fucale, Halifax	2002	Goal T.J. Aceti, Erie	1991	Goal Felix Potvin, Chicoutimi
Defence Derrick Pouliot, Portland	Defence Danny Groulx, Victoriaville	Defence Kevin Dallman, Guelph	Defence Patrice Brisebois, Drummondville	Defence Brad Tiley, Sault Ste. Marie	
Defence Konrad Abelshausser, Halifax	Forward Colin Sinclair, Kootenay	Forward Nathan MacKinnon, Halifax	Centre Ray Whitney, Spokane	Left Wing Brent Thurston, Spokane	
Forward Nathan MacKinnon, Halifax	Forward Cory Pecker, Erie	Forward Martin FRK, Halifax	Right Wing Pat Falloon, Spokane		
Forward Ty Rattie, Portland	Forward Matthew Lombardi, Victoriaville	Forward Ty Rattie, Portland			
2012	Goal Michael Houser, London	2001	Goal Maxime Daigneault, Val d'Or	1990	Goal Mike Torchia, Kitchener
Defence Jarrod Tinordi, London	Defence Paul Elliott, Regina	Defence Brandon Garmley, Shawinigan	Defence Chris Lyness, VdO/Ross Lupeschuk, RD	Defence Cory Keenan, Kitchener	
Defence Austin Watson, London	Forward Brent Lysak, Regina	Forward Michael Chaput, Shawinigan	Forward Simon Gamache, Val d'Or	Defence Paul O'Hagan, Oshawa	
Forward Michael Chaput, Shawinigan	Forward Kyle Wanjig, Red Deer	Forward Henrik Samuelsson, Edmonton	Left Wing Kyle Wanjig, Red Deer	Centre Eric Lindros, Oshawa	
Forward Henrik Samuelsson, Edmonton			Right Wing Steven Rice, Kitchener	Left Wing Iain Fraser, Oshawa	
2011	Goal Jordan Binnington, Owen Sound	2000	Goal Sebastien Caron, Rimouski	1989	Goal Mike Greenlay, Saskatoon
Defence Stuart Percy, Mississauga	Defence Michel Periard, Rimouski	Defence Nathan Beaulieu, Saint John	Defence Eric Reitz, Barrie	Defence Dan Lambert, Swift Current	
Defence Nathan Beaulieu, Saint John	Forward Brad Richards, Rimouski	Forward Andrew Shaw, Owen Sound	Forward Juraj Kolnik, Rimouski	Defence Ken Sutton, Saskatoon	
Forward Devante Smith-Pelly, Mississauga	Forward Sheldon Keefe, Barrie	Forward Devante Smith-Pelly, Mississauga	Forward Sheldon Keefe, Barrie	Centre Tim Tisdale, Swift Current	
Forward Jonathan Huberdeau, Saint John		Forward Jonathan Huberdeau, Saint John		Left Wing Neil Carnes, Laval	
				Right Wing Sheldon Kennedy, Swift Current	
2010	Goal Martin Jones, Calgary	1999	Goal Cory Campbell, Belleville	1988	Goal Mark Fitzpatrick, Medicine Hat
Defence Travis Homanic, Brandon	Defence Nick Boynton, Ottawa	Defence Cam Fowler, Windsor	Defence Matt Kinch, Calgary	Defence Dean Chynoweth, Medicine Hat	
Defence Cam Fowler, Windsor	Forward Glenn Crawford, Belleville	Forward Taylor Hall, Windsor	Forward Joe Talbot, Ottawa	Defence Darryl Shannon, Windsor	
Forward Taylor Hall, Windsor	Forward Pavel Brendl, Calgary	Forward Jimmy Bubnick, Calgary	Forward Pavel Brendl, Calgary	Defence Rob Dimairo, Medicine Hat	
Forward Jimmy Bubnick, Calgary		Forward Matt Calvert, Brandon		Left Wing Darrin Shannon, Windsor	
Forward Matt Calvert, Brandon				Right Wing Trevor Linden, Medicine Hat	
2009	Goal Marco Cousineau, Drummondville	1998	Goal Chris Madden, Guelph	1987	Goal Mark Fitzpatrick, Medicine Hat
Defence Ryan Ellis, Windsor	Defence Brad Ference, Spokane	Defence Tyler Myers, Kelowna	Defence Francis Lessard, Val d'Or	Defence Wayne McBean, Medicine Hat	
Defence Tyler Myers, Kelowna	Forward Andrej Podkonicky, Portland	Forward Taylor Hall, Windsor	Forward Manny Malhotra, Guelph	Defence Gordon Murphy, Oshawa	
Forward Taylor Hall, Windsor	Forward Marian Hossa, Portland	Forward Jamie Benn, Kelowna	Forward Manny Malhotra, Guelph	Centre Jeff Wenaus, Medicine Hat	
Forward Jamie Benn, Kelowna		Forward Patrice Cormier, Rimouski	Forward Manny Malhotra, Guelph	Left Wing Dale Kushner, Medicine Hat	
Forward Patrice Cormier, Rimouski			Forward Marian Hossa, Portland	Right Wing Guy Phillips, Medicine Hat	
2008	Goal Dustin Tokarski, Spokane	1997	Goal Christian Bronsard, Hull	1986	Goal Steve Guenette, Guelph
Defence Justin Falk, Spokane	Defence Chris Phillips, Lethbridge	Defence Ben Shurton, Kitchener	Defence Jan Snapek, Oshawa	Defence Steve Chiasson, Guelph	
Defence Ben Shurton, Kitchener	Centre Christian Dube, Hull	Forward Justin Azevedo, Kitchener	Centre Byron Ritchie, Lethbridge	Defence Ron Shudra, Kamloops	
Forward Justin Azevedo, Kitchener	Right Wing Martin Merard, Hull	Forward Mitch Wahl, Spokane	Right Wing Martin Merard, Hull	Centre Guy Rouleau, Hull	
Forward Mitch Wahl, Spokane		Forward Drayson Bowman, Spokane		Left Wing Luc Robitaille, Hull	
Forward Drayson Bowman, Spokane				Right Wing Bob Foglietta, Portland	
2007	Goal Matt Keetley, Medicine Hat	1996	Goal Frederic Deschenes, Granby	1985	Goal Steve Guenette, Guelph
Defence Cody Franson, Vancouver	Defence Wade Redden, Brandon	Defence Brandon Mikkelsen, Vancouver	Defence Jason Doig, Granby	Defence Steve Chiasson, Guelph	
Defence Brandon Mikkelsen, Vancouver	Centre Xavier Delisle, Granby	Forward Darren Helm, Medicine Hat	Left Wing Philippe Audet, Granby	Defence Ron Shudra, Kamloops	
Forward Darren Helm, Medicine Hat	Right Wing Cameron Mann, Peterborough	Forward Michal Repik, Vancouver	Right Wing Cameron Mann, Peterborough	Centre Guy Rouleau, Hull	
Forward Michal Repik, Vancouver		Forward Milan Lucic, Vancouver		Left Wing Luc Robitaille, Hull	
Forward Milan Lucic, Vancouver				Right Wing Bob Foglietta, Portland	
2006	Goal Cedrick Desjardins, Quebec	1995	Goal Jason Seal, Detroit	1984	Goal Steve Guenette, Guelph
Defence Paul Albers, Vancouver	Goal Nolan Baumgartner, Kamloops	Defence Michel Sersan, Quebec	Defence Bryan McCabe, Brandon	Defence Steve Chiasson, Guelph	
Defence Michel Sersan, Quebec	Centre Darcy Tucker, Kamloops	Forward Alexander Radulov, Quebec	Left Wing Sean Haggerty, Detroit	Defence Ron Shudra, Kamloops	
Forward Gilbert Brule, Vancouver	Right Wing Shane Doan, Kamloops	Forward Adam Pineault, Moncton	Right Wing Shane Doan, Kamloops	Centre Guy Rouleau, Hull	
Forward Adam Pineault, Moncton				Left Wing Luc Robitaille, Hull	

MEMORIAL CUP AWARD WINNERS

STAFFORD SMYTHE MEMORIAL TROPHY (MVP)

1975	Barry Smith, New Westminster (WCHL)
1976	Dale McCourt, Hamilton (OHL)
1977	Barry Beck, New Westminster (WCHL)
1978	Stan Smyl, New Westminster (WCHL)
1979	Bart Hunter, Brandon (WHL)
1980	Dave Ezard, Cornwall (QMJHL)
1981	Dale Hawerchuk, Cornwall (QMJHL)
1982	Sean McKenna, Sherbrooke (QMJHL)
1983	Alfie Turcotte, Portland (WHL)
1984	Adam Creighton, Ottawa (OHL)
1985	Dan Hodgson, Prince Albert (WHL)
1986	Steve Chiasson, Guelph (OHL)
1987	Wayne McBean, Medicine Hat (WHL)
1988	Rob Dimaio, Medicine Hat (WHL)
1989	Dan Lambert, Swift Current (WHL)
1990	Iain Fraser, Oshawa (OHL)
1991	Pat Falloon, Spokane (WHL)
1992	Scott Niedermayer, Kamloops (WHL)
1993	Ralph Intranuovo, Sault Ste. Marie (OHL)
1994	Darcy Tucker, Kamloops (WHL)
1995	Shane Doan, Kamloops (WHL)
1996	Cameron Mann, Peterborough (OHL)
1997	Christian Dube, Hull (QMJHL)
1998	Chris Madden, Guelph (OHL)
1999	Nick Boynton, Ottawa (OHL)
2000	Brad Richards, Rimouski (QMJHL)
2001	Kyle Wanvig, Red Deer (WHL)
2002	Danny Groulx, Victoriaville (QMJHL)
2003	Derek Roy, Kitchener (OHL)
2004	Kelly Guard, Kelowna (WHL)
2005	Corey Perry, London (OHL)
2006	Alexander Radulov, Quebec (QMJHL)
2007	Milan Lucic, Vancouver (WHL)
2008	Dustin Tokarski, Spokane (WHL)
2009	Taylor Hall, Windsor (OHL)
2010	Taylor Hall, Windsor (OHL)
2011	Jonathan Huberdeau, Saint John (QMJHL)
2012	Michael Chaput, Shawinigan (QMJHL)
2013	Nathan MacKinnon, Halifax (QMJHL)
2014	Edgars Kulda, Edmonton (WHL)
2015	Leon Draisaitl, Kelowna (WHL)
2016	Mitch Marner, London (OHL)

GEORGE PARSONS TROPHY (SPORTSMANSHIP)

1975	John Smrke, Toronto (OHL)
1976	Richard Shinske, New Westminster (WCHL)
1977	Bob Smith, Ottawa (OHL)
1978	Mark Kirton, Peterborough (OHL)
1979	Chris Halyk, Peterborough (OHL)
1980	Dale Hawerchuk, Cornwall (QMJHL)
1981	Mark Morrison, Victoria (WHL)
1982	Brian Bellows, Kitchener (OHL)
1983	David Gans, Oshawa (OHL)
1984	Brian Wilks, Kitchener (OHL)
1985	Tony Grenier, Prince Albert (WHL)
1986	Kerry Huffman, Guelph (OHL)
1987	Scott McCrory, Oshawa (OHL)
1988	Martin Gelinas, Hull (QMJHL)
1989	Jamey Hicks, Peterborough (OHL)
1990	Jason Firth, Kitchener (OHL)
1991	Ray Whitney, Spokane (WHL)
1992	Colin Miller, Sault Ste. Marie (OHL)
1993	Jason Dawe, Peterborough (OHL)
1994	Yannick Dube, Laval (QMJHL)
1995	Jarome Iginla, Kamloops (WHL)
1996	Mike Williams, Peterborough (OHL)
1997	Radoslav Suchy, Chicoutimi (QMJHL)
1998	Manny Malhotra, Guelph (OHL)
1999	Brian Campbell, Ottawa (OHL)
2000	Brandon Reid, Halifax (QMJHL)
2001	Brandon Reid, Val d'Or (QMJHL)
2002	Tomas Plehal, Kootenay (WHL)
2003	Gregory Campbell, Kitchener (OHL)
2004	Josh Gorges, Kelowna (WHL)
2005	Marc-Antoine Pouliot, Rimouski (QMJHL)
2006	Jerome Samson, Moncton (QMJHL)
2007	Brennan Bosch, Medicine Hat (WHL)

2008	Matt Halischuk, Kitchener (OHL)
2009	Yannick Riendeau, Drummondville (QMJHL)
2010	Toni Rajala, Brandon (WHL)
2011	Marc Cantin, Mississauga (OHL)
2012	Zack Phillips, Saint John (QMJHL)
2013	Bo Horvat, London (OHL)
2014	Curtis Lazar, Edmonton (WHL)
2015	Alexis Loiseau, Rimouski (QMJHL)
2016	Francis Perron, Rouyn-Noranda (QMJHL)

HAP EMMS MEMORIAL TROPHY

(OUTSTANDING GOALTENDER)

1975	Gary Carr, Toronto (OHL)
1976	Maurice Barrett, Quebec (QMJHL)
1977	Pat Riggin, Ottawa (OHL)
1978	Ken Ellicott, Peterborough (OHL)
1979	Bart Hunter, Brandon (WHL)
1980	Rick LaFerriere, Peterborough (OHL)
1981	Corrado Micallef, Cornwall (QMJHL)
1982	Michel Morissette, Sherbrooke (QMJHL)
1983	Mike Vernon, Portland (WHL)
1984	Darren Pang, Ottawa (OHL)
1985	Ward Komonosky, Prince Albert (WHL)
1986	Steve Guenette, Guelph (OHL)
1987	Mark Fitzpatrick, Medicine Hat (WHL)
1988	Mark Fitzpatrick, Medicine Hat (WHL)
1989	Mike Greenlay, Saskatoon (WHL)
1990	Mike Torchia, Kitchener (OHL)
1991	Felix Potvin, Chicoutimi (QMJHL)
1992	Corey Hirsch, Kamloops (WHL)
1993	Kevin Hodson, Sault Ste. Marie (OHL)
1994	Eric Fichaud, Chicoutimi (QMJHL)
1995	Jason Saal, Detroit (OHL)
1996	Frederic Deschenes, Grandby (QMJHL)
1997	Christian Bransard, Hull (QMJHL)
1998	Chris Madden, Guelph (OHL)
1999	Cory Campbell, Belleville (OHL)
2000	Sebastien Caron, Rimouski (QMJHL)
2001	Maxime Daigneault, Val d'Or (QMJHL)
2002	T.J. Aceti, Erie (OHL)
2003	Scott Dickie, Kitchener (OHL)
2004	Kelly Guard, Kelowna (WHL)
2005	Adam Dennis, London (OHL)
2006	Cedrick Desjardins, Quebec (QMJHL)
2007	Matt Keetley, Medicine Hat (WHL)
2008	Dustin Tokarski, Spokane (WHL)
2009	Marco Cousineau, Drummondville (QMJHL)
2010	Martin Jones, Calgary (WHL)
2011	Jordan Binnington, Owen Sound (OHL)
2012	Gabriel Girard, Shawinigan (QMJHL)
2013	Andrey Makarov, Saskatoon (WHL)
2014	Antoine Bibeau, Val d'Or (QMJHL)
2015	Ken Appleby, Oshawa (OHL)
2016	Tyler Parsons, London (OHL)

ED CHYNOWETH TROPHY (LEADING SCORER)

1996	Philippe Audet, Granby (QMJHL)
1997	Christian Dube, Hull (QMJHL)
1998	Andrei Podkonicky, Portland (WHL)
1999	Justin Davis, Ottawa (OHL)
2000	Ramzi Abid, Halifax (QMJHL)
2001	Simon Gamache, Val d'Or (QMJHL)
2002	Matthew Lombardi, Victoriaville (QMJHL)
2003	Gregory Campbell, Kitchener (OHL)
2004	Doug O'Brien, Gatineau (QMJHL)
2005	Sidney Crosby, Rimouski (QMJHL)
2006	Gilbert Brule, Vancouver (WHL)
2007	Michal Repik, Vancouver (WHL)
2008	Justin Azevedo, Kitchener (OHL)
2009	Jamie Benn, Kelowna (WHL)
2010	Taylor Hall, Windsor (OHL)
2011	Andrew Shaw, Owen Sound (OHL)
2012	Michael Chaput, Shawinigan (QMJHL)
2013	Nathan MacKinnon, Halifax (QMJHL)
2014	Henrik Samuelsson, Edmonton (WHL)
2015	Leon Draisaitl, Kelowna (WHL)
2016	Mitch Marner, London (OHL)

MEMORIAL CUP RECORDS (since the introduction of the round robin format in 1972)

TEAM

Most Championships

- 3 Cornwall Royals (1972, 1980, 1981)
Kamloops Blazers (1992, 1994, 1995)

Most Championships (franchise)

- 5 New Westminster/Kamloops (1977, '78, '92, '94, '95)

Most Consecutive Championships

- 2 New Westminster Bruins (1977, '78); Cornwall Royals (1980, '81); Medicine Hat Tigers (1987, '88); Kamloops Blazers (1994, '95); Windsor Spitfires (2009, '10)

Most Tournament Appearances

- 8 Peterborough Petes (1972, '78, '79, '80, '89, '93, '96, '06),
6 Kamloops (1984, '86, '90, '92, '94, '95), Kitchener (1981, '82, '84, '90, '03, '08)
5 Laval (1983, '89, '90, '93, '94), Oshawa (1983, '87, '90, '97, '15), London (2005, '12, '13, '14, '16)

Most Appearances (franchise)

- 10 New Westminster/Kamloops (1975, '76, '77, '78, '84, '86, '90, '92, '94, '95)

Most Consecutive Appearances

- 4 New Westminster Bruins (1975, '76, '77, '78).
3 Peterborough (1978, '79, '80); Sault Ste. Marie (1991, '92, '93); London (2012, '13, '14)

Most Final Game Appearances

- 6 Peterborough Petes (1972, '78, '79, '80, '93, '96), Kitchener Rangers (1981, '82, '84, '90, '03, '08)
4 New Westminster Bruins (1975, '76, '77, '78), Oshawa (1983, 1987, 1990, 2015)

Most Tournament Wins

- 20 Peterborough Petes (8 appearances, 37 games)
19 Kamloops Blazers (6 appearances, 29 games)

Longest Winning Streak (Games)

- 12 Kamloops Blazers (1992, 1994 and 1995)
8 Windsor Spitfires (2009 and 2010)
5 Medicine Hat Tigers (1987-1988).

SINGLE SERIES

Most Goals

- 29 Prince Albert Raiders, 1985 (5 games)
28 Windsor Spitfires, 2010 (4 games)

Most Goals Against

- 28 Cornwall Royals, 1980 (5 games)
27 Brandon Wheat Kings, 2010 (5 games)

Most Goals Scored by All Teams

- 86 1983 at Portland (Portland-28, Oshawa-28, Verdun-16, Lethbridge-14) - 8 games.

Most Shutouts (all teams)

- 2 1994 at Laval (Steve Passmore, Kamloops 5-0 vs. Chicoutimi, Éric Fichaud, Chicoutimi 2-0 vs. Laval);
1996 at Peterborough (Frédéric Deschênes, Granby 8-0 vs. Guelph, 4-0 vs. Peterborough)

Most Goals, One Game, One Team

- 11 Quebec, May 10, 1974 vs. St. Catharines (Quebec 11, St. Catharines 3);
Regina, May 8, 1980 vs. Cornwall (Regina 11, Cornwall 2).

Most Shots on Goal One Game

- 56 Hull, May 10, 1986 vs. Portland (Hull 7, Portland 5).

Fastest Three Goals

- 0:38 New Westminster, May 11, 1978 vs. Trois Rivières (New Westminster 6, Trois Rivières 3). Scorers were Scott McLeod at 6:03, Ken Barry at 6:21 and Scott McLeod at 6:41 second period.

Longest Game

- 102:42 May 23, 2014, Edmonton 4-3 vs Val-d'Or in Semi-Finals (3OT).
95:41 May 22, 2005 Ottawa 3 - Kelowna 2 (2OT) (Round Robin)
85:34 May 24, 2000 Barrie 3 - Kootenay 2 (2OT) (Round Robin)
84:16 May 10, 1990, Oshawa 5 vs. Kitchener 4 (2OT) (Round Robin).

INDIVIDUAL

Most Memorial Cups Won (player)

- 3 Ryan Huska, Kamloops, 1992, '94 & '95; Tyson Nash, Kamloops, 1992, '94 & '95; Darcy Tucker, Kamloops, 1992, '94 & '95; Robert Savard, Cornwall, 1980, '81 & Kitchener '82.

Most Memorial Cups Won (Coach)

- 3 Don Hay, Kamloops, 1995 & '96 and Vancouver 2007.
2 Tracy Shaw, Oshawa, 1939 & '40; Joe Primeau, 1945 & '47; Leighton 'Hap' Emms, 1951 & '53; Walton 'Turk' Broda, Toronto Marlboros, 1955 & '56; Roger Bédard, Montréal, 1969 & '70; George Armstrong, Toronto Marlboros, 1973 & '75; Ernie McLean, New Westminster, 1977 & '78; Bryan Maxwell, Medicine Hat, 1987 & Spokane 1991; Brian Kilrea, Ottawa 1984 & '99; Bob Boughner (2009, 2010); Dale Hunter (2005, 2016)

Most Memorial Cups Won (Manager)

- 3 Matt Leyden, Oshawa, 1939, '40 & '44; Bob Brown, Kamloops, 1992, '94 & '95.

SINGLE SERIES

Most Goals

- 8 Dale Hawerchuk, Cornwall, 1981; Luc Robitaille, Hull 1986; Pat Falloon, Spokane, 1991.

Most Assists

- 13 Dan Hodgson, Prince Albert, 1985.

Most Points

- 16 Jeff Larmer, Kitchener, 1982; Guy Rouleau, Hull, 1986.

Most Penalty Minutes

- 63 Kerry Toporowski, Spokane, 1991.

Most Game Winning Goals

- 3 Rick Kowalsky, Sault Ste. Marie, 1993; Zac Boyer, Kamloops, 1992, Cameron Mann, Peterborough, 1996.

Most Shutouts

- 2 Frédéric Deschênes, Granby, May 11, 1996 vs. Guelph, 8-0, May, 19, 1996 vs. Peterborough 4-0.

Best Goals Against Average

- 0.75 Kelly Guard, Kelowna, 2004
1.58 Adam Dennis, London, 2005
1.67 Richard Brodeur, Cornwall, 1972; Trevor Kidd, Spokane, 1991.

Most Minutes Played, Goaltender

- 354 Mike Torchia, Kitchener, 1990 (5 games)

SINGLE GAME

Most Goals

- 5 Bruce Boudreau, Toronto, May 9, 1975 vs. Sherbrooke (Toronto 10, Sherbrooke 4)

Most Assists

- 5 Dan Hodgson, Prince Albert, May 14, 1985 vs. S.S. Marie (Prince Albert 8, S.S. Marie 6)

Most Points

- 6 Joe Contini, Hamilton, May 12, 1976 vs. New Westminster (3 goals, 3 assists; Hamilton 8, New Westminster 4); Guy Rouleau, Hull, (twice) May 10, 1986 vs. Portland (3 goals, 3 assists; Hull 7, Portland 5) and May 16, 1986 vs. Kamloops (2 goal, 4 assists; Hull 9, Kamloops 3); Mike Mathers, Kamloops, May 16, 1992 vs. Seattle (3 goals, 3 assists; Kamloops 8, Seattle 3).

Fastest Opening Goal (first period)

- 0:11 Brian Bellows, Kitchener, May 9, 1982 vs. Portland (Kitchener 9, Portland 2)

Fastest Period Goal (other than first period)

- 0:06 Everett Sanipass, Verdun, May 12, 1985 vs. Sault Ste. Marie, third period (Sault Ste. Marie 6, Verdun 3).

Fastest Overtime Goal

- 0:20 Keith Crowder, Peterborough, May 10, 1978 vs. New Westminster (Peterborough 4, New Westminster 3)

Fastest Two Goals (by one player)

- 0:08 Joe Contini, Hamilton, May 12, 1976 vs. New Westminster, at 8:57 and 9:05, first period (Ham. 8, New West. 4)

Fastest Three Goals (by one player)

- 1:12 Joe Contini, Hamilton, May 12, 1976 vs. New Westminster at 7:53, 8:57 and 9:05, first period.

ONTARIO BASED TEAMS TO WIN THE MEMORIAL CUP

1919 - UNIVERSITY OF TORONTO SCHOOLS

Jack Aggett, Donald Gunn, Steve Greay, Don Jeffrey, Richard Kearns, Duncan Dunc Munroe, Langton Rowell, Joe Sullivan, W.R. Baker (manager), Frank Carroll (coach).

1920 - TORONTO CANOE CLUB PADDLERS

Harold Applegath, Billy Burch, Lionel Conacher, Sydney Hueston, Cyril J. Kelly, Francis McCurry, John A. Mollenhauer, Frank Moore, Wilfred White, Roy Worters, Cyril Reid (manager), Dick Carroll (coach).

1924 - OWEN SOUND GREYS

James "Butch" Cain, George Elliott, Bev Flarity, Ted Graham, Mel "Butch" Keeling, H. Silverthorne, Headley Smith, Ralph "Cooney" Weiland, E. "Shorty" Wright, Jim Jamieson (manager), E.T. Hicks (coach).

1927 - OWEN SOUND GREYS

Johnny "Red" Beattie, Benny Grant, John Grant, Martin Lauder, Jack Markle, Harold "Shrimp" McDougall, Alvin Moore, Hillis "Paddy" Paddon, H. Smith, A. Bennett (manager), Father J. Spratt and Bill Hancock (coach).

1929 - TORONTO MARLBOROS

Eddie Convey, Charlie Conacher, Clarence Christie, Jim Darragh, Bob Gamble, Max Hackett, "Red" Horner, Harvey "Busher" Jackson, Alex Levinsky, Alf Moore, Laurie Moore, Harry Montgomery, Ellis Pringle, Frank Selke (coach).

1932 - SUDBURY CUB WOLVES

Max Bennett, Hector "Toe" Blake, Gordon Caswell, Maurice Dabous, Peter Fenton, Ivan Fraser, Gordon Grant, Anthony Healey, Adelaar LaFrance, Jr., Larry LaFrance, Jack McInnes, Bob McInnes, Redmond "Red" Porter-capt., A.J. Powell, Don Price, Dalton "Nakena" Smith, Max Silverman (manager), Sam Rothschild (coach).

1933 - NEWMARKET REDMEN

Tod "Silver" Doran, Ran Forder, Frank "Chief" Huggins, Regis "Pep" Kelly, Norm Mann, Aubrey Marshall, "Red" McArthur, M. Ogilvie, Jimmy Parr, Howard Peterson, "Gar" Preston, Melville "Sparky" Vial-capt., Don Wilson, Stan Smith (manager), Bill Hancock (coach).

1934 - TORONTO ST. MICHAEL'S COLLEGE

John Acheson, Frank Bauer, Bobby Bauer, J.J. Burke, Clarence "Mickey" Drouillard, Reg Hamilton, John Hamilton, Art Jackson, Regis "Pep" Kelly, Nick Metz, Leo McLean, Harvey Teno, Don Willson, J.J. Timmons (manager), Dr. W.J. LaFlamme (coach).

1936 - WEST TORONTO REDMEN NATIONALS

Bert Conacher, Roy Conacher, Johnny "Bucky" Crawford, D. Fritz, Carl Gamble, Fred "Ginger" Hall, Robert "Red" Heron, Bill Jennings, Bob Laurent, F. Murray, Johnny "Peannu" O'Flaherty, Ted Robertson, Gord Shill, Bill Thompson, Harold Ballard (manager), Clarence "Hap" Day (coach).

1939 - OSHAWA GENERALS

Les Colvin, Don Daniels, Joe Delmonte, Jim Drummond, Gerry Kinsella, Nick Knott, Jud McAtee, Norm McAtee, Dinny McManus, Gar Peters, Roy Sawyer, Orville Smith, George "Nig" Ritchie, Billy Taylor-capt., Matt Leyden (manager), Tracy Shaw (coach).

1940 - OSHAWA GENERALS

Don Daniels, Frank Eddolls, Jack Hewson, Bud Hellyer, Nick Knott, Jud McAtee-capt., Norm McAtee, Dinny McManus, Gar Peters, George "Nig" Ritchie, Roy Sawyer, Orville Smith, Doug Turner, Ron Wilson, Wally Wilson, Matt Leyden (manager), Tracy Shaw (coach).

1944 - OSHAWA GENERALS

Bill Barker, Don Batten, Dave Bauer, Harvey Bennett, Johnny Chenier, Floyd Curry, Bob Dawes, Bill Ezinicki, Ted Lindsay, Bobby Love, Johnny Marois, Murdie McMillan, Gus Morrison, Bob Porter, Bert Shewchuck, Ken Smith, Jack Taggart, Matt Leyden (manager), Charlie Conacher (coach).

1945 - TORONTO ST. MICHAELS COLLEGE

John Arundel, John Blute, Pat Boehmer, Les Costello, Leo Gravell, Bob Gray, Johnny McCormack, Ted McLean, Jim Morrison, Gus Morrison, Bobby Paul, Joe Sadler, Phil Samis, Tad Sloan, Jimmy Thompson, Frank Turik, J. Frezell (manager), Joe Primeau (coach).

1947 - TORONTO ST. MICHAEL'S COLLEGE

Les Costello, Ray Hannigan, Ed Harrison, Howard Harvey, Len "Red" Kelly, Fleming Mackell, John McLellan, Clare Malone, Rudy Migay, Bobby Paul, 184

Harry Psutka, Ed Sandford, John Williams, Warren Winslow, Benny Wait, Joe Primeau (coach).

1951 - BARRIE FLYERS

Lionel Barber, Marvin Brewer, Real Chevrefils, Don Emms, Paul Emms, Bill Hagan, Lorne Howes, Leo Labine, Jack McKnight, Doug Mohns, Jim Morrison, Daniel O'Connor, Lloyd Pearsall, George Stanutz, Jerry Toppazzini, Doug Towers, Ralph Willis, Chuck Woods, Jack White, Howard Norris (manager), Leighton "Hap" Emms (coach).

1952 - GUELPH BILTMORE MAD HATTERS

Andy Bathgate, Frank Bettiol, Dan Blair, Ted Brady, Marv Brewer, William Chalmers, Jim Connelly, Lou Fontinato, Aldo Guidolin, Chuck Henderson, Harry Howell, Ken Laufman, Doug Lessor, Bill McCreary, Ron Pirie, Dean Prentice, Ron Murphy, Ron Stewart, Roy Mason (manager), Alf Pike (coach).

1953 - BARRIE FLYERS

Orin Carver, Don Cherry, George Cuculich, Marv Edwards, Bill Harrington, Jack Higgins, Tim Hook, John Martin, Don McKenney, Doug Mohns, Fred Pletsch, Tony Poeta, Allen "Skip" Teal, Ken Robertson, Jim Robertson, Orval Tessier, Larry Thibault, Ralph Willis, Bob White, Howard Norris (manager), Leighton "Hap" Emms (coach).

1954 - ST. CATHARINES TEE PEES

Jack Armstrong, Hugh Barlow, Hank Ciesla, Barry Cullen, Brian Cullen, Nelson Bulloch, Ian Cushman, Marv Edwards, Jack Higgins, Cecil Hoekstra, Pete Kaval, Bob Maxwell, Don McLean, Wimpy Roberts, Reg Truax, Elmer Vasko, Chester Warchol, Rudy Pilous (coach).

1955 - TORONTO MARLBOROS

John Albani, Gary Aldorn, Bob Baun, Ron Casey, Gary Collins, Glenn Cressman, Bob Dadds, Ken Girard, Billy Harris, Gerry James, Ron Kendall, Bill Kennedy, Al MacNeil, Mike Nykoluk, Gord Onatsky, Bob Pulford, Jake Smola, Ross Sneddon, Stafford Smythe (manager), Walter "Turk" Broda (coach).

1956 - TORONTO MARLBOROS

Bob Baun, Wally Boyer, Carl Brewer, Len Broderick, Stan Buda, Charlie Burns, Ron Casey, Gary Collins, Jim Crockett, Ron Farnheld, Ken Girard, Gord Houghton, Bill Kennedy, Al MacNeil, Jim Murchie, Harry Neale, Bob Nevin, Bob Pulford, Stafford Smythe (manager), Walter "Turk" Broda (coach).

1958 - OTTAWA-HULL CANADIENS

Jon Annable, Ralph Backstrom, Jacques Begin, Bob Boucher, Bill Carter, Claude Cyr, Dick Dawson, Claude Fournel, Bruce Gamble, Terry Gray, John Longarini, Nick Murray, Bob Olajos, Claude Richard, Bob Rousseau, Claude Reel, Andre Tardif, Gilles Tremblay, Jean C. Tremblay, Harold White, Sam Pullock (manager), Scotty Bowman (coach).

1960 - ST. CATHARINES TEEPEES

Pete Berge, John Brennehan, Larry Burns, Pete Creco, Roger Crozier, Ray Cullen, Don Grosso, Vic Hatfield, Murray Hall, Duke Harris, Bill Ives, Carlo Longarini, Chico Maki, Terry McGuire, Rich Predovich, Pete Riddle, Doug Robinson, Bill Speer, Rudy Pilous (Manager), Max Kaminsky (Coach).

1961 - ST. MICHAEL'S MAJORS

Arnold Brown, Andre Champagne, Gerry Cheevers, Jack Cole, Paul Conlin, Terry Clancy, Bruce Draper, Dave Draper, Dave Dryden, Roger Galipeau, Paul Jackson, Larry Keenan, Duncan MacDonald, Bill MacMillan, Barry McKenzie, Peter Noakes, Terry O'Malley, Sonny Osborne, Brian Walsh, Father David Bauer (Manager, Coach).

1962 - HAMILTON RED WINGS

John "Bud" Blom, Joe Bujdos, Bryan Campbell, Bob Dean, John Gofton, Bob Hamilton, Ron Harris, Larry Harrop, Earl Heiskala, Paul Henderson, Roger LaFreniere, Lowell MacDonald, Hubert "Pit" Martin, Jim Peters, Wayne Rivers, Bob Wall, Jack Wildford, Larry Zilioito, Eddie Bush (coach).

1964 - TORONTO MARLBOROS

Wayne Carleton, Andre Champagne, Jack Chipease, Gary Dineen, Ray Dupont, Ron Ellis, Nick Harbaruk, Bill Henderson, Paul Laurent, Jim McKenny, Grant Moore, Rod Sealing, Bri Selby, Gary Smith, Peter Stenkowski, Mike Walton, Barry Watson, Ray Winterstein, Buck Houle (manager), Jim Gregory (coach).

1965 - NIAGARA FALLS FLYERS

Guy Allen, John Arbour, Steve Atkinson, Brian Bradley, Bud Debrody, Bill

Goldsworthy, Andre Lajeunesse, Rick Ley, Jim Lorentz, Don Marcotte, Gilles Marotte, Rosaire Paiement, Bernard Parent, Jean Pronovost, Bobby Ring, Derek Sanderson, Mike Sherman, Ted Snell, Barry Wilkins, Dave Woodley, Leighton "Hap" Emms (manager) Bill Long (coach).

1967 - TORONTO MARLBOROS

Doug Acomb, Fred Barrett, Richie Bayes, Jim Blain, Mike Byers, Terry Caffery, Cam Crosby, Gerald Davies, Gary Edwards, Chris Evans, Brian Glennie, Frank Hamill, Ken Kelly, Steve King, Tom Martin, Gerry Meehan, Cam Newton, Al Osborne, Brad Park, Mike Pelyk, Bob Whidden, John Wright, Jim Gregory (GM), Gus Bodnar (coach).

1968 - NIAGARA FALLS FLYERS

Steve Atkinson, Doug Brindley, Russ Frieson, Karl Haggarty, Doug Keeler, Mike Keeler, Rick Ley, Dan Makey, Phil Myre, Jim Notman, Phil Roberto, Ron Schwindt, Brad Selwood, Garry Swain, Don Tannahill, Dave Tataryn, Rick Thompson, Ross Webley, Tom Webster, Leighton "Hap" Emms (manager), Paul Emms (coach).

1972 - CORNWALL ROYALS

Robbie Bingley, Yvon Blais, Brian Bowles, Richard Brodeur, Stuart Davison, Robert Geoffrion, Dan Lupenette, Blair MacDonald, Tony McCarthy, Brian McCullough, Dave Johnson, Bob Murray, John Nark, Michel Renaud, Al Sims, Ron Smith, Gerry Teeple, Kevin Tracey, Pierre Viau, John Wensink, Tom Wynne, Jim Larin (GM), Orval Tessier (coach).

1973 - TORONTO MARLBOROS

Paulin Boredeau, Bruce Boudreau, Jim Clarke, Bob Dailey, Dick Declue, Kevin Devine, Wayne Dillon, Tom Edu, Dan Glugosh, Glenn Goldup, Geoff Green, Mark Howe, Marty Howe, John Hughes, Peter Marrin, Kevin Neville, Dennis Orwchar, Mike Palmateer, Brad Winton, Jeff Woodyatt, Frank Bonello (GM), George Armstrong (coach).

1975 - TORONTO MARLBOROS

John Anderson, Steve Bosco, Bruce Boudreau, Al Cameron, Gary Carr, Craig Crawford, Brian Crichton, Steve Harrison, Trevor Johansen, Bernie Johnston, Lynn Jorgenson, Mike Kaszycki, Jim Kirkpatrick, Mike Kitchen, Mike McEwen, Mark Murphy, Mark Napier, Ed Saffrey, John Smrke, Bill Wells, Ron Wilson, Frank Bonello (GM), George Armstrong (coach)

1976 - HAMILTON FLYERS

Joe Cantini, Mike Fedorko, Steve Hazlett, Cal Herd, Denis Houle, Willie Huber, Al Jensen, Mike Keating, Archie King, Joe Kowal, Mark Locken, Ted Long, Dale McCourt, Bob Mierkalski, Mark Perras, Bill Reilly, Ron Roscoe, Alan Secord, Ric Seiling, Danny Shearer, Ed Smith, Rob Street, Sean Sullivan, Dave Draper (GM), Bert Templeton (coach).

1979 - PETERBOROUGH PETES

Bob Atwell, Dave Beckon, Terry Bovair, Carmine Cirella, Keith Crowder, Ken Elacott, Dave Fenyves, Larry Floyd, Bill Gardner, Chris Halyk, Anssi Melamelso, Larry Murphy, Mark Reeds, Brad Ryder, Stuart Smith, Greg Theberge, Tim Trimper, Jim Wiemer, Gary Green (GM/coach).

1980 - CORNWALL ROYALS

Scott Arniel, Fred Arthur, Fred Boimistruck, Dan Brown, Newell Brown, Mike Corrigan, Marc Crawford, Gilles Crépeau, Dan Daoust, Dave Ezard, Tom Graovac, Craig Halliday, Pat Haramis, Dale Hawerchuk, Pat Heramis, Bobby Hull Jr., Pat O'Kane, Robert Savard, Ron Scott, Ron Willard, Dan Zavarise, Doug Carpenter (coach).

1981 - CORNWALL ROYALS

Scott Arniel, Fred Arthur, Fred Boimistruck, Eric Calder, Marc Crawford, Gilles Crépeau, Jeff Eatough, Dan Frawley, Tom Graovac, Doug Gilmour, Craig Halliday, Dale Hawerchuk, John Kirk, Marc Lalonde, Joe Mantione, Corrado Malacof, Sandy Mitchell, Stephen Molaski, Gérard Peltier, Roy Russell, Robert Savard, Bob Kilger (coach).

1982 - KITCHENER RANGERS

Brian Bellows, Darryl Boudreau, Kevin Casey, Louis Crawford, Mike Eagles, Mike Hough, Jeff Larmer, Joel Levesque, Al MacInnis, Grant Martin, Mario Michielli, Mike Moher, Dave Nicholls, Jim Ralph, Robert Savard, Brad Schnurr, Dave Shaw, Scott Stevens, John Tucker, Wendell Young, Joe Crozier (GM/coach).

1984 - OTTAWA 67'S

Richard Adolph, Bill Bennett, Bruce Cassidy, Todd Clarke, Greg Coram, Adam Creighton, Bob Giffin, Scott Hammond, John Hanna, Tim Helmer, Mike James, Steve Hryniewicz, Don McLaren, Roy Myllari, Darren Pang, Mark Paterson,

Phil Patterson, Gary Roberts, Darcy Roy, Brad Shaw, Steve Simoni, Brian Kilrea (GM/coach).

1986 - GUELPH PLATERS

Rob Arabski, Paul Brydges, Steve Chiasson, Luciano Faggioli, Rob Graham, Steve Guenette, Brian Hayton, Andy Helmuth, Gerry Huffman, Paul Kelly, Denis Laroque, Lonnie Loach, Bill Loshaw, Allan MacIsaac, Jamie McKinley, John McIntyre, Keith Miller, Mike Murray, Tom Nickolau, Gary Roberts, Luc Sabourin, Marc Touret, Robert Holody (GM), Jacques Martin (coach)

1990 - OSHAWA GENERALS

Bill Armstrong, Cory Banika, Fred Brathwaite, Joe Busillo, Kevin Butt, Clair Cornish, David Craievich, Mike Craig, Dale Craigwell, Jean-Paul Davis, Mark Deazley, Craig Donaldson, Iain Fraser, Brent Grieve, Brian Grieve, Matt Hoffman, Scott Hollis, Eric Lindros, Scott Luik, Trevor McIvor, Paul O'Hagan, Wade Simpson, Jarrod Skalde, Frank Jay (Dir. of Hockey Ops), Rick Coracchia (Coach)

1993 - SAULT STE. MARIE GREYHOUNDS

Drew Bannister, Brad Baber, Dan Cloutier, Sean Gagnon, Aaron Gavey, Wade Gibson, Kiley Hill, Kevin Hodson, Ralph Intraruovo, Rick Kowalsky, Tom MacDonald, Neal Martin, Mark Matier, David Matsos, Jodi Murphy, Perry Pappas, Donald Pastynski, Chad Penney, Jarret Reid, Gary Roach, Steve Sullivan, Jeff Toms, Dan Tanevski, Briane Thompson, Joe Van Volsen, Sherwood Bassin (Dir. of Ops.), Ted Nolan (Coach)

1999 - OTTAWA 67'S

Henric Alfredsson, Dallas Ashford, Mark Bell, Nick Boynton, Brian Campbell, Chris Cava, Justin Davis, Miguel Delisle, Lance Galbraith, Ben Gustavson, Ian Jacobs, Zeno Knapka, Seamus Kotyck, Jeff MacLean, Luke Sellars, Levente Szuper, Joe Talbot, Dan Tessier, Dan Tudin, Jeremy Van Hoof, Jon Zion, Matt Zultek, Brian Kilrea (GM/coach)

2003 - KITCHENER RANGERS

Andre Benoit, Jesse Boucher, Gregory Campbell, David Clarkson, Scott Dickie, Carlo DiKienzo, Nick Duff, T.J. Eason, Steve Eminger, Matt Grennier, George Halkidis, Thomas Harrison, Kevin Hurley, Petr Kanko, Matt Manias, Rafal Martynowski, Chad McCaffrey, Paul McFarland, Evan McGrath, Nathan O'Nabigon, Mike Richards, Derek Roy, Marcus Smith, Peter DeBoer (Coach/GM)

2005 - LONDON KNIGHTS

Josh Beaulieu, David Bolland, Gerald Coleman, Adam Dennis, Robbie Drummond, Steve Ferry, Jordan Foreman, Danny Fritsche, Daniel Girard, Dylan Hunter, Trevor Kell, Drew Larnam, Ryan Martinelli, Matt McCready, Marc Methot, Adam Perry, Corey Perry, Brandon Prout, Frank Rediker, Harrison Reed, Bryan Rodney, Robbie Schremp, Danny Syvret, Kelly Thomson, Jeff Whitfield, Mark Hunter (GM), Dale Hunter (Coach)

2009 - WINDSOR SPITFIRES

Jesse Blacker, Mark Cundari, Ryan Ellis, Andrew Engelage, Richard Greenop, Taylor Hall, Adam Henrique, Rob Kwiet, Andrei Loktionov, Lane MacDermid, Dale Mitchell, Greg Nemisz, Conor O'Donnell, Justin Shugg, Ben Shurton, Scott Timmins, Josh Unice, Adam Wallace, Austin Watson, Eric Wellwood, Harry Young, Warren Rychel (GM), Bob Boughner (Coach)

2010 - WINDSOR SPITFIRES

Marc Cantin, Mark Cundari, Craig Duinick, Ryan Ellis, Cam Fowler, Philipp Grubauer, Taylor Hall, Adam Henrique, Stephen Johnston, Zack Kassian, Derek Lanoue, Dale Mitchell, Greg Nemisz, Troy Pasingham, Saverio Posa, Kenny Ryan, Justin Shugg, Scott Timmins, Adam Wallace, Eric Wellwood, James Woodcroft, Harry Young, Warren Rychel (GM), Bob Boughner (Coach)

2015 - OSHAWA GENERALS

Ken Appleby, Jeremy Brodeur, Josh Brown, Chris Carlisle, Cole Cassels, Anthony Cirelli, Michael Dal Colle, Stephen Desrocher, Sam Harding, Sonny Hertzberg, Kenny Huether, Bradley Latour, Tobias Lindberg, Joe Manchurek, Michael McCarron, Dakota Mermis, Matt Mistele, Brent Pedersen, Will Petschenig, Hunter Smith, Stephen Templeton, Michael Turner, Mitchell Vande Sompel, Aidan Wallace, Roger Hunt (GM), D.J. Smith (Coach)

2016 - LONDON KNIGHTS

Aaron Berisha, Daniel Bernhardt, Evan Bouchard, Brendan Burke, Brandon Crawford, Christian Dvorak, Jacob Graves, Chad Hefferman, Aidan Jamieson, Max Jones, Olli Juolevi, Owen MacDonald, Mitch Marner, Chris Martenet, Nicolas Mattinen, Victor Mete, Tyler Parsons, JJ Piccinini, Cliff Pu, Kole Sherwood, Robert Thomas, Matthew Tkachuk, Chandler Yakimowicz, Dale Hunter (coach), Basil McEwen (GM)

2016 NHL DRAFT

48 OHL players were selected in the seven rounds of the 2016 NHL Draft held this weekend at First Niagara Center in Buffalo, representing over 22% of the 211 players selected by all 30 NHL clubs.

The 48 OHL players selected ties the OHL modern draft record set in 2012, the league's highest total since 1999 when 52 players were chosen in the nine-round draft process.

The 48 selections includes nine first round picks led by the London Knights' back-to-back duo of Olli Juolevi (Vancouver, 5th overall) and Matthew Tkachuk (Calgary, 6th overall). The Knights and Windsor Spitfires each produced three first round selections, marking the first time in modern draft history that two OHL teams have accomplished the feat. The Sarnia Sting continued their run of success at the NHL Draft, producing a first round pick for the third straight year, the longest active streak of any team in the Canadian Hockey League.

ONTARIO HOCKEY LEAGUE PLAYERS SELECTED IN THE 2016 NHL DRAFT

FIRST ROUND (9 OHL PLAYERS):

5. Olli Juolevi (London Knights)—Vancouver Canucks
6. Matthew Tkachuk (London Knights)—Calgary Flames
8. Alexander Nylander (Mississauga Steelheads)—Buffalo Sabres
9. Mikhail Sergachev (Windsor Spitfires)—Montreal Canadiens
11. Logan Brown (Windsor Spitfires)—Ottawa Senators
12. Michael McLeod (Mississauga Steelheads)—New Jersey Devils
16. Jakob Chychrun (Sarnia Sting)—Arizona Coyotes
18. Logan Stanley (Windsor Spitfires)—Winnipeg Jets
24. Max Jones (London Knights)—Anaheim Ducks

SECOND ROUND (8 OHL PLAYERS):


35. Jordan Kyrou (Sarnia Sting)—St. Louis Blues
38. Adam Mascherin (Kitchener Rangers)—Florida Panthers
39. Alex DeBrincat (Erie Otters)—Chicago Blackhawks
41. Nathan Bastian (Mississauga Steelheads)—New Jersey Devils
44. Boris Katchouk (Sault Ste. Marie Greyhounds)—Tampa Bay Lightning
46. Givani Smith (Guelph Storm)—Detroit Red Wings
54. Tyler Parsons (London Knights)—Calgary Flames
58. Taylor Raddysh (Erie Otters)—Tampa Bay Lightning

THIRD ROUND (6 OHL PLAYERS):


63. Markus Niemelainen (Saginaw Spirit)—Edmonton Oilers
68. Cam Dineen (North Bay Battalion)—Arizona Coyotes
69. Cliff Pu (London Knights)—Buffalo Sabres
70. Will Bitten (Flint Firebirds)—Montreal Canadiens
77. Connor Hall (Kitchener Rangers)—Pittsburgh Penguins
81. Sean Day (Mississauga Steelheads)—New York Rangers

FOURTH ROUND (7 OHL PLAYERS):

93. Jack Kopacka (Sault Ste. Marie Greyhounds)—Anaheim Ducks
94. Jonathan Ang (Peterborough Petes)—Florida Panthers
100. Victor Mete (London Knights)—Montreal Canadiens
101. Keaton Middleton (Saginaw Spirit)—Toronto Maple Leafs
105. Evan Cormier (Saginaw Spirit)—New Jersey Devils
109. Connor Bunnaman (Kitchener Rangers)—Philadelphia Flyers
114. Riley Stillman (Oshawa Generals)—Florida Panthers




OLLI JUOLEVI



MATTHEW TKACHUK



ALEXANDER NYLANDER



MIKHAIL SERGACHEV

FIFTH ROUND (7 OHL PLAYERS):


- 123. Dylan Wells (Peterborough Petes) — Edmonton Oilers
- 134. Jeremy Helvig (Kingston Frontenacs) — Carolina Hurricanes
- 137. Jordan Sambrook (Erie Otters) — Detroit Red Wings
- 140. Cole Candella (Hamilton Bulldogs) — Vancouver Canucks
- 141. Tim Gettinger (Sault Ste. Marie Greyhounds) — New York Rangers
- 146. Nicholas Caamano (Flint Firebirds) — Dallas Stars
- 148. Christopher Paquette (Niagara IceDogs) — Tampa Bay Lightning

SIXTH ROUND (5 OHL PLAYERS):


- 160. Michael Pezzetta (Sudbury Wolves) — Montreal Canadiens
- 164. Noah Carroll (Guelph Storm) — Carolina Hurricanes
- 172. Anthony Salinitri (Sarnia Sting) — Philadelphia Flyers
- 179. Nicolas Mattinen (London Knights) — Toronto Maple Leafs
- 180. Mark Shoemaker (North Bay Battalion) — San Jose Sharks

SEVENTH ROUND (6 OHL PLAYERS):

- 186. Stepan Falkovsky (Ottawa 67's) — Calgary Flames
- 189. Austin Osmanski (Mississauga Steelheads) — Buffalo Sabres
- 191. Travis Barron (Ottawa 67's) — Colorado Avalanche
- 194. Brett McKenzie (North Bay Battalion) — Vancouver Canucks
- 196. Dmitry Sokolov (Sudbury Wolves) — Minnesota Wild
- 202. Jacob Friend (Owen Sound Attack) — Los Angeles Kings




LOGAN BROWN




MICHAEL MCLEOD



JAKOB CHYCKRU



LOGAN STANLEY



MAX JONES



NHL HONOUR ROLL

Thirty per cent of players on National Hockey League active rosters come from the Ontario Hockey League. The following are the OHL graduates who played at least one game in the NHL in the 2015-16 season. Players are listed with the OHL club that they graduated from.

BARRIE COLTS

PLAYER	NHL TEAM	GRADUATED
Andreas Athanasiou	Detroit	2014
Joseph Blandisi	New Jersey	2015
T.J. Brodie	Calgary	2010
Kyle Clifford	Los Angeles	2010
Rich Clune	Toronto	2007
B.J. Crombeen	Arizona	2005
Aaron Ekblad	Florida	2014
Bryan Little	Winnipeg	2007
Tanner Pearson	Los Angeles	2013
Alex Pietrangolo	St. Louis	2010
Zac Rinaldo	Boston	2010
Mark Scheifele	Winnipeg	2013
Mike Weber	Washington	2007

ERIE OTTERS

Michael Blunden	Tampa Bay	2006
Brad Boyes	Toronto	2002
Connor Brown	Toronto	2014
Andre Burakovsky	Washington	2014
Carlo Colaiacovo	Buffalo	2003
Brendan Gaunce	Vancouver	2014
Luke Gazdic	Edmonton	2009
Connor McDavid	Edmonton	2015
Ryan O'Reilly	Buffalo	2009
Adam Pelech	N.Y. Islanders	2014
Philip Varone	Ottawa	2011

FLINT FIREBIRDS

Jared Boll	Columbus	2007
Ryan Hartman	Chicago	2014
Michal Jordan	Carolina	2010
David Legwand	Buffalo	1999
J.T. Miller	N.Y. Rangers	2012
John Mitchell	Colorado	2005
James Neal	Nashville	2007
Stefan Noesen	Anaheim	2013
Rickard Rakell	Anaheim	2013
Tyler Seguin	Dallas	2010
Tom Sejtito	Pittsburgh	2007
Chris Terry	Carolina	2009
Chris Thorburn	Winnipeg	2003
Stephen Weiss	Detroit	2002
Justin Williams	Washington	2000
Tom Wilson	Washington	2013
James Wisniewski	Carolina	2004

GUELPH STORM

Craig Anderson	Ottawa	2001
Taylor Beck	N.Y. Islanders	2011
Dustin Brown	Los Angeles	2003
Ryan Callahan	Tampa Bay	2006
Jason Dickinson	Dallas	2015
Drew Doughty	Los Angeles	2008
Robby Fabbri	St. Louis	2015
Peter Holland	Toronto	2011
Kevin Klein	N.Y. Rangers	2004
Scott Kosmachuk	Winnipeg	2014
Michael Latta	Washington	2011
Brock McGinn	Carolina	2014
Daniel Paille	N.Y. Rangers	2004
Richard Panik	Chicago	2010
Kerby Rychel	Columbus	2014
Fedor Tyutin	Columbus	2002

HAMILTON BULLDOGS

Matt Beleskey	Boston	2008
Tyler Graovac	Minnesota	2013
Shawn Matthias	Colorado	2008
Jason Spezza	Dallas	2002
Matt Stajan	Calgary	2003
P.K. Subban	Montreal	2009
Eric Tangradi	Detroit	2009

KINGSTON FRONTENACS

PLAYER	NHL TEAM	GRADUATED
Sam Bennett	Calgary	2015
Philipp Grubauer	Washington	2011
Erik Gudbranson	Florida	2011
Chris Stewart	Anaheim	2007

KITCHENER RANGERS

Andre Benoit	St. Louis	2005
Mikkel Boedker	Colorado	2008
Robert Boruzzo	St. Louis	2009
Gregory Campbell	Columbus	2003
David Clarkson	Columbus	2005
Frank Corrado	Toronto	2013
Steve Downie	Arizona	2007
John Gibson	Anaheim	2013
Matt Halischuk	Winnipeg	2008
Jakub Kindl	Florida	2007
Gabriel Landeskog	Colorado	2011
Josh Leivo	Toronto	2013
Steve Mason	Philadelphia	2008
John Moore	New Jersey	2010
Ryan Murphy	Carolina	2013
Matt Puempel	Ottawa	2013
Tyler Randall	Boston	2012
Mike Richards	Washington	2005
Tobias Rieder	Arizona	2013
Jeff Skinner	Carolina	2010
Nick Spaling	San Jose	2008
Yannick Weber	Vancouver	2008

LONDON KNIGHTS

Josh Anderson	Columbus	2014
David Bolland	Florida	2006
John Carlson	Washington	2009
Michael Del Zotto	Philadelphia	2009
Max Domi	Arizona	2015
Sam Gagner	Philadelphia	2007
Dan Girardi	N.Y. Rangers	2005
Seth Griffith	Boston	2013
Scott Harrington	Toronto	2013
Bo Horvat	Vancouver	2014
Michael Hutchinson	Winnipeg	2010
Nazem Kadri	Toronto	2010
Patrick Kane	Chicago	2007
Patrick Maroon	Edmonton	2008
Olli Maatta	Pittsburgh	2013
Greg McKegg	Florida	2012
Marc Methot	Ottawa	2005
Vladislav Namestnikov	Tampa Bay	2012
Rick Nash	N.Y. Rangers	2002
Corey Perry	Anaheim	2005
Brandon Prust	Vancouver	2005
John Tavares	N.Y. Islanders	2009
Chris Tierney	San Jose	2014
Jarrod Tinordi	Arizona	2012
Austin Watson	Nashville	2012

Dennis Wideman	Calgary	2004
Nikita Zadorov	Colorado	2014

MISSISSAUGA STEELHEADS

PLAYER	NHL TEAM	GRADUATED
Casey Cizikas	N.Y. Islanders	2011
Dylan DeMelo	San Jose	2013
Michel Haley	San Jose	2007
Stuart Percy	Toronto	2013
Devante Smith-Pelly	New Jersey	2011

NIAGARA ICEDOGS

Andrew Agozzino	Colorado	2012
Dougie Hamilton	Calgary	2012
Freddie Hamilton	Calgary	2012
Tom Kuhnackl	Pittsburgh	2012
Jamie Oleksiak	Dallas	2012
Kyle Quincey	Detroit	2005
Brett Ritchie	Dallas	2013
Ryan Strome	N.Y. Islanders	2013

NORTH BAY BATTALION

Brent Burns	San Jose	2003
Sam Carrick	Toronto	2012
Matt Duchene	Colorado	2009
Barclay Goodrow	San Jose	2014
Cody Hodgson	Nashville	2010
Jay McClement	Carolina	2003
Nick Paul	Ottawa	2015
Anthony Peluso	Winnipeg	2009

OSHAWA GENERALS

Andy Andreoff	Los Angeles	2012
Cal Clutterbuck	N.Y. Islanders	2007
Calvin de Haan	N.Y. Islanders	2011
Boone Jenner	Columbus	2013
Scott Laughton	Philadelphia	2014
Lucas Lessio	Montreal	2013
Tobias Lindberg	Toronto	2015
Michal Neuvirth	Philadelphia	2008
Christian Thomas	Arizona	2012

OTTAWA 67's

Brian Campbell	Florida	1999
Logan Couture	San Jose	2009
Jamie McGinn	Anaheim	2008
Tye McGinn	Tampa Bay	2008
Sean Monahan	Calgary	2013
Petr Mrazek	Detroit	2012
Shane Prince	N.Y. Islanders	2012
Tyler Toffoli	Los Angeles	2012

OWEN SOUND ATTACK

Mike Angelidis	Tampa Bay	2006
Chris Bigras	Colorado	2015
Cody Ceci	Ottawa	2013
Trevor Lewis	Los Angeles	2006
Mark Giordano	Calgary	2004
Brad Richardson	Arizona	2005
Bobby Ryan	Ottawa	2007
Andrej Sekera	Edmonton	2006
Andrew Shaw	Chicago	2011
Joel Ward	San Jose	2001
Garrett Wilson	Florida	2011

PETERBOROUGH PETES

PLAYER	NHL TEAM	GRADUATED
Zach Bogosian	Buffalo	2008
Eric Staal	Carolina	2003
Jordan Staal	Carolina	2006
Shawn Thornton	Florida	1997

SAGINAW SPIRIT

PLAYER	NHL TEAM	GRADUATED
Ben Chiarot	Winnipeg	2011
Chris Neil	Ottawa	1999
Dalton Prout	Columbus	2011
Brandon Saad	Columbus	2011
Vincent Trocheck	Florida	2013

SARNIA STING

Reid Boucher	New Jersey	2013
Eric Boulton	N.Y. Islanders	1996
Alex Galchenyuk	Montreal	2012
Nikolay Goldobin	San Jose	2014
Matt Martin	N.Y. Islanders	2009
Cannor Murphy	Arizona	2013
Ryan Spooner	Boston	2012
Steven Stamkos	Tampa Bay	2008
Nail Yakupov	Edmonton	2012
Pavel Zacha	New Jersey	2016

SAULT STE. MARIE GREYHOUNDS

Jeff Carter	Los Angeles	2005
Nick Cousins	Philadelphia	2013
Trevor Daley	Pittsburgh	2003
Andrew Desjardins	Chicago	2007
Tyler Gaudet	Arizona	2014
Tyler Kennedy	New Jersey	2006
Robin Lehner	Buffalo	2010
Jared McCann	Vancouver	2015
Colin Miller	Boston	2013
Jake Muzzin	Los Angeles	2010
Jordan Nolan	Los Angeles	2010
Darnell Nurse	Edmonton	2015
Nick Ritchie	Anaheim	2015
Wayne Simmonds	Philadelphia	2008
Joe Thornton	San Jose	1997
Jiri Tlustý	New Jersey	2007

SUDBURY WOLVES

Radek Faksa	Dallas	2014
Mike Fisher	Nashville	1999
Marcus Foligno	Buffalo	2011
Nick Foligno	Columbus	2007
Chris Kelly	Boston	2001
Derek MacKenzie	Florida	2001
Adam McQuaid	Boston	2007
Benoit Pouliot	Edmonton	2006
Michael Sgarbossa	Anaheim	2012
Mike Smith	Arizona	2002
Marc Staal	N.Y. Rangers	2007

WINDSOR SPITFIRES

Josh Bailey	N.Y. Islanders	2008
Bryan Bickell	Chicago	2006
Ryan Ellis	Nashville	2011
Cam Fowler	Anaheim	2010
Tim Gleason	Washington	2003
Taylor Hall	Edmonton	2010
Adam Henrique	New Jersey	2010
Zack Kassian	Edmonton	2011
Alexander Khokhlachev	Boston	2013
Slater Koekkoek	Tampa Bay	2014
Steve Ott	St. Louis	2002

OHL COACHING LEADERS

(Ranked in order of most wins)

COACH	TEAM(S)	YEARS	GP	W	L	T	PTS	PCT.
Brian Kilrea	Ottawa	32	2,156	1,193	810	153	2,580	.598
Bert Templeton	Ham, St. C, NF, NB, Bar, Sby	26	1,735	907	680	148	1,963	.566
Larry Mavety	Belleville, Kingston	23	1,458	658	699	101	1,433	.491
Stan Butler *	Oshawa, Brampton, North Bay	20	1,356	648	708	65	1,460	.538
Dale Hunter *	London	15	960	641	319	17	1,347	.702
George Burnett	NF, Gue, Osh, Bely, Ham	20	1,332	636	627	51	1,407	.528
Dick Todd	Peterborough	14	905	558	285	62	1,187	.656
Peter DeBoer	Plymouth, Kitchener	13	878	539	279	60	1,163	.662
Paul Theriault	SSM, Osh, Er	14	889	476	376	37	997	.561
Mike Vellucci	Plymouth	13	826	468	322	36	1,026	.621
Marty Williamson	Barrie, Niagara	12	816	457	350	9	977	.599
Dave MacQueen	Pbo, Er, Sar	15	996	446	489	61	1,011	.508
Bill Long	NF, Ott, Ldn	15	922	439	383	100	978	.530
Eddie Bush	Gue, Ham, Kit	17	893	401	378	114	916	.513
Hap Emms	Barrie, Niagara Falls	15	784	362	355	67	791	.504
Dave Cameron	S.S. Marie, St. Mike's	10	678	361	272	45	793	.585
Wayne Maxner	Wsr, Sby, Ldn	12	733	341	344	48	730	.498
Gary Agnew	London, Kingston	10	664	329	282	53	714	.538
Tom Webster	Windsor, Detroit	9	551	295	216	40	641	.582
Bob Boughner	Windsor	8	544	282	229	33	613	.563
Roger Neilson	Peterborough	10	556	276	185	95	647	.581
Paul Emms	NF, St. Catharines	11	690	251	361	78	580	.420
Terry Crisp	S.S. Marie	6	410	249	149	12	510	.622
Joe McDonnell	Kitchener	8	491	229	217	45	503	.512
Greg Gilbert	Mississauga, Saginaw	8	522	229	231	52	518	.496
Jim Morrison	Kitchener, Kingston	8	496	227	220	49	503	.507
Craig Hartsburg	Guelph, S.S. Marie	6	397	226	132	23	498	.627
Dale Hawerchuk *	Barrie	6	408	220	188	0	462	.566
Rick Cornacchia	Kingston, Oshawa	7	446	217	196	33	467	.524
George Armstrong	Toronto	6	403	205	140	58	468	.581
Bill LaForge	Osh, Ham, NF, Gue	8	433	203	206	24	430	.497

* denotes active coaches



STAN BUTLER



DALE HUNTER



DALE HAWERCHUK

OHL MEDIA POLICIES

CREDENTIALS:

Please forward all credential requests to the Ontario Hockey League office. The following is the policy for issuing CHL/OHL Media credentials:

1. A CHL Media Pass is issued only to media who regularly cover a team at home and/or on the road.
2. The pass is not intended to be a courtesy pass and we ask that your co-operation in applying for passes only for reporters who regularly cover the team.
3. In the case of reporters who cover OHL teams only at home, application for accreditation should be made directly to the team and a team pass will be issued.
4. The Canadian Hockey League has established a strict policy for all photographers gaining admittance to CHL arenas. Prior to being issued a credential, it is necessary for the application form to be completed including the waiver portion. Strobe privileges will only be granted to official league photographers.

ONTARIO HOCKEY LEAGUE SCORES, STATISTICS, AND STANDINGS:

Up to date scores, standings and player statistics can be found online on the official web site of the OHL: www.ontario-hockeyleague.com. Additional media information is available at <http://media.ontariohockeyleague.com/media> while team logos and player photos can be found on the OHL Media ftp site. Contact Paul Krotz pkrotz@chl.ca to obtain ftp site login access.

VISITING MEDIA:

Each Ontario Hockey League member team will provide the visiting print media with a working seat in the press box or equivalent location in addition to each club's broadcast requirements. Visiting media are asked to request working space through the home team in advance of the game.

DRESSING ROOM ACCESS TO PLAYER PERSONNEL:

Game Day/Night - Players will be available for media interviews up until 90 minutes before game time.

Players will be accessible to the media no later than 10 minutes after the conclusion of a game. All persons of the media, appropriately accredited, shall have equal access to player and coach interviews in the dressing room or other team designated interview areas.

Practice sessions - the media shall have access to view all team practice sessions and day of game skates. In the event of a team meeting after a practice session, media access shall be allowed immediately following the conclusion of the meeting.

OHL IMAGES:

OHL Images is a collection of high quality digital photography of Ontario Hockey League teams and players that are available for free use by media covering the OHL. All images are available as a high resolution download and are free to use for editorial purposes only.

To access the OHL images photography collection, please visit www.ohlimages.ca. To download high resolution non-water-marked images, you must register for the site using the "My Account" tab. Once you have registered, please confirm your email address with Aaron Bell, OHL Director of Images (aaron.bell@chl.ca or 613-920-4774).

OHL MEDIA DIRECTORY

David E. Branch, Commissioner
Phone: 416/229-8700 Fax: 416/299-8787
email: dbranch@chl.ca

Ted Baker, Vice President
Phone: 416/299-8700 ext. 227 Fax: 416/299-8787
email: tbaker@chl.ca

Herb Morell, Director of Administration
Phone: 416/299-8700 ext. 225 Fax: 416/299-8787
email: hmorell@chl.ca

BARRIE COLTS
Andrew Cunningham
Phone: 705/737-6587 Fax: 705/721-9709
email: acunningham@barriecolts.com

ERIE OTTERS
Aaron Cooney
Phone: 814/455-7779, x108 Fax: 814/455-0911
email: aaron@ottershockey.com

FLINT FIREBIRDS
Dominic Hennig
Phone: 810/742-2004 Fax: 810/744-2906
email: dominic@flintfirebirds.com

GUELPH STORM
Kyle Cormier
Phone: 519/837-9690, ext. 119 Fax: 519/837-9692
email: kcormier@guelphstorm.com

HAMILTON BULLDOGS
Stew Kernan
Phone: 905/529-8500 Fax: 905/777-2360
email: stew.kernan@hamiltonbulldogs.com

KINGSTON FRONTENACS
Justin Chenier
Phone: 613/542-4042 Fax: 613/542-2834
email: justin@kingstonfrontenacs.com

KITCHENER RANGERS
Alyscia Warner
Phone: 519/576-3700 Fax: 519/576-7571
email: awarner@kitchenerangers.com

LONDON KNIGHTS
Ryan Starr
Phone: 519/681-0800, x6431 Fax: 519/668-7291
email: ryan.starr@londonknights.com

MISSISSAUGA STEELHEADS
Alana Davidson
Phone: 905/502-7788, x 222 Fax: 905/502-0169
email: adavidson@mississaugasteelheads.com

NORTH BAY BATTALION
Scott Walpole
Phone: 705/474-0626
email: swalpole@battalionhockey.com

Paul Krotz, Director of Communications
Phone: 416/299-8700 ext. 320 Fax: 416/299-8787
email: pkrotz@chl.ca

Josh Sweetland, Manager of Communications
Phone: 416/299-8700 ext. 327 Fax: 416/299-8787
email: jsweetland@chl.ca

Aaron Bell, OHL Images
Phone: 613/920-4774
email: aaron.bell@chl.ca

NIAGARA ICEDOGS
Cori Jackson
Phone: 905/687-3641, x 232 Fax: 905/682-9129
email: c.jackson@niagaraicedogs.net

OSHAWA GENERALS
Kodie Richardson
Phone: 905/433-0900, ext. 2232 Fax: 905/433-0868
email: krichardson@oshawagenerals.com

OTTAWA 67'S
Graeme Ivory
Phone: 613/232-6767, ext. 8322 Fax: 613/232-5582
givy@oseg.ca

OWEN SOUND ATTACK
Brent Fisher
Phone: 519/371-7452, x22 Fax: 519/371-7990
email: bfisher@attackhockey.com

PETERBOROUGH PETES
Burton Lee
Phone: 705/743-3681 Fax: 705/743-5497
email: blee@gopetesgo.com

SAGINAW SPIRIT
Joey Battaino
Phone: 989/598-4797 Fax: 989/799-9426
email: jbattaino@saginawspirit.com

SARNIA STING
Dach Hiller
Phone: 519/542-4494, x134 Fax: 519/542-2388
email: dhiller@sarniasting.com

SAULT STE. MARIE GREYHOUNDS
Gerry Liscumb Jr.
Phone: 705/253-5976, x29 Fax: 705/945-9458
email: gerry@soogreyhounds.com

SUDBURY WOLVES
Curtis Hall
Phone: 705/675-3941 Fax: 705/675-7951
email: marketing@sudburywolves.com

WINDSOR SPITFIRES
Dave Ducharme
Phone: 519/254-5000, x 208 Fax: 519/254-9257
email: dducharme@windsorspitfires.com

NATIONAL MEDIA

Sportsnet Phone: 416/332-5600	Fax: 416/332-5629	Broadcast News Phone: 416/364-3172	Fax: 416/364-1325
Sportsnet 360 Phone: 416/977-6787		CTV Phone: 416/332-7100	Fax: 416/299-2273
TSN Phone: 416/384-5000	Fax: 416/384-7281	Global TV Phone: 416/446-5311	Fax: 416/446-5520
National Post Phone: 416/383-2300	Fax: 416/442-2019	Globe and Mail Phone: 416/585-5333	Fax: 416/585-5085
Yahoo! Sports Phone: 416/687-2355		The Hockey News Phone: 416/733-7600	Fax: 416/340-2786
The Canadian Press Phone: 416/507-2154	Neil Davidson Fax: 416/507-0207	CBC TV Phone: 416/205-6523	Fax: 416/205-7396

NEWSPAPERS

Barrie Examiner Phone: 705/726-6537	Gene Pereira Fax: 705/725-7717	Ottawa Sun Phone: 613/697-9983	Tim Baines Fax: 613/739-7687
Erie Times Phone: 814/870-1700	Victor Fernandes Fax: 814/870-1808	Owen Sound Sun-Times Phone: 519/376-2250	William Walker Fax: 519/376-7190
Flint Journal Phone: 810/347-4302	Eric Woodyard	The Peterborough Examiner Phone: 705/745-4641	Mike Davies Fax: 705/743-4581
Hamilton Spectator Phone: 905/526-3420	Teri Pecoskie	Saginaw News Phone: 989/372-2439	Cory Butzin Fax: 989/752-3115
The Whig-Standard (Kingston) Phone: 613/530-4123	Doug Graham Fax: 613/530-4127	Sarnia Observer Phone: 519/344-2112 x 2251	Terry Bridge Fax: 519/332-2951
The Record (Kitchener - Waterloo) Phone: 519/895-5619	Josh Brown Fax: 519/894-3829	The Sault Star Phone: 705/759-3030	Peter Ruicci Fax: 705/759-0102
London Free Press Phone: 519/268-7056	Ryan Pyette/Morris Dalla Costa Fax: 519/667-4528	St. Catharines Standard Phone: 905/684-7251 x 295	Bernie Puchalski Fax: 905/684-6032
Mississauga News Phone: 905/273-8111	Ian Colpitts Fax: 905/277-0146	Sudbury Star Phone: 705/674-5271	Bruce Heidman Fax: 705/674-0624
North Bay Nugget Phone: 705/472-3200	Dave Dale Fax: 705/472-1438	Toronto Star Phone: 416/945-8647	Kevin McGran Fax: 416/869-3999
Northern Life Phone: 705/673-5667	Mike Gentili Fax: 705/673-4652	Toronto Sun Phone: 416/947-2266	Terry Koshan Fax: 416/947-2454
Oshawa This Week Phone: 905/579-4400	Brian McNair Fax: 905/579-1809	Le Voyageur Phone: 705/673-3377 x6210	Eric Boutillier Fax: 705/673-5854
The Ottawa Citizen Phone: 613-726-5961	Gord Holder Fax: 613/596-8430	Windsor Star Phone: 519/982-5731	Jim Parker Fax: 519/255-5515

RADIO & T.V.

WFNN 1330 (Erie) Phone: 814/461-1000	Fax: 814/461-1500	Extra 90.5 FM (Peterborough) Phone: 705/874-0905	Graham Elliott Fax: 705/742-7708
1330 WTRX (Flint) Phone: 248/880-2599	Ed Leick	FMTalk 100.5 (Saginaw)	
CJOY/CIMS FM (Guelph) Phone: 519/824-7000	Larry Mellott Fax: 519/824-4118	1070 CHOK Radio (Sarnia) Phone: 519/541-6397	Leigh Cunningham Fax: 519/542-3585
TSN 1150 (Hamilton)		Rock 101 (S.S. Marie) Phone: 705/759-9193	Mark SanAngelo Fax: 705/632-4411
88.7 MYFM (Kingston) Phone: 613/354-4554	Jim Gilchrist Fax: 613/354-3661	CKTB 610 (St. Catharines) Phone: 905/684-1174	Ted Lehman
CKGL/CHYM Radio (Kitchener) Phone: 519/743-2611	Mike Farwell Fax: 519/743-9025	KFM 95.5 (Sudbury) Phone: 705/674-2585	Fax: 705/688-1081
AM980 (London)	Jim Van Horne/Mike Stubbs	The FAN 590 AM (Toronto) Phone: 416/485-6397	Roger Lajoie Fax: 416/486-2666
CKAT Radio (North Bay) Phone: 705/474-2310	Bob Coles	CKLW Radio (Windsor) Phone: 519/258-6222	Steve Bell Fax: 519/258-0182
CFRA Team 1200 (Ottawa) Phone: 613/738-2372	AJ Jakubec Fax: 613/789-6397	Rogers TV TVCogeco Eastlink Show Television Cable 14 OHL Live	www.rogerstv.com www.tvcogeco.com www.eastlink.ca www.show.ca www.cable14.com www.ohlive.com
Bayshore Broadcasting (Owen Sound) Phone: 519/376-2030	Fred Wallace Fax: 519/371-9683		

2016-17 OHL SCHEDULE

Wed. Sep. 21 Saginaw London	at Flint Sarnia	7:00 7:05	Thu. Oct. 13 Owen Sound Sarnia Hamilton S.S. Marie Flint	at Barrie Niagara North Bay Peterborough Windsor	7:30 7:00 7:00 7:05 7:05	Wed. Nov. 2 Guelph Barrie Kitchener	at Erie Owen Sound Sarnia	11:00 7:00 7:05
Thu. Sep. 22 Ottawa Erie	at Peterborough Windsor	7:05 7:05	Fri. Oct. 14 Mississauga Erie S.S. Marie Windsor Peterborough Hamilton	at Flint Guelph Kingston Kitchener London Oshawa Sarnia Sudbury	7:00 7:30 7:00 7:30 7:30 7:35 7:00	Thu. Nov. 3 Hamilton Kingston Saginaw	at Niagara North Bay Peterborough Windsor	7:00 7:00 7:05 7:05
Fri. Sep. 23 Saginaw Barrie Flint Erie Hamilton Niagara Windsor Owen Sound Oshawa	at Guelph Kingston Kitchener London Mississauga North Bay S.S. Marie Sarnia Sudbury	7:30 7:00 7:30 7:30 7:00 7:00 7:07 7:05 7:00	Sat. Oct. 15 London Barrie Sudbury Oshawa North Bay Kitchener Mississauga	at Erie Flint Hamilton Niagara Ottawa Owen Sound Saginaw	7:00 7:00 7:00 7:00 2:00 7:30 7:05	Fri. Nov. 4 Peterborough Ottawa Flint Erie North Bay Owen Sound S.S. Marie London	at Hamilton Kingston Kitchener Mississauga Niagara Oshawa Sarnia Sudbury	7:30 7:00 7:30 7:00 7:00 7:35 7:05 7:00
Sat. Sep. 24 Owen Sound Kingston Oshawa Guelph	at Flint Hamilton S.S. Marie Saginaw	7:00 7:00 7:07 7:05	Sun. Oct. 16 Kingston North Bay Sudbury Oshawa S.S. Marie Peterborough	at Guelph Kingston Ottawa Oshawa Owen Sound	2:00 2:00 6:05 6:05 2:00	Sat. Nov. 5 Kitchener S.S. Marie Guelph Sarnia Barrie Mississauga	at Erie Flint Ottawa Owen Sound Saginaw Windsor	7:00 7:00 2:00 7:00 7:05 7:05
Sun. Sep. 25 Sudbury Barrie	at Mississauga Ottawa	2:00 2:00	Wed. Oct. 19 Erie Sudbury	at Niagara S.S. Marie	7:00 7:07	Sun. Nov. 6 Guelph Hamilton Mississauga Ottawa Barrie	at Kingston London North Bay Oshawa Windsor	2:00 2:00 2:00 6:05 2:05
Wed. Sep. 28 Hamilton Oshawa	at Owen Sound Peterborough	7:00 7:05	Thu. Oct. 20 Mississauga Kitchener Ottawa Sarnia Kingston	at Barrie London North Bay Sarnia Windsor	7:30 7:00 7:00 7:05 7:05	Fri. Nov. 11 Peterborough Ottawa Sarnia Owen Sound Kingston Oshawa Barrie Saginaw Erie	at Flint Guelph Hamilton Kitchener London Mississauga Niagara Saginaw Sudbury	7:00 7:30 7:30 7:30 7:00 7:07 7:00
Thu. Sep. 29 S.S. Marie	at Windsor	7:05	Fri. Oct. 21 Owen Sound North Bay Hamilton Saginaw Niagara Sarnia Flint Peterborough	at Erie Guelph Kitchener London Mississauga Oshawa S.S. Marie Peterborough	7:00 7:30 7:30 7:30 7:00 7:35 7:07 7:00	Sat. Nov. 12 North Bay Windsor Oshawa Guelph Sudbury Ottawa Erie Peterborough Kingston	at Barrie Flint Hamilton London Niagara Owen Sound S.S. Marie Saginaw Sarnia	7:30 2:00 7:00 7:00 7:30 7:00 7:07 7:05
Fri. Sep. 30 Hamilton S.S. Marie Windsor Kingston Kitchener Peterborough Ottawa Barrie	at Guelph London Mississauga Niagara North Bay Oshawa Sarnia Sudbury	7:30 7:30 7:00 7:00 7:00 7:35 7:05 7:00	Sat. Oct. 22 Guelph Owen Sound Windsor North Bay Ottawa Kingston	at Barrie Erie Flint Windsor Hamilton Ottawa S.S. Marie Saginaw	7:30 7:00 7:00 7:00 7:00 7:07 7:05	Sun. Nov. 13 Ottawa Erie Sudbury Peterborough	at Mississauga North Bay Oshawa Windsor	2:00 2:00 6:05 6:05
Sat. Oct. 1 London Kingston Sarnia Hamilton Guelph Ottawa	at Barrie Erie Flint Niagara Owen Sound Saginaw	7:30 7:00 7:00 7:00 7:30 7:05	Thu. Oct. 23 Kingston London Kitchener Guelph Ottawa	at Flint Hamilton Mississauga Oshawa Sudbury	4:00 2:00 2:00 6:00 2:00	Tue. Nov. 15 London	at Kitchener	7:00
Sun. Oct. 2 Ottawa North Bay Windsor Niagara S.S. Marie Kitchener	at Flint Mississauga Oshawa Peterborough Sarnia Sudbury	4:00 2:00 6:05 2:05 2:05 2:00	Wed. Oct. 26 Guelph	at Owen Sound	7:00	Wed. Nov. 16 Niagara Oshawa Peterborough S.S. Marie	at Hamilton Mississauga Ottawa Saginaw	10:30 11:00 10:30 10:45
Thu. Oct. 6 Sudbury Erie Owen Sound Kingston Saginaw Mississauga	at Barrie Niagara North Bay Ottawa Peterborough Windsor	7:30 7:00 7:00 7:00 7:05 7:05	Thu. Oct. 27 Barrie Saginaw Oshawa S.S. Marie	at Erie Niagara North Bay Peterborough Windsor	7:00 7:00 7:00 7:05 7:05	Thu. Nov. 17 Sudbury Sarnia Kingston Kitchener Owen Sound	at Barrie Flint North Bay Peterborough Windsor	7:30 7:00 7:00 7:05 7:05
Fri. Oct. 7 Oshawa Windsor Saginaw Sarnia Peterborough Flint Owen Sound	at Erie Guelph Kingston Kitchener Peterborough Mississauga Sudbury	7:00 7:30 7:00 7:30 7:30 7:00 7:00	Fri. Oct. 28 Owen Sound Flint Peterborough S.S. Marie Barrie Mississauga Oshawa	at Guelph Kingston Kitchener London Niagara Sarnia Sudbury	7:30 7:00 7:00 7:30 7:00 7:05 7:00	Fri. Nov. 18 Owen Sound Mississauga Oshawa North Bay Ottawa Kingston Erie Hamilton Sarnia	at Flint Guelph Kitchener London Niagara S.S. Marie Saginaw Sudbury Windsor	7:00 7:30 7:30 7:30 7:00 7:07 7:05 7:00 7:35
Sat. Oct. 8 Kitchener Flint Guelph Ottawa North Bay Peterborough	at Barrie Erie Hamilton Ottawa S.S. Marie Sarnia	7:30 7:00 7:00 2:00 7:07 7:05	Sat. Oct. 29 Sudbury Saginaw Sarnia Hamilton Niagara North Bay	at Barrie Erie London Ottawa Owen Sound Windsor	7:30 7:00 7:00 7:00 7:30 7:05	Sat. Nov. 19 Ottawa London Hamilton Owen Sound Erie	at Barrie Niagara Hamilton Saginaw Sarnia	7:30 7:00 7:07 7:05 7:05
Sun. Oct. 9 Ottawa Barrie Owen Sound Niagara London	at Kingston Oshawa S.S. Marie Sudbury	2:00 1:05 2:07 2:00	Sun. Oct. 30 S.S. Marie Hamilton Saginaw Mississauga Flint North Bay	at Guelph Kingston Kitchener Oshawa Ottawa Sarnia	2:00 2:00 2:00 6:05 2:00 2:05	Mon. Oct. 10 Guelph Niagara	at Kitchener North Bay	2:00 2:00
Wed. Oct. 12 Sarnia Guelph	at Erie Mississauga	7:00 7:00						

Guelph	at	Windsor	2:05	Owen Sound	at	Kingston	2:00	Peterborough	at	Hamilton	7:30
Thu. Jan. 26				Sarnia	at	Kingston	2:00	Ottawa	at	Kingston	7:00
Hamilton	at	Saginaw	7:05	North Bay	at	Mississauga	2:00	London	at	Kitchener	7:30
				Sudbury	at	Oshawa	2:00	North Bay	at	Mississauga	7:00
					at	Ottawa	2:00	Oshawa	at	Saginaw	7:05
Fri. Jan. 27											
Oshawa	at	Guelph	7:30	Wed. Feb. 15				Sat. Mar. 4			
Niagara	at	Kingston	7:00	London	at	Erie	7:00	Sarnia	at	Erie	7:00
North Bay	at	Kitchener	7:30	Kingston	at	Mississauga	11:00	Oshawa	at	Flint	7:00
Erie	at	London	7:30	Flint	at	Owen Sound	7:00	Mississauga	at	Hamilton	7:00
Barrie	at	Mississauga	7:00	Sudbury	at	S.S. Marie	7:07	Kingston	at	Ottawa	7:00
Windsor	at	S.S. Marie	7:07	Guelph	at	Sarnia	7:05	Guelph	at	Owen Sound	7:30
Flint	at	Sarnia	7:05					Barrie	at	Peterborough	7:05
Peterborough	at	Sudbury	7:00	Thu. Feb. 16				Sudbury	at	Saginaw	7:05
				Niagara	at	North Bay	7:00	London	at	Windsor	7:05
				Hamilton	at	Peterborough	7:05				
				Sarnia	at	Windsor	7:05				
Sat. Jan. 28								Sun. Mar. 5			
Oshawa	at	Barrie	7:30					S.S. Marie	at	Kitchener	2:00
Guelph	at	Erie	7:00	Fri. Feb. 17				Sarnia	at	Mississauga	2:00
Hamilton	at	Flint	7:00	Barrie	at	Guelph	7:30	Erie	at	Niagara	2:00
Mississauga	at	Kingston	7:00	Peterborough	at	Kingston	7:00	Hamilton	at	North Bay	2:00
Niagara	at	Ottawa	2:00	Owen Sound	at	London	7:30	Barrie	at	Ottawa	2:00
London	at	Owen Sound	7:30	Erie	at	Mississauga	7:00	Sudbury	at	Windsor	2:05
Peterborough	at	S.S. Marie	7:07	Ottawa	at	Oshawa	7:35				
Windsor	at	Saginaw	7:05	Kitchener	at	S.S. Marie	7:07				
				Flint	at	Saginaw	7:05	Wed. Mar. 8			
				North Bay	at	Sudbury	7:00	Sudbury	at	Flint	7:00
								Sarnia	at	North Bay	7:00
										S.S. Marie	7:07
Sun. Jan. 29											
Sudbury	at	Mississauga	2:00	Sat. Feb. 18				Thu. Mar. 9			
Peterborough	at	North Bay	4:00	North Bay	at	Barrie	7:30	Mississauga	at	Barrie	7:30
London	at	Oshawa	6:05	North Bay	at	Erie	7:00	Guelph	at	London	7:00
Kingston	at	Ottawa	2:00	Mississauga	at	Flint	7:00	Owen Sound	at	Niagara	7:00
Kitchener	at	Owen Sound	2:00	Sarnia	at	Hamilton	7:00	Ottawa	at	Peterborough	7:05
Saginaw	at	Sarnia	1:00	Ottawa	at	Owen Sound	7:30	Erie	at	Windsor	7:05
Hamilton	at	Windsor	7:00	Niagara	at	S.S. Marie	7:07				
				Kitchener	at	Saginaw	7:05				
				Guelph	at	Windsor	7:05				
Wed. Feb. 1								Fri. Mar. 10			
Kitchener	at	London	7:00	Thu. Feb. 19				Saginaw	at	Guelph	7:30
S.S. Marie	at	Saginaw	7:05	London	at	Kingston	2:00	Mississauga	at	Kingston	7:00
				Niagara	at	Sudbury	2:00	Erie	at	London	7:30
								Hamilton	at	Niagara	7:00
				Mon. Feb. 20				Ottawa	at	Oshawa	7:35
				Flint	at	Guelph	2:00	Kitchener	at	S.S. Marie	7:07
				Kitchener	at	Hamilton	2:00	Windsor	at	Sarnia	7:05
				Barrie	at	Kingston	2:00	Barrie	at	Sudbury	7:00
				Owen Sound	at	Mississauga	2:00				
				Erie	at	Oshawa	2:05	Sat. Mar. 11			
				London	at	Ottawa	2:00	North Bay	at	Barrie	7:30
				Sudbury	at	Peterborough	2:05	Kitchener	at	Flint	7:00
				Saginaw	at	Sarnia	2:05	Peterborough	at	Hamilton	7:00
								Oshawa	at	Kingston	7:00
				Thu. Feb. 23				Saginaw	at	Owen Sound	7:30
				Hamilton	at	Barrie	7:30				
				Owen Sound	at	Kitchener	7:05	Sun. Mar. 12			
				Saginaw	at	Peterborough	7:05	Peterborough	at	Erie	5:00
								London	at	Guelph	2:00
				Fri. Feb. 24				Ottawa	at	Hamilton	2:00
				North Bay	at	Flint	7:00	North Bay	at	Niagara	2:00
				Erie	at	Guelph	7:30	Kingston	at	Oshawa	6:05
				Niagara	at	Kingston	7:30	Owen Sound	at	Sarnia	2:05
				Windsor	at	London	7:30	S.S. Marie	at	Sudbury	2:00
				Peterborough	at	Mississauga	7:00	Flint	at	Windsor	2:05
				Sarnia	at	Ottawa	7:00				
				Barrie	at	S.S. Marie	7:07	Tue. Mar. 14			
								London	at	Erie	7:00
				Sat. Feb. 25				Kitchener	at	Guelph	7:00
				Erie	at	Barrie	7:30	Flint	at	Owen Sound	7:00
				Sarnia	at	Flint	7:00				
				Kingston	at	Oshawa	7:05	Wed. Mar. 15			
				Hamilton	at	Ottawa	2:00	Barrie	at	Oshawa	7:05
				London	at	Owen Sound	7:30	Peterborough	at	Ottawa	7:00
				North Bay	at	Saginaw	7:05	S.S. Marie	at	Saginaw	7:05
				Mississauga	at	Sudbury	7:00	Windsor	at	Sarnia	7:05
								Thu. Mar. 16			
				Sun. Feb. 26				Mississauga	at	Niagara	7:00
				London	at	Guelph	2:00	Sudbury	at	North Bay	7:00
				Hamilton	at	Kingston	2:00	Hamilton	at	Peterborough	7:05
				Sudbury	at	Mississauga	2:00	Owen Sound	at	Windsor	7:05
				Peterborough	at	Oshawa	6:05				
				Niagara	at	Ottawa	2:00	Fri. Mar. 17			
				Erie	at	Owen Sound	2:00	Sarnia	at	Guelph	7:30
				North Bay	at	S.S. Marie	2:07	Hamilton	at	Kingston	7:00
				Flint	at	Saginaw	4:00	Erie	at	Kitchener	7:30
				Sarnia	at	Windsor	2:05	Barrie	at	London	7:30
								Saginaw	at	Mississauga	7:00
				Tue. Feb. 28				North Bay	at	S.S. Marie	7:07
				Guelph	at	Kitchener	7:00			Sudbury	7:00
								Sat. Mar. 18			
				Wed. Mar. 1				Kingston	at	Barrie	7:30
				Kingston	at	Oshawa	7:05	Guelph	at	Erie	7:00
				Flint	at	Sarnia	7:05	London	at	Flint	7:00
								Sudbury	at	Niagara	7:00
				Thu. Mar. 2				Oshawa	at	Ottawa	2:00
				Kitchener	at	Niagara	7:00	Kitchener	at	Owen Sound	7:30
				Barrie	at	North Bay	7:00	Windsor	at	Saginaw	7:05
				Owen Sound	at	Peterborough	7:05				
				S.S. Marie	at	Windsor	7:05	Sun. Mar. 19			
								Owen Sound	at	Guelph	6:30
				Fri. Mar. 3				Niagara	at	Mississauga	2:00
				Niagara	at	Erie	7:00	Kingston	at	North Bay	2:00
				Sudbury	at	Flint	7:00	Peterborough	at	Oshawa	6:05
				S.S. Marie	at	Guelph	7:30	Hamilton	at	Ottawa	2:00
								London	at	S.S. Marie	2:07



WARRIOR®

LIGHTNING QUICK

COVERT QRL



LIGHTNING QUICK RELEASE

Explosive recoil increases the speed of puck release with more velocity



NHL AND NHL TEAM MARKS ARE PROPERTY
OF THE NHL AND ITS LEAGUE.
© 2013 WARRIOR. ALL RIGHTS RESERVED.