Oil Kings

2012 MEMORIAL CUP MEDIA GUIDE

EDMONTON OIL KINGS
DIRECTORY

Address 11230 - 110 Street, Edmonton, AB T5G 3H7
Contact **Ph:** (780) 414-GOAL (4625)
Fax: (780) 409-3701 **Tickets** (780) 414-GOAL (4625)

Governor ..... Patrick LaForge
Vice President & Alt. Governor ..... Darryl Porter
Dir. Business Operations ..... Jordi Weidman
General Manager/Alt. Governor ..... Bob Green
Asst. GM/Dir. Player Personnel ..... Randy Hansch
Head Coach ..... Derek Laxdal
Assistant Coach ..... Steve Hamilton
Assistant Coach ..... Jesse Pearson
Goaltending Consultant ..... Dustin Schwartz
Skills Coach ..... Rob Brown
Skating Coach ..... Vanessa Hettinger
Strength & Conditioning ..... Body By Bennett
Athletic Therapist ..... Brian Cheeseman
Athletic Therapist (Intern) ..... Matt Goertzen
Video Coach ..... Jory Stuparyk
Head Equipment Manager ..... Rogan Dean
Asst. Equipment Manager ..... Les Fragle, Mike Kilbride
Team Statistician ..... Steve Bluett
Scouts ..... Craig Anderson, Nels Eckland, Mike Grant, Bob McGill, George Musselwhite, Jamie Novakoski, Scott Skrudland, Shawn Stieb, Bruce Taylor
Director, Sales & Sponsorship ..... Abe Hajar
Sr. Dir. Ticket Sales ..... Bill Makris
Manager, Communications ..... Ryan Ohashi
Comm. Relations/Marketing ..... Mitch Sharma
Facility Coordinator ..... Macy Beley
Education Advisor ..... Roger Castle
Billet Coordinator ..... Cheryl Scarlett

Arena Rexall Place:
Capacity 6,782 (lower bowl) / 16,839
Ice Size 200' x 85'

Rookie/Training Camp
Jubilee Recreation Centre,
Ft. Saskatchewan, AB
Club Colors Red, Royal Blue, Gold
Team Uniforms
Home: Red base with blue, white trim
Away: White base with red, blue trim
Conference/Division Eastern/Central

EDMONTON OIL KINGS
YEAR-BY-YEAR

YEAR	GP	W	L	OTL	SOL	GF	GA	PTS	FINISH
2011-12	72	50	15	3	4	310	193	107	1st in League
2010-11	72	31	34	2	5	249	252	69	4th in Central
2009-10	72	16	43	4	9	169	285	45	6th in Central
2008-09	72	29	34	4	5	191	252	67	5th in Central
2007-08	72	22	39	4	7	162	241	55	5th in Central

EDMONTON OIL KINGS
PLAYOFF HISTORY

YEAR	GP	W	L	T	GF	GA	PTS	FINISH
2011-12	20	16	4	0	74	43	32	Won Ed Chynoweth Cup
2010-11	4	0	4	0	6	18	0	Lost in 1st round
2009-10	-	-	-	-	-	-	-	-
2008-09	4	0	4	0	3	15	0	Lost in 1st round
2007-08	-	-	-	-	-	-	-	-

EDMONTON OIL KINGS
FRANCHISE RECORDS

GOALS

	PLAYER	G
1	**Michael St. Croix**	**91**
2	**TJ Foster**	**74**
3	**Dylan Wruck**	**65**
4	Brent Raedeke	50
5	Tomas Vincour	50
6	**Rhett Rachinski**	**46**
7	Brenden Dowd	45
8	Brett Breitkreuz	44
9	**Kristians Pelss**	**42**
10	Craig McCallum	31

ASSISTS

	PLAYER	A
1	**Michael St. Croix**	**137**
2	**TJ Foster**	**108**
3	**Dylan Wruck**	**106**
4	**Mark Pysyk**	**100**
5	Brent Raedeke	67
6	Brett Breitkreuz	64
7	Brenden Dowd	56
8	**Keegan Lowe**	**54**
9	Jeff Lee	52
10	Tomas Vincour	51

POINTS

	PLAYER	PTS
1	**Michael St. Croix**	**228**
2	**TJ Foster**	**182**
3	**Dylan Wruck**	**171**
4	**Mark Pysyk**	**125**
5	Brent Raedeke	117
6	Brett Breitkreuz	108
7	Brenden Dowd	101
8	Tomas Vincour	101
9	**Rhett Rachinski**	**95**
10	**Kristians Pelss**	**83**

PENALTY MINUTES

	PLAYER	PIM
1	Adrian Van de Mosselaer	325
2	Drew Nichol	324
3	**Keegan Lowe**	**322**
4	Brett Breitkreuz	296
5	**Klarc Wilson**	**263**
6	**Mark Pysyk**	**253**
7	Brent Raedeke	200
8	Shayne Neigum	188
9	**Travis Ewanyk**	**179**
10	**Rhett Rachinski**	**173**

POINTS PER GAME

	PLAYER	GP	PTS	PPG
1	**Michael St. Croix**	**208**	**228**	**1.10**
2	Jordan Hickmott	72	66	0.92
3	**Dylan Wruck**	**191**	**171**	**0.90**
4	Brenden Dowd	142	101	0.71
5	Tomas Vincour	147	101	0.69
6	**TJ Foster**	**269**	**182**	**0.68**
7	Jeff Lee	119	81	0.68
8	**Kristians Pelss**	**126**	**83**	**0.66**
9	Brent Raedeke	181	117	0.65
10	Brett Breitkreuz	182	108	0.59

PLAYOFF GAMES

	PLAYER	GP
1	**TJ Foster**	**27**
2	**Mark Pysyk**	**27**
3	**Rhett Rachinski**	**27**
4	**Travis Ewanyk**	**25**
5	**Curtis Lazar**	**23**
6	**Keegan Lowe**	**23**
7	**Griffin Reinhart**	**23**
8	**Michael St. Croix**	**23**
9	**Kristians Pelss**	**20**
10	**Stephane Legault**	**19**

PLAYOFF SCORING

	PLAYER	GP	G	A	PTS
1	**Curtis Lazar**	**23**	**9**	**10**	**19**
2	**Michael St. Croix**	**23**	**7**	**12**	**19**
3	**Tyler Maxwell**	**19**	**5**	**10**	**15**
4	**Henrik Samuelsson**	**16**	**4**	**10**	**14**
5	**Stephane Legault**	**19**	**4**	**9**	**13**
6	**Jordan Peddle**	**19**	**6**	**7**	**13**
7	**Martin Gernat**	**19**	**7**	**5**	**12**
8	**Rhett Rachinski**	**27**	**7**	**5**	**12**
9	**Kristians Pelss**	**20**	**5**	**7**	**12**
10	**Mark Pysyk**	**27**	**3**	**8**	**11**

GOALTENDERS

GAMES PLAYED

	PLAYER	GP
1	**Laurent Brossoit**	**98**
2	Torrie Jung	94
3	Cam Lanigan	73
4	Alex Archibald	56
5	Dalyn Flette	39
6	Jon Groenheyde	35
7	**Tristan Jarry**	**14**

MINUTES PLAYED

	PLAYER	MP
1	**Laurent Brossoit**	**5361**
2	Torrie Jung	5269
3	Cam Lanigan	3418
4	Alex Archibald	3048
5	Jon Groenheyde	1996
6	Dalyn Flette	1934
7	**Tristan Jarry**	**718**

WINS

	PLAYER	W
1	**Laurent Brossoit**	**55**
2	Torrie Jung	29
3	Cam Lanigan	17
4	Alex Archibald	16
5	Jon Groenheyde	14
6	Dalyn Flette	9
7	**Tristan Jarry**	**8**

EDMONTON OIL KINGS
SEASON RECORDS
SKATERS

MOST GOALS			
FORWARD	45	Michael St. Croix	2011-12
DEFENSEMAN	12	Griffin Reinhart	2011-12
ROOKIE	20	Curtis Lazar	2011-12
POWER PLAY	18	Michael St. Croix	2011-12
SHORTHANDED	4	Travis Ewanyk	2010-11
GAME WINNING	8 (tie)	Dylan Wruck & Michael St. Croix	2010-11 & 2011-12
MOST ASSISTS			
FORWARD	60	Michael St. Croix	2011-12
DEFENSEMAN	46	Martin Gernat	2011-12
ROOKIE	46	Martin Gernat	2011-12
GOALTENDER	3	Laurent Brossoit	2011-12
MOST POINTS			
FORWARD	105	Michael St. Croix	2011-12
DEFENSEMAN	55	Martin Gernat	2011-12
ROOKIE	55	Martin Gernat	2011-12
MOST HAT TRICKS	2	Michael St. Croix	2011-12
MOST PENALTY MINUTES			
FORWARD	126	Travis Ewanyk	2010-11
DEFENSEMAN	139	Keegan Lowe	2011-12
ROOKIE	131	Mitchell Moroz	2011-12

GOALTENDERS

MOST VICTORIES	42	2011-12, Laurent Brossoit
MOST LOSSES	26	2009-10, Torrie Jung
BEST GAA	2.47	2011-12, Laurent Brossoit
MOST CONSECUTIVE GAMES PLAYED	13	2007-08, Alex Archibald (01/08 - 02/05)
MOST CONSECUTIVE VICTORIES	9	2011-12, Laurent Brossoit
MOST MINUTES PLAYED IN A SEASON	3574	2011-12, Laurent Brossoit
LONGEST SHUTOUT STREAK	150:28	2007-08, Alex Archibald
MOST SHUTOUTS-SEASON	3 (tie)	2011-12, Laurent Brossoit 2008-09, Torrie Jung, 2007-08 Alex Archibald
MOST SHUTOUTS-CAREER	5	Laurent Brossoit
BEST WINNING %	.689	2011-12, Laurent Brossoit
BEST SAVE %	.915	2007-08, Alex Archibald
MOST SHOTS ON GOAL	1742	2007-08, Alex Archibald
MOST SAVES	1594	2007-08, Alex Archibald

EDMONTON OIL KINGS
ROSTER (ALPHABETICAL)

No.	GOALIES	POS	C	HT	WT	HOMETOWN	D.O.B	10-11 SEASON	LEAGUE	GP	W	L	T	AVG	DRAFT
30	Tristan Jarry	G	L	6'2	175	Delta, BC	04/29/95	Vancouver Canadians	Midget	21	12	5	3	2.31	Eligible 2013
31	Laurent Brossoit	G	L	6'3	200	Surrey, BC	03/23/93	Edmonton Oil Kings	WHL	34	13	12	2	3.32	Rd. 6, CAL-11

No.	DEFENCEMEN	POS	SH	HT	WT	HOMETOWN	D.O.B	10-11 SEASON	LEAGUE	GP	G	A	PTS	PIM	DRAFT
2	Cody Corbett	D	L	6'1	210	Lakeland, MN	12/14/93	Stillwater Ponies	MSHSL	26	9	13	22	14	Eligible 2012
3	Mark Pysyk "C"	D	R	6'2	188	Sherwood Park, AB	01/11/92	Edmonton Oil Kings	WHL	63	6	34	40	88	Rd. 1, BUF-10
4	Keegan Lowe "A"	D	L	6'3	186	Edmonton, AB	03/29/93	Edmonton Oil Kings	WHL	71	2	22	24	123	Rd. 3, CAR-11
5	Ashton Sautner	D	L	6'1	185	Wolseley, SK	05/27/94	Moose Jaw Generals	Midget	42	12	23	35	43	Eligible 2012
8	Griffin Reinhart "A"	D	L	6'4	202	West Vancouver, BC	01/24/94	Edmonton Oil Kings	WHL	45	6	19	25	36	Eligible 2012
22	Ryan Dech	D	R	5'11	180	Winnipeg, MB	02/18/93	Edmonton Oil Kings	WHL	48	3	4	7	54	Eligible 2012
24	Mason Geertsen	D	L	6'3	188	Rocky Rapids, AB	04/19/95	Sherwood Park Kings	Midget	31	3	7	10	84	Eligible 2013
28	Martin Gernat	D	L	6'5	191	Kosice, Slovakia	04/11/93	Kosice Junior	Slovakia	28	3	15	18	20	Rd. 5, EDM-11

No.	FORWARDS	POS	SH	HT	WT	HOMETOWN	D.O.B	10-11 SEASON	LEAGUE	GP	G	A	PTS	PIM	DRAFT
7	Stephane Legault	LW	L	5'11	178	Edmonton, AB	03/03/93	Edmonton Oil Kings	WHL	57	7	18	25	27	Eligible 2012
9	Klarc Wilson	RW	R	6'0	201	Edmonton, AB	04/01/93	Edmonton Oil Kings	WHL	66	8	14	22	109	WPG - Free Agent
10	Henrik Samuelsson	C	R	6'2	195	Scottsdale, AZ	02/07/94	US National U17	USDP	38	12	16	28	98	Eligible 2012
11	Dylan Wruck	LW	L	5'9	171	Saskatoon, SK	09/23/92	Edmonton Oil Kings	WHL	71	38	40	78	44	SJ - Free Agent
12	Cole Benson	C	L	5'8	150	Edmonton, AB	07/14/95	South Side Athletic Club	Midget	29	12	20	32	6	Eligible 2013
16	T.J. Foster "A"	RW	L	5'11	173	Slave Lake, AB	05/28/92	Edmonton Oil Kings	WHL	66	25	29	54	22	Eligible 2012
17	Jordan Peddle	C	L	5'11	188	Elbow, SK	03/05/91	Swift Current Broncos	WHL	71	11	20	31	132	Eligible 2012
18	Michael St. Croix	RW	R	6'0	181	Winnipeg, MB	04/10/93	Edmonton Oil Kings	WHL	68	27	48	75	48	Rd. 4, NYR-11
20	Rhett Rachinski	C	L	6'0	181	Edmonton, AB	08/24/91	Edmonton Oil Kings	WHL	63	8	18	26	48	Eligible 2012
21	Travis Ewanyk	C	L	6'2	189	St. Albert, AB	03/29/93	Edmonton Oil Kings	WHL	72	16	11	27	126	Rd. 3, EDM-11
23	Tyler Maxwell	LW	L	5'9	180	Manhattan beach, CA	04/13/91	Everett SilverTips	WHL	68	41	25	66	59	MIN - FreeAgent
25	Tristan Sieben	LW	L	5'9	200	Edmonton, AB	07/13/94	Edmonton Maple Leafs	Midget	32	18	21	39	48	Eligible 2012
26	Kristians Pelss	LW	L	5'11	187	Preili, Latvia	09/09/92	Edmonton Oil Kings	WHL	63	14	19	33	31	Rd. 7, EDM-10
27	Curtis Lazar	C	R	6'0	189	Vernon, BC	02/02/95	Okanagan Academy	Midget	45	26	32	58	71	Eligible 2013
29	Mitchell Moroz	LW	L	6'2	208	Calgary, AB	05/03/94	Calgary Northstars	Midget	22	10	4	14	34	Eligible 2012

EDMONTON OIL KINGS
ROSTER (NUMERICAL)

GOALTENDERS		P	HT	WT	BORN	BIRTHPLACE	DRAFT STATUS
30	Tristan Jarry	G	6'2	175	04/29/95	Delta, BC	Eligible 2013
31	Laurent Brossoit	G	6'3	200	03/23/93	Surrey, BC	Rd. 6, CAL-11

DEFENCE		P	HT	WT	BORN	BIRTHPLACE	DRAFT STATUS
2	Cody Corbett	D	6'1	210	12/14/93	Lakeland, MN	Eligible 2012
3	Mark Pysyk "C"	D	6'2	188	01/11/92	Sherwood Park, AB	Rd. 1, BUF-10
4	Keegan Lowe "A"	D	6'3	186	03/29/93	Edmonton, AB	Rd. 3, CAR-11
5	Ashton Sautner	D	6'1	185	05/27/94	Wolseley, SK	Eligible 2012
8	Griffin Reinhart "A"	D	6'4	202	01/24/94	West Vancouver, BC	Eligible 2012
22	Ryan Dech	D	5'11	180	02/18/93	Winnipeg, MB	Eligible 2012
24	Mason Geertsen	D	6'3	188	04/19/95	Rocky Rapids, AB	Eligible 2013
28	Martin Gernat	D	6'5	191	04/11/93	Kosice, Slovakia	Rd. 5, EDM-11

FORWARDS		P	HT	WT	BORN	BIRTHPLACE	DRAFT STATUS
7	Stephane Legault	LW	5'11	178	03/03/93	Edmonton, AB	Eligible 2012
9	Klarc Wilson	RW	6'0	201	04/01/93	Edmonton, AB	Free Agent
10	Henrik Samuelsson	C	6'2	195	02/07/94	Scottsdale, AZ	Eligible 2012
11	Dylan Wruck	LW	5'9	171	09/23/92	Saskatoon, SK	Free Agent
12	Cole Benson	C	5'8	150	07/14/95	Edmonton, AB	Eligible 2013
16	T.J. Foster "A"	RW	5'11	173	05/28/92	Slave Lake, AB	Eligible 2012
17	Jordan Peddle	C	5'11	181	03/05/91	Elbow, SK	Eligible 2012
18	Michael St. Croix	C	6'0	181	04/10/93	Winnipeg, MB	Rd. 4, NYR-11
20	Rhett Rachinski	C	6'0	181	08/24/91	Edmonton, AB	Eligible 2012
21	Travis Ewanyk	C	6'2	189	03/29/93	St. Albert, AB	Rd. 3, EDM-11
23	Tyler Maxwell	LW	5'9	180	04/13/91	Manhattan Beach, CA	Free Agent
25	Tristan Sieben	LW	5'9	204	07/13/94	Edmonton, AB	Eligible 2012
26	Kristians Pelss	LW	5'11	187	09/09/92	Preili, Latvia	Rd. 7, EDM-10
27	Curtis Lazar	C	6'0	189	02/02/95	Vernon, BC	Eligible 2013
29	Mitchell Moroz	LW	6'2	208	05/03/94	Calgary, AB	Eligible 2012

General Manager: ..... Bob Green
Assistant General Manager & Director of Player Personnel: ..... Randy Hansch
Head Coach: ..... Derek Laxdal
Assistant Coach: ..... Steve Hamilton
Assistant Coach: ..... Jesse Pearson
Skills Coach: ..... Rob Brown
Goaltending Coach: ..... Dustin Schwartz
Skating Instructor: ..... Vanessa Hettinger
Strength & Conditioning: ..... Body By Bennett
Head Athletic Therapist: ..... Brian Cheeseman
Video Coach ..... Jory Stuparyk
Head Equipment Manager: ..... Rogan Dean
Assistant Equipment Managers: ..... Les Fragle, Mike Kilbride
Team Statistician ..... Steve Bluett

EDMONTON OIL KINGS
PRONUNCIATION & ACQUIRED

GOALTENDERS		PRONUNCIATION	ACQUIRED
30	Tristan Jarry	TRIS-tan JAR-ee	2010 WHL Bantam Draft Round: 3rd (46th overall)
31	Laurent Brossoit	LORE-en bro-SWAH	2008 WHL Bantam Draft Round: 2nd (26th overall)
2	Cody Corbett	CORE-bit	Listed October 2011
3	Mark Pysyk	PEH-sick	2007 WHL Bantam Draft Round: 1st (3rd overall)
4	Keegan Lowe	KEE-gehn LOW	2008 WHL Bantam Draft Round: 6th (114th overall)
5	Ashton Sautner	SAWT-ner	2009 WHL Bantam Draft Round: 8th (162nd overall)
7	Stephane Legault	stef-FAN Luh-GO	2008 WHL Bantam Draft Round: 7th (136th overall)
8	Griffin Reinhart	RINE-heart	2009 WHL Bantam Draft Round: 1st (3rd overall)
9	Klarc Wilson	Clark WILL-son	Trade w/Brandon Wheat Kings December 2009
10	Henrik Samuelsson	SAM-yull-son	Listed by the Oil Kings in July 2009
11	Dylan Wruck	RUCK	Listed by the Oil Kings in July 2007
12	Cole Benson	COAL BEN-son	2010 WHL Bantam Draft Round: 9th (178th overall)
16	T.J. Foster	FOSS-ter	2007 WHL Bantam Draft Round: 2nd (35th overall)
17	Jordan Peddle	PED-ill	Trade w/Swift Current 2011
18	Michael St. Croix	SAINT krwah	2008 WHL Bantam Draft Round: 1st (4th overall)
20	Rhett Rachinski	rah-CHIN-ski	Listed by the Oil Kings in October 2006
21	Travis Ewanyk	ooh-WON-ick	2008 WHL Bantam Draft Round: 3rd (48th overall)
22	Ryan Dech	DECK	2008 WHL Bantam Draft Round: 3rd (56th overall)
23	Tyler Maxwell	MAX-well	Trade w/Everett Silvertips 2011
24	Mason Geertsen	GEERT-sin	2010 WHL Bantam Draft Round: 1st (18th overall)
25	Tristan Sieben	TRISS-ten SEE-bin	2009 WHL Bantam Draft Round: 5th (96th overall)
26	Kristians Pelss	CHRIS-chins pells	2010 CHL Import Draft Round: 1st (19th overall)
27	Curtis Lazar	la-ZAR	2010 WHL Bantam Draft Round: 1st (2nd overall)
28	Martin Gernat	GRR-Nat	2011 CHL Import Draft Round: 1st (18th overall)
29	Mitch Moroz	more-OZ	2009 WHL Bantam Draft Round: 2nd (30th overall)

KRISTIANS PELSS

HENRIK SAMUELSSON

EDMONTON OIL KINGS
REGULAR SEASON SUMMARIES

DATE	OPPONENT	RESULT	RECORD	SCORE	GWG	GOALTENDER	OPPOSING GOALTENDER
Sep. 25	at Red Deer	OTL	0-0-1-0	3-4*		Laurent Brossoit (4 GA, 29 SVS)	Patrik Bartosak (3 GA, 24 SVS)
Sep. 28	at Prince Albert	W	1-0-1-0	4-1	Dylan Wruck	Laurent Brossoit (1 GA, 30 SVS)	Cole Holowenko (4 GA, 36 SVS)
Sep. 30	Medicine Hat	L	1-1-1-0	3-5		Laurent Brossoit (5 GA, 21 SVS)	Tyler Bunz (3 GA, 35 SVS)
Oct. 1	at Medicine Hat	SL	1-1-1-1	3-4**		Jon Groenheyde (3 GA, 23 SVS)	Tyler Bunz (3 GA, 43 SVS)
Oct. 5	Kootenay	W	2-1-1-1	2-1**		Laurent Brossoit (1 GA, 22 SVS)	Nathan Lieuwen (1 GA, 26 SVS)
Oct. 7	at Moose Jaw	W	3-1-1-1	3-1	Kristians Pelss	Laurent Brossoit (1 GA, 22 SVS)	Luke Siemens (3 GA, 27 SVS)
Oct. 8	at Saskatoon	L	3-2-1-1	1-5		Laurent Brossoit (4 GA, 13 SVS)	Andrey Makarov (1 GA, 33 SVS)
Oct. 9	at Swift Current	W	4-2-1-1	4-1	Stephane Legault	Laurent Brossoit (1 GA, 28 SVS)	Jon Groenheyde (4 GA, 29 SVS)
Oct. 11	at Lethbridge	W	5-2-1-1	5-1	T.J. Foster	Laurent Brossoit (1 GA, 37 SVS)	Brandon Anderson (5 GA, 34 SVS)
Oct. 12	at Kootenay	W	6-2-1-1	6-1	Curtis Lazar	Laurent Brossoit (1 GA, 31 SVS)	Mackenzie Skapski (6 GA, 23 SVS)
Oct. 14	Regina	L	6-3-1-1	3-6		Laurent Brossoit (5 GA, 30 SVS)	Matt Hewitt (3 GA, 34 SVS)
Oct. 19	Moose Jaw	W	7-3-1-1	2-1	Griffin Reinhart	Laurent Brossoit (1 GA, 17 SVS)	Luke Siemens (2 GA, 40 SVS)
Oct. 21	Portland	W	8-3-1-1	8-4	Martin Gernat	Laurent Brossoit (4 GA, 20 SVS)	Mac Carruth (5 GA, 15 SVS)
Oct. 26	Everett	W	9-3-1-1	4-1	Kristians Pelss	Tristan Jarry (1 GA, 20 SVS)	Kent Simpson (4 GA, 46 SVS)
Oct. 28	at Regina	L	9-4-1-1	1-4		Laurent Brossoit (3 GA, 24 SVS)	Matt Hewitt (1 GA, 39 SVS)
Oct. 29	at Brandon	L	9-5-1-1	2-3		Laurent Brossoit (3 GA, 35 SVS)	Corbin Boes (2 GA, 27 SVS)
Nov. 5	Seattle	W	10-5-1-1	4-1	Jordan Peddle	Laurent Brossoit (1 GA, 24 SVS)	Calvin Pickard (4 GA, 40 SVS)
Nov. 8	at Victoria	W	11-5-1-1	8-2	Michael St. Croix	Laurent Brossoit (2 GA, 17 SVS)	Keith Hamilton (5 GA, 13 SVS)
Nov. 9	at Vancouver	L	11-6-1-1	1-4		Laurent Brossoit (3 GA, 30 SVS)	Adam Morrison (1 GA, 22 SVS)
Nov. 11	at Kelowna	SL	11-6-1-2	1-2**		Laurent Brossoit (1 GA, 23 SVS)	Jordon Cooke (1 GA, 26 SVS)
Nov. 12	at Kamloops	L	11-7-1-2	2-5		Laurent Brossoit (5 GA, 41 SVS)	Cam Lanigan (2 GA, 21 SVS)
Nov. 18	Prince Albert	W	12-7-1-2	4-3	Rhett Rachinski	Laurent Brossoit (3 GA, 18 SVS)	Eric Williams (4 GA, 31 SVS)
Nov. 19	at Lethbridge	L	12-8-1-2	2-5		Tristan Jarry (4 GA, 28 SVS)	Damien Ketlo (2 GA, 35 SVS)
Nov. 23	at Lethbridge	W	13-8-1-2	10-3	Klarc Wilson	Laurent Brossoit (3 GA, 23 SVS)	Damien Ketlo (7 GA, 20 SVS)
Nov. 25	Medicine Hat	W	14-8-1-2	3-0	Dylan Wruck	Laurent Brossoit (0 GA, 27 SVS)	Tyler Bunz (2 GA, 27 SVS)
Nov. 26	Lethbridge	W	15-8-1-2	5-2	Michael St. Croix	Tristan Jarry (2 GA, 25 SVS)	Damien Ketlo (4 GA, 33 SVS)
Nov. 29	Spokane	W	16-8-1-2	4-1	Dylan Wruck	Laurent Brossoit (1 GA, 29 SVS)	Mac Engel (4 GA, 15 SVS)
Dec. 1	Calgary	W	17-8-1-2	6-1	Tyler Maxwell	Laurent Brossoit (1 GA, 20 SVS)	Brandon Glover (4 GA, 15 SVS)
Dec. 4	Saskatoon	W	18-8-1-2	8-3	Michael St. Croix	Laurent Brossoit (3 GA, 25 SVS)	Andrey Makarov (7 GA, 22 SVS)
Dec. 6	Calgary	W	19-8-1-2	6-2	Rhett Rachinski	Laurent Brossoit (2 GA, 26 SVS)	Chris Driedger (4 GA, 9 SVS)
Dec. 8	Brandon	W	20-8-1-2	7-3	T.J. Foster	Laurent Brossoit (3 GA, 25 SVS)	Corbin Boes (5 GA, 26 SVS)
Dec. 10	Prince Albert	W	21-8-1-2	5-3	Tyler Maxwell	Tristan Jarry (3 GA, 34 SVS)	Eric Williams (5 GA, 26 SVS)
Dec. 14	Victoria	W	22-8-1-2	6-3	Cody Corbett	Laurent Brossoit (3 GA, 26 SVS)	Keith Hamilton (6 GA, 24 SVS)
Dec. 17	Calgary	W	23-8-1-2	2-1	T.J. Foster	Laurent Brossoit (1 GA, 21 SVS)	Brandon Glover (2 GA, 31 SVS)
Dec. 18	Regina	L	23-9-1-2	5-6		Laurent Brossoit (6 GA, 17 SVS)	Matt Hewitt (5 GA, 33 SVS)
Dec. 27	at Saskatoon	W	24-9-1-2	7-2	Jordan Peddle	Laurent Brossoit (2 GA, 42 SVS)	Adam Todd (6 GA, 20 SVS)
Dec. 28	at Moose Jaw	SL	24-9-1-3	3-4**		Laurent Brossoit (3 GA, 31 SVS)	Luke Siemens (3 GA, 27 SVS)

EDMONTON OIL KINGS
REGULAR SEASON SUMMARIES

DATE	OPPONENT	RESULT	RECORD	SCORE	GWG	GOALTENDER	OPPOSING GOALTENDER
Dec. 30	at Brandon	W	25-9-1-3	7-1	Dylan Wruck	Laurent Brossoit (1 GA, 41 SVS)	Brandon Anderson (5 GA, 26 SVS)
Jan. 1	at Regina	L	25-10-1-3	2-5		Laurent Brossoit (5 GA, 24 SVS)	Matt Hewitt (2 GA, 25 SVS)
Jan. 4	Lethbridge	W	26-10-1-3	6-3	Michael St. Croix	Laurent Brossoit (3 GA, 30 SVS)	Damien Ketlo (5 GA, 26 SVS)
Jan. 7	Swift Current	W	27-10-1-3	5-3	Griffin Reinhart	Tristan Jarry (3 GA, 14 SVS)	Jon Groenheyde (5 GA, 37 SVS)
Jan. 8	Red Deer	SL	27-10-1-4	3-4**		Laurent Brossoit (3 GA, 19 SVS)	Deven Dubyk (3 GA, 37 SVS)
Jan. 12	at Medicine Hat	W	28-10-1-4	6-2	Tyler Maxwell	Laurent Brossoit (2 GA, 27 SVS)	Tyler Bunz (5 GA, 25 SVS)
Jan. 14	Kootenay	W	29-10-1-4	3-2*	Jordan Peddle	Laurent Brossoit (2 GA, 25 SVS)	Nathan Lieuwen (3 GA, 41 SVS)
Jan. 15	at Calgary	L	29-11-1-4	3-4		Tristan Jarry (4 GA, 35 SVS)	Brandon Glover (3 GA, 24 SVS)
Jan. 18	Prince George	W	30-11-1-4	5-0	Tyler Maxwell	Laurent Brossoit (0 GA, 26 SVS)	Drew Owsley (5 GA, 50 SVS)
Jan. 20	at Swift Current	W	31-11-1-4	6-1	Curtis Lazar	Tristan Jarry (1 GA, 20 SVS)	Jon Groenheyde (4 GA, 11 SVS)
Jan. 21	at Prince Albert	W	32-11-1-4	9-2	Michael St. Croix	Laurent Brossoit (2 GA, 26 SVS)	Cole Holowenko (6 GA, 27 SVS)
Jan. 25	Tri-City	OTL	32-11-2-4	4-5*		Laurent Brossoit (5 GA, 39 SVS)	Ty Rimmer (4 GA, 42 SVS)
Jan. 27	Brandon	W	33-11-2-4	6-2	Curtis Lazar	Laurent Brossoit (2 GA, 25 SVS)	Curtis Honey (5 GA, 24 SVS)
Jan. 28	Vancouver	L	33-12-2-4	2-3		Laurent Brossoit (3 GA, 21 SVS)	Adam Morrison (2 GA, 28 SVS)
Feb. 3	Red Deer	W	34-12-2-4	3-2	Mitchell Moroz	Laurent Brossoit (2 GA, 23 SVS)	Deven Dubyk (3 GA, 30 SVS)
Feb. 7	Kootenay	W	35-12-2-4	3-1	Michael St. Croix	Laurent Brossoit (1 GA, 26 SVS)	Nathan Lieuwen (2 GA, 32 SVS)
Feb. 8	at Calgary	W	36-12-2-4	9-5	Rhett Rachinski	Laurent Brossoit (5 GA, 20 SVS)	Chris Driedger (7 GA, 17 SVS)
Feb. 10	at Prince George	OTL	36-12-3-4	4-5*		Tristan Jarry (5 GA, 33 SVS)	Drew Owsley (4 GA, 48 SVS)
Feb. 11	at Prince George	W	37-12-3-4	5-0	Rhett Rachinski	Laurent Brossoit (0 GA, 24 SVS)	Drew Owsley (5 GA, 38 SVS)
Feb. 14	at Kamloops	L	37-13-3-4	2-3		Laurent Brossoit (3 GA, 35 SVS)	Cam Lanigan (2 GA, 24 SVS)
Feb. 15	at Kelowna	W	38-13-3-4	6-3	Rhett Rachinski	Laurent Brossoit (3 GA, 25 SVS)	Adam Brown (5 GA, 20 SVS)
Feb. 17	at Vancouver	L	38-14-3-4	2-6		Laurent Brossoit (5 GA, 27 SVS)	Adam Morrison (2 GA, 26 SVS)
Feb. 20	Medicine Hat	W	39-14-3-4	5-4**		Tristan Jarry (1 GA, 16 SVS)	Kenny Cameron (4 GA, 36 SVS)
Feb. 22	Kelowna	L	39-15-3-4	4-6		Laurent Brossoit (2 GA, 11 SVS)	Jordon Cooke (4 GA, 43 SVS)
Feb. 24	at Calgary	W	40-15-3-4	4-1	Tristan Sieben	Laurent Brossoit (1 GA, 20 SVS)	Chris Driedger (3 GA, 22 SVS)
Feb. 26	Lethbridge	W	41-15-3-4	4-1	Tyler Maxwell	Laurent Brossoit (1 GA, 31 SVS)	Damien Ketlo (3 GA, 32 SVS)
Feb. 29	at Kootenay	W	42-15-3-4	3-1	Tyler Maxwell	Laurent Brossoit (1 GA, 32 SVS)	Mackenzie Skapski (3 GA, 24 SVS)
Mar. 3	Swift Current	W	43-15-3-4	2-1	Kristians Pelss	Tristan Jarry (1 GA, 18 SVS)	Jon Groenheyde (2 GA, 32 SVS)
Mar. 4	Saskatoon	W	44-15-3-4	3-1	Michael St. Croix	Laurent Brossoit (1 GA, 16 SVS)	Adam Todd (3 GA, 31 SVS)
Mar. 7	Moose Jaw	W	45-15-3-4	3-2*	Kristians Pelss	Laurent Brossoit (2 GA, 24 SVS)	Luke Siemens (3 GA, 35 SVS)
Mar. 9	at Red Deer	W	46-15-3-4	5-2	Curtis Lazar	Laurent Brossoit (2 GA, 24 SVS)	Deven Dubyk (3 GA, 36 SVS)
Mar. 10	Red Deer	W	47-15-3-4	7-4	Dylan Wruck	Laurent Brossoit (4 GA, 24 SVS)	Deven Dubyk (7 GA, 36 SVS)
Mar. 14	at Kootenay	W	48-15-3-4	5-4*	Kristians Pelss	Tristan Jarry (4 GA, 29 SVS)	Nathan Lieuwen (5 GA, 27 SVS)
Mar. 16	at Medicine Hat	W	49-15-3-4	4-2	Curtis Lazar	Laurent Brossoit (2 GA, 36 SVS)	Tyler Bunz (4 GA, 24 SVS)
Mar. 17	at Red Deer	W	50-15-3-4	7-3	Michael St. Croix	Laurent Brossoit (3 GA, 26 SVS)	Deven Dubyk (7 GA, 28 SVS)

EDMONTON OIL KINGS FINAL
REGULAR SEASON STATISTICS

	NAME	POS	GP	G	A	PTS	+/-	PIM	PPG	SHG	PT/G	PIMPG
18	Michael St. Croix	C	72	45	60	105	+40	49	18	0	1.46	0.68
11	Dylan Wruck	LW	66	21	59	80	+35	17	3	0	1.21	0.26
16	T.J. Foster	RW	69	30	45	75	+38	26	10	3	1.09	0.38
23	Tyler Maxwell (total)	C	66	37	34	71	+32	42	14	0	1.08	0.64
* 28	Martin Gernat	D	60	9	46	55	+41	46	2	0	0.92	0.77
26	Kristians Pelss	LW	63	28	22	50	+34	95	6	3	0.79	1.51
20	Rhett Rachinski	LW	72	27	23	50	+10	71	9	2	0.69	0.99
7	Stephane Legault	LW	58	15	24	39	+22	44	2	0	0.67	0.76
3	Mark Pysyk	D	57	6	32	38	+15	83	1	0	0.67	1.46
8	Griffin Reinhart	D	58	12	24	36	+23	38	5	0	0.62	0.66
* 27	Curtis Lazar	C	63	20	11	31	+15	56	4	0	0.49	0.89
* 2	Cody Corbett	D	54	6	20	26	+36	24	3	0	0.48	0.44
* 29	Mitchell Moroz	LW	66	16	9	25	+5	131	5	0	0.38	1.98
17	Jordan Peddle (total)	C	70	10	15	25	-5	102	0	0	0.36	1.46
9	Klarc Wilson	RW	67	7	18	25	0	109	0	0	0.37	1.63
* 10	Henrik Samuelsson	C	28	7	16	23	+18	42	1	0	0.82	1.50
4	Keegan Lowe	D	72	3	20	23	+17	139	0	1	0.32	1.93
* 25	Tristan Sieben	LW	34	5	9	14	+9	32	1	0	0.41	0.94
22	Ryan Dech	D	40	3	10	13	+17	34	0	1	0.33	0.85
* 5	Ashton Sautner	D	59	2	10	12	+29	38	0	0	0.20	0.64
10	Josh Lazowski	RW	17	4	4	8	+3	8	1	0	0.47	0.47
* 12	Cole Benson	C	46	5	0	5	-8	4	0	0	0.11	0.09
21	Travis Ewanyk	C	11	1	3	4	+8	8	0	1	0.36	0.73
* 24	Mason Geertsen	D	34	0	3	3	+5	70	0	0	0.09	2.06
31	Laurent Brossoit	G	61	0	3	3	0	2	0	0	0.05	0.03
* 13	Brandon Baddock	LW	1	0	0	0	0	0	0	0	0.00	0.00
1	Jon Groenheyde	G	1	0	0	0	0	0	0	0	0.00	0.00
15	David Stephens	C	2	0	0	0	0	0	0	0	0.00	0.00
36	Braeden Johnson	LW	4	0	0	0	+1	0	0	0	0.00	0.00
0	Ryan Aasman (total)	D	5	0	0	0	+5	6	0	0	0.00	1.20
* 30	Tristan Jarry	G	14	0	0	0	0	0	0	0	0.00	0.00

	NAME	GP	MIN	GA	SO	GAA	W	L	OTL	SOL	SA	SVS	SAV%
31	Laurent Brossoit	61	3574	147	3	2.47	42	13	2	3	1705	1558	0.914
1	Jon Groenheyde	1	65	3	0	2.77	0	0	0	1	26	23	0.885
30	Tristan Jarry	14	718	35	0	2.93	8	2	1	0	329	294	0.894

EDMONTON OIL KINGS FINAL
REGULAR SEASON STATISTICS

Team Record	50-15-3-4 -- 107 points
Division Ranking	1st Central
Conference Ranking	1st Eastern
League Ranking	1st
Home Record	29-5-1-1
Away Record	21-10-2-3
Goals For	310
Goals Against	193
PP (Overall)	(78/283) 27.6
PP (Home)	(38/143) 26.6
PP (Away)	(40/140) 28.6
PK (Overall)	(53/326) 83.7
PK (Home)	(25/153) 83.7
PK (Away)	(28/173) 83.8

Team PIM/GM	18.0/Game
Leading After 1st	31-2-2-1
Leading After 2nd	38-1-1-1
Tied After 1st	12-3-0-2
Tied After 2nd	8-1-2-3
Trailing After 1st	7-10-1-1
Trailing After 2nd	4-13-0-0
Out Shooting Opponents	42-8-2-3
Out Shot by Opponents	8-7-1-1
1-Goal Games	10-5-3-4
2-Goal Games	7-2-0-0
3-Goal Games	14-6-0-0

MICHAEL ST. CROIX

MARTIN GERNAT

EDMONTON OIL KINGS
2012 PLAYOFF SUMMARIES

DATE	OPPONENT	RESULT	RECORD	SCORE	GWG	GOALTENDER	OPPOSING GOALTENDER
Mar. 23	Kootenay	W	1-0-0-0	3-0	Mitchell Moroz	Laurent Brossoit (0 GA, 29 SVS)	Nathan Lieuwen (3 GA, 25 SVS)
Mar. 25	Kootenay	W	2-0-0-0	4-3	Keegan Lowe	Laurent Brossoit (3 GA, 22 SVS)	Nathan Lieuwen (4 GA, 41 SVS)
Mar. 28	at Kootenay	W	3-0-0-0	6-3	Kristians Pelss	Laurent Brossoit (3 GA, 23 SVS)	Nathan Lieuwen (5 GA, 31 SVS)
Mar. 29	at Kootenay	W	4-0-0-0	3-1	Rhett Rachinski	Laurent Brossoit (1 GA, 14 SVS)	Nathan Lieuwen (2 GA, 24 SVS)
Apr. 6	Brandon	W	5-0-0-0	2-1	Dylan Wruck	Laurent Brossoit (1 GA, 28 SVS)	Corbin Boes (2 GA, 45 SVS)
Apr. 7	Brandon	W	6-0-0-0	4-3	Jordan Peddle	Laurent Brossoit (3 GA, 26 SVS)	Corbin Boes (4 GA, 31 SVS)
Apr. 10	at Brandon	W	7-0-0-0	5-1	Curtis Lazar	Laurent Brossoit (1 GA, 25 SVS)	Corbin Boes (5 GA, 37 SVS)
Apr. 11	at Brandon	W	8-0-0-0	6-0	Henrik Samuelsson	Laurent Brossoit (0 GA, 24 SVS)	Corbin Boes (4 GA, 11 SVS)
Apr. 20	Moose Jaw	W	9-0-0-0	6-1	Stephane Legault	Laurent Brossoit (1 GA, 29 SVS)	Luke Siemens (5 GA, 19 SVS)
Apr. 22	Moose Jaw	W	10-0-0-0	6-1	Henrik Samuelsson	Laurent Brossoit (1 GA, 48 SVS)	Luke Siemens (5 GA, 26 SVS)
Apr. 24	at Moose Jaw	W	11-0-0-0	3-2	Michael St. Croix	Laurent Brossoit (2 GA, 30 SVS)	Luke Siemens (3 GA, 20 SVS)
Apr. 25	at Moose Jaw	L	11-1-0-0	1-5		Laurent Brossoit (4 GA, 29 SVS)	Justin Paulic (1 GA, 28 SVS)
Apr. 27	Moose Jaw	W	12-1-0-0	4-1	Martin Gernat	Laurent Brossoit (1 GA, 37 SVS)	Justin Paulic (4 GA, 20 SVS)
May. 3	Portland	W	13-1-0-0	3-2	Jordan Peddle	Laurent Brossoit (2 GA, 24 SVS)	Mac Carruth (3 GA, 26 SVS)
May. 4	Portland	L	13-2-0-0	1-5		Laurent Brossoit (4 GA, 22 SVS)	Mac Carruth (1 GA, 38 SVS)
May. 6	at Portland	L	13-3-0-0	3-4		Laurent Brossoit (4 GA, 29 SVS)	Mac Carruth (3 GA, 34 SVS)
May. 8	at Portland	W	14-3-0-0	4-3*	Rhett Rachinski	Laurent Brossoit (3 GA, 39 SVS)	Mac Carruth (4 GA, 38 SVS)
May. 10	Portland	W	15-3-0-0	4-3	Mark Pysyk	Laurent Brossoit (3 GA, 28 SVS)	Mac Carruth (4 GA, 31 SVS)
May. 12	at Portland	L	15-4-0-0	2-3		Laurent Brossoit (3 GA, 42 SVS)	Mac Carruth (2 GA, 30 SVS)
May. 13	Portland	W	16-4-0-0	4-1	Tyler Maxwell	Laurent Brossoit (1 GA, 19 SVS)	Mac Carruth (4 GA, 28 SVS)

EDMONTON OIL KINGS
2012 PLAYOFF STATISTICS

	NAME	POS	GP	G	A	PTS	+/-	PIM	PPG	SHG	PT/G	PIMPG
27	Curtis Lazar	C	20	8	11	19	9	4	2	0	0.95	0.2
18	Michael St. Croix	C	20	7	12	19	8	6	1	0	0.95	0.3
23	Tyler Maxwell	C	20	5	11	16	4	8	1	0	0.8	0.4
7	Stephane Legault	LW	20	5	9	14	10	6	1	0	0.7	0.3
10	Henrik Samuelsson	C	17	4	10	14	6	20	1	0	0.82	1.18
28	Martin Gernat	D	20	7	6	13	8	8	3	0	0.65	0.4
17	Jordan Peddle	C	20	6	7	13	10	31	0	1	0.65	1.55
20	Rhett Rachinski	LW	20	7	5	12	11	4	0	0	0.6	0.2
3	Mark Pysyk	D	20	3	8	11	9	16	1	1	0.55	0.8
26	Kristians Pelss	LW	17	5	5	10	5	4	0	0	0.59	0.24
16	T.J. Foster	RW	20	3	7	10	7	4	1	0	0.5	0.2
29	Mitchell Moroz	LW	20	4	4	8	2	24	2	0	0.4	1.2
8	Griffin Reinhart	D	20	2	6	8	14	20	0	0	0.4	1
4	Keegan Lowe	D	20	3	4	7	13	44	0	0	0.35	2.2
21	Travis Ewanyk	C	20	3	2	5	3	10	0	0	0.25	0.5
9	Klarc Wilson	RW	14	1	4	5	1	13	0	0	0.36	0.93
11	Dylan Wruck	LW	8	1	3	4	3	0	1	0	0.5	0
2	Cody Corbett	D	18	0	4	4	2	14	0	0	0.22	0.78
5	Ashton Sautner	D	19	0	2	2	8	10	0	0	0.11	0.53
31	Laurent Brossoit	G	20	0	2	2	0	0	0	0	0.1	0
22	Ryan Dech	D	3	0	1	1	-1	0	0	0	0.33	0
12	Cole Benson	C	1	0	0	0	0	0	0	0	0	0
25	Tristan Sieben	LW	3	0	0	0	-2	2	0	0	0	0.67
	BENCH		20	0				0				
	TOTALS		**20**	**74**	**123**	**197**	**130**	**248**	**14**	**2**	**9.85**	**12.4**

	NAME	GP	MIN	GA	SO	GAA	W	L	OTL	SOL	SA	SVS	SAV%
31	Laurent Brossoit	20	1204	41	2	2.04	16	4	0	0	608	567	0.933
	TOTALS	**20**	**1204**	**41**	**2**	**2.04**	**16**	**4**	**0**	**0**	**608**	**567**	**0.933**

Team Record ..... 16-4-0-0 -- 32 points
Division Ranking ..... 1st Central
Conference Ranking ..... 1st Eastern
League Ranking 1st
Home Record 10-1-0-0
Away Record 6-3-0-0
GF 74
GA 43
PP (Overall) ..... (14/69) 20.3
PP (Home) ..... (8/42) 19.0
PP (Away) ..... (6/27) 22.2
PK (Overall) ..... (10/73) 86.3
PK (Home) ..... (4/43) 90.7

PK (Away) ..... (6/30) 80.0
Team PIM/GM 12.4/Game
Leading After 1st 9-0-0-0
Leading After 2nd 14-0-0-0
Tied After 1st 3-2-0-0
Tied After 2nd 0-1-0-0
Trailing After 1st 4-2-0-0
Trailing After 2nd 2-3-0-0
Out Shooting Opponents 10-2-0-0
Out Shot by Opponents 4-2-0-0
1-Goal Games 7-2-0-0
2-Goal Games 1-0-0-0
3-Goal Games 4-0-0-0

WESTERN HOCKEY LEAGUE 2011-12

FINAL STANDINGS

DIVISON

EASTERN CONFERENCE

East Division		GP	W	L	OTL	SL	PTS	PCT	GF	GA	STK	P10	PIM
1	x Moose Jaw Warriors	72	45	19	6	2	98	0.681	258	213	4-0-0-0	7-2-1-0	1262
2	x Saskatoon Blades	72	40	29	1	2	83	0.576	268	250	0-1-0-0	4-4-1-1	1252
3	x Brandon Wheat Kings	72	39	28	1	4	83	0.576	273	257	3-0-0-1	7-2-0-1	1040
4	x Regina Pats	72	37	27	6	2	82	0.569	230	214	0-2-0-0	4-4-1-1	1144
5	Swift Current Broncos	72	27	37	2	6	62	0.431	216	272	1-0-0-0	4-5-0-1	1253
6	Prince Albert Raiders	72	21	45	3	3	48	0.333	219	312	0-5-0-0	1-8-0-1	1292
Central Division		**GP**	**W**	**L**	**OTL**	**SL**	**PTS**	**PCT**	**GF**	**GA**	**STK**	**P10**	**PIM**
1	y Edmonton Oil Kings	72	50	15	3	4	107	0.743	310	193	11-0-0-0	10-0-0-0	1297
2	x Calgary Hitmen	72	44	25	2	1	91	0.632	273	221	2-0-0-0	8-2-0-0	1328
3	x Medicine Hat Tigers	72	42	24	2	4	90	0.625	255	209	0-2-0-1	6-3-0-1	1148
4	x Kootenay Ice	72	36	26	6	4	82	0.569	222	201	0-3-2-0	3-5-2-0	1091
5	Red Deer Rebels	72	32	34	1	5	70	0.486	204	231	0-1-0-0	4-6-0-0	1065
6	Lethbridge Hurricanes	72	29	42	0	1	59	0.410	225	292	1-0-0-0	4-6-0-0	1230

WESTERN CONFERENCE

B.C. Division		GP	W	L	OTL	SL	PTS	PCT	GF	GA	STK	P10	PIM
1	x Kamloops Blazers	72	47	20	2	3	99	0.688	290	211	0-1-0-0	4-5-1-0	1098
2	x Vancouver Giants	72	40	26	2	4	86	0.597	255	234	3-0-0-1	5-3-1-1	1351
3	x Kelowna Rockets	72	31	31	4	6	72	0.500	217	242	2-0-1-0	5-3-1-1	1266
4	x Victoria Royals	72	24	41	3	4	55	0.382	233	325	2-0-1-0	4-5-1-0	1184
5	Prince George Cougars	72	24	46	0	2	50	0.347	166	257	1-0-0-0	5-5-0-0	1168
U.S. Division		**GP**	**W**	**L**	**OTL**	**SL**	**PTS**	**PCT**	**GF**	**GA**	**STK**	**P10**	**PIM**
1	y Tri-City Americans	72	50	18	2	2	104	0.722	281	190	0-1-0-0	6-3-1-0	1087
2	x Portland Winterhawks	72	49	19	3	1	102	0.708	328	229	1-0-0-0	6-4-0-0	1099
3	x Spokane Chiefs	72	38	25	5	4	85	0.590	257	225	1-0-0-0	5-3-1-1	1122
4	x Everett Silvertips	72	22	40	2	8	54	0.375	185	268	1-0-0-0	5-4-1-0	1287
5	Seattle Thunderbirds	72	25	45	1	1	52	0.361	173	292	0-2-0-0	4-6-0-0	1197

TOP 10 WHL SCORERS

	Name	Team	GP	G	A	PTS	PIM
1	Brendan Shinnimin	Tri-City Americans	69	58	76	134	82
2	Mark Stone	Brandon Wheat Kings	66	41	82	123	22
3	Ty Rattie	Portland Winterhawks	69	57	64	121	54
4	Adam Hughesman	Tri-City Americans	72	50	66	116	42
5	Jordan Weal	Regina Pats	70	41	75	116	36
6	Patrick Holland	Tri-City Americans	72	25	84	109	48
7	Emerson Etem	Medicine Hat Tigers	65	61	46	107	34
8	**Michael St. Croix**	**Edmonton Oil Kings**	**72**	**45**	**60**	**105**	**49**
9	Michael Ferland	Brandon Wheat Kings	68	47	49	96	84
10	Sven Bartschi	Portland Winterhawks	47	33	61	94	36

WESTERN HOCKEY LEAGUE 2011-12

FINAL STANDINGS

CONFERENCE

EASTERN CONFERENCE

	Eastern Conference	GP	W	L	OTL	SL	PTS	PCT	GF	GA	STK	P10	PIM
1	y * Edmonton Oil Kings	72	50	15	3	4	107	0.743	310	193	11-0-0-0	10-0-0-0	1297
2	x Moose Jaw Warriors	72	45	19	6	2	98	0.681	258	213	4-0-0-0	7-2-1-0	1262
3	x Calgary Hitmen	72	44	25	2	1	91	0.632	273	221	2-0-0-0	8-2-0-0	1328
4	x Medicine Hat Tigers	72	42	24	2	4	90	0.625	255	209	0-2-0-1	6-3-0-1	1148
5	x Saskatoon Blades	72	40	29	1	2	83	0.576	268	250	0-1-0-0	4-4-1-1	1252
6	x Brandon Wheat Kings	72	39	28	1	4	83	0.576	273	257	3-0-0-1	7-2-0-1	1040
7	x Regina Pats	72	37	27	6	2	82	0.569	230	214	0-2-0-0	4-4-1-1	1144
8	x Kootenay Ice	72	36	26	6	4	82	0.569	222	201	0-3-2-0	3-5-2-0	1091
9	Red Deer Rebels	72	32	34	1	5	70	0.486	204	231	0-1-0-0	4-6-0-0	1065
10	Swift Current Broncos	72	27	37	2	6	62	0.431	216	272	1-0-0-0	4-5-0-1	1253
11	Lethbridge Hurricanes	72	29	42	0	1	59	0.410	225	292	1-0-0-0	4-6-0-0	1230
12	Prince Albert Raiders	72	21	45	3	3	48	0.333	219	312	0-5-0-0	1-8-0-1	1292

WESTERN CONFERENCE

	Western Conference	GP	W	L	OTL	SL	PTS	PCT	GF	GA	STK	P10	PIM
1	y * Tri-City Americans	72	50	18	2	2	104	0.722	281	190	0-1-0-0	6-3-1-0	1087
2	x Kamloops Blazers	72	47	20	2	3	99	0.688	290	211	0-1-0-0	4-5-1-0	1098
3	x Portland Winterhawks	72	49	19	3	1	102	0.708	328	229	1-0-0-0	6-4-0-0	1099
4	x Vancouver Giants	72	40	26	2	4	86	0.597	255	234	3-0-0-1	5-3-1-1	1351
5	x Spokane Chiefs	72	38	25	5	4	85	0.590	257	225	1-0-0-0	5-3-1-1	1122
6	x Kelowna Rockets	72	31	31	4	6	72	0.500	217	242	2-0-1-0	5-3-1-1	1266
7	x Victoria Royals	72	24	41	3	4	55	0.382	233	325	2-0-1-0	4-5-1-0	1184
8	x Everett Silvertips	72	22	40	2	8	54	0.375	185	268	1-0-0-0	5-4-1-0	1287
9	Seattle Thunderbirds	72	25	45	1	1	52	0.361	173	292	0-2-0-0	4-6-0-0	1197
10	Prince George Cougars	72	24	46	0	2	50	0.347	166	257	1-0-0-0	5-5-0-0	1168

TOP 10 WHL GOALTENDERS

	Name	Team	GP	Min	SA	SVS	GA	SO	GAA	SAV%	W	L	OTL	SOL
1	Ty Rimmer	Tri-City Americans	46	2665	1383	1275	108	5	2.43	0.922	31	12	1	1
2	**Laurent Brossoit**	**Edmonton Oil Kings**	**61**	**3574**	**1705**	**1558**	**147**	**3**	**2.47**	**0.914**	**42**	**13**	**2**	**3**
3	Nathan Lieuwen	Kootenay Ice	57	3340	1622	1483	139	3	2.50	0.914	27	20	6	2
4	Luke Siemens	Moose Jaw Warriors	56	3202	1483	1347	136	4	2.55	0.908	35	14	4	2
5	Tyler Bunz	Medicine Hat Tigers	61	3616	1968	1813	155	3	2.57	0.921	39	17	2	3
6	Cole Cheveldave*	Kamloops Blazers	55	3089	1477	1342	135	4	2.62	0.909	34	11	2	3
7	Eric Comrie*	Tri-City Americans	31	1663	740	666	74	3	2.67	0.900	19	6	1	1
8	Mac Engel	Spokane Chiefs	54	2971	1247	1114	133	1	2.69	0.893	28	19	1	3
9	Patrik Bartosak*	Red Deer Rebels	25	1466	789	722	67	1	2.74	0.915	14	10	0	1
10	Matt Hewitt	Regina Pats	60	3475	1684	1524	160	4	2.76	0.905	32	21	4	2

WHL LEAGUE LEADERS

GOALS

PLAYER	TEAM	G
Emerson Etem	Medicine Hat Tigers	61
Brendan Shinnimin	Tri-City Americans	58
Ty Rattie	Portland Winterhawks	57
Adam Hughesman	Tri-City Americans	50
Hunter Shinkaruk	Medicine Hat Tigers	49
Michael Ferland	Brandon Wheat Kings	47
Michael St. Croix	**Edmonton Oil Kings**	**45**
Brad Ross	Portland Winterhawks	42
Brendan Gallagher	Vancouver Giants	41
Mark Stone	Brandon Wheat Kings	41

ASSISTS

PLAYER	TEAM	A
Patrick Holland	Tri-City Americans	84
Mark Stone	Brandon Wheat Kings	82
Brendan Shinnimin	Tri-City Americans	76
Jordan Weal	Regina Pats	75
Adam Hughesman	Tri-City Americans	66
Ty Rattie	Portland Winterhawks	64
Justin Maylan	Prince Albert Raiders	63
Sven Bartschi	Portland Winterhawks	61
Michael St. Croix	**Edmonton Oil Kings**	**60**
Dylan Wruck	**Edmonton Oil Kings**	**59**

POWER PLAY GOALS

PLAYER	TEAM	G
Ty Rattie	Portland Winterhawks	26
Brendan Shinnimin	Tri-City Americans	21
Adam Hughesman	Tri-City Americans	19
Michael Ferland	Brandon Wheat Kings	18
Michael St. Croix	**Edmonton Oil Kings**	**18**
Emerson Etem	Medicine Hat Tigers	17
Hunter Shinkaruk	Medicine Hat Tigers	17
Mark Stone	Brandon Wheat Kings	16
Kenton Miller	Moose Jaw Warriors	16
Mike Winther	Prince Albert Raiders	16

SHORTHANDED GOALS

PLAYER	TEAM	G
Emerson Etem	Medicine Hat Tigers	10
Brendan Shinnimin	Tri-City Americans	7
Mark McNeill	Prince Albert Raiders	6
Jordan Weal	Regina Pats	6
Justin Feser	Tri-City Americans	6
Sven Bartschi	Portland Winterhawks	5
Josh Nicholls	Saskatoon Blades	5
Darian Dziurzynski	Brandon Wheat Kings	5
Liam Stewart	Spokane Chiefs	4
Trevor Cheek	Calgary Hitmen	4

PENALTY MINUTES

PLAYER	TEAM	PIM
Cody Beach	Moose Jaw Warriors	229
Darren Kramer	Spokane Chiefs	200
Tyler Yaworski	Prince Albert Raiders	188
Andy Blanke	Swift Current Broncos	168
Lukas Sutter	Saskatoon Blades	165
Brett Lyon	Kelowna Rockets	164
Brad Ross	Portland Winterhawks	163
Josh Caron	Everett Silvertips	159
Campbell Elynuik	Prince George Cougars	156
Wes Vannieuwenhuizen	Vancouver Giants	152

PLUS/MINUS

PLAYER	TEAM	+/-
Mark Stone	Brandon Wheat Kings	+45
Zachary Yuen	Tri-City Americans	+45
Brendan Shinnimin	Tri-City Americans	+45
Patrick Holland	Tri-City Americans	+42
Martin Gernat	**Edmonton Oil Kings**	**+41**
Adam Hughesman	Tri-City Americans	+40
Michael St. Croix	**Edmonton Oil Kings**	**+40**
T.J. Foster	**Edmonton Oil Kings**	**+38**
Tyler Hansen	Kamloops Blazers	+38
Cody Corbett	**Edmonton Oil Kings**	**+36**

ROOKIE SCORING

PLAYER	TEAM	PTS
Marek Tvrdon	Vancouver Giants	74
Tim Bozon	Kamloops Blazers	71
Victor Rask	Calgary Hitmen	63
Sam Reinhart	Kootenay Ice	62
Logan Nelson	Victoria Royals	62
Alex Gogolev	Calgary Hitmen	57
Martin Gernat	**Edmonton Oil Kings**	**55**
Coda Gordon	Swift Current Broncos	53
Alessio Bertaggia	Brandon Wheat Kings	50
Graham Black	Swift Current Broncos	50

DEFENCEMAN SCORING

PLAYER	TEAM	PTS
Brenden Kichton	Spokane Chiefs	74
Joseph Morrow	Portland Winterhawks	64
Ryan Pulock	Brandon Wheat Kings	60
Derrick Pouliot	Portland Winterhawks	59
James Bettauer	Medicine Hat Tigers	58
Mathew Dumba	Red Deer Rebels	57
Martin Gernat	**Edmonton Oil Kings**	**55**
Dalton Thrower	Saskatoon Blades	54
Matthew Konan	Medicine Hat Tigers	54
Eric Roy	Brandon Wheat Kings	53

WHL LEAGUE LEADERS

WINS

PLAYER	TEAM	W
Laurent Brossoit	**Edmonton Oil Kings**	**42**
Mac Carruth	Portland Winterhawks	42
Tyler Bunz	Medicine Hat Tigers	39
Adam Morrison	Vancouver Giants	36
Luke Siemens	Moose Jaw Warriors	35
Cole Cheveldave	Kamloops Blazers	34
Matt Hewitt	Regina Pats	32
Ty Rimmer	Tri-City Americans	31
Andrey Makarov	Saskatoon Blades	29
Mac Engel	Spokane Chiefs	28

SHUTOUTS

PLAYER	TEAM	G
Ty Rimmer	Tri-City Americans	5
Calvin Pickard	Seattle Thunderbirds	5
Cole Cheveldave	Kamloops Blazers	4
Luke Siemens	Moose Jaw Warriors	4
Matt Hewitt	Regina Pats	4
Eric Comrie	Tri-City Americans	3
Chris Driedger	Calgary Hitmen	3
Nathan Lieuwen	Kootenay Ice	3
Laurent Brossoit	**Edmonton Oil Kings**	**3**
Tyler Bunz	Medicine Hat Tigers	3

MINUTES

PLAYER	TEAM	G
Calvin Pickard	Seattle Thunderbirds	3630
Drew Owsley	Prince George Cougars	3628
Tyler Bunz	Medicine Hat Tigers	3616
Mac Carruth	Portland Winterhawks	3592
Laurent Brossoit	**Edmonton Oil Kings**	**3574**
Jon Groenheyde	Swift Current Broncos	3533
Kent Simpson	Everett Silvertips	3481
Matt Hewitt	Regina Pats	3475
Nathan Lieuwen	Kootenay Ice	3340
Adam Morrison	Vancouver Giants	3257

SAVES

PLAYER	TEAM	SAV%
Calvin Pickard	Seattle Thunderbirds	2085
Kent Simpson	Everett Silvertips	1935
Jon Groenheyde	Swift Current Broncos	1831
Tyler Bunz	Medicine Hat Tigers	1813
Drew Owsley	Prince George Cougars	1810
Mac Carruth	Portland Winterhawks	1662
Andrey Makarov	Saskatoon Blades	1640
Keith Hamilton	Victoria Royals	1571
Laurent Brossoit	**Edmonton Oil Kings**	**1558**
Matt Hewitt	Regina Pats	1524

GOALS AGAINST AVERAGE

PLAYER	TEAM	GAA
Ty Rimmer	Tri-City Americans	2.43
Laurent Brossoit	**Edmonton Oil Kings**	**2.47**
Nathan Lieuwen	Kootenay Ice	2.50
Luke Siemens	Moose Jaw Warriors	2.55
Tyler Bunz	Medicine Hat Tigers	2.57
Cole Cheveldave	Kamloops Blazers	2.62
Eric Comrie	Tri-City Americans	2.67
Mac Engel	Spokane Chiefs	2.69
Patrik Bartosak	Red Deer Rebels	2.74
Matt Hewitt	Regina Pats	2.76

SAVE PERCENTAGE

PLAYER	TEAM	SAV%
Ty Rimmer	Tri-City Americans	0.922
Tyler Bunz	Medicine Hat Tigers	0.921
Corbin Boes	Brandon Wheat Kings	0.916
Patrik Bartosak	Red Deer Rebels	0.915
Nathan Lieuwen	Kootenay Ice	0.914
Laurent Brossoit	**Edmonton Oil Kings**	**0.914**
Andrey Makarov	Saskatoon Blades	0.913
Kent Simpson	Everett Silvertips	0.909
Cole Cheveldave	Kamloops Blazers	0.909
Luke Siemens	Moose Jaw Warriors	0.908

LAURENT BROSSOIT

WHL LEAGUE LEADERS

PLAYER STREAKS - GOALS

	GP	PLAYER	TEAM	FROM	TO	G	A	PTS
1	11	Emerson Etem	Medicine Hat Tigers	Dec 10, 2011	Jan 27, 2012	16	2	18
2	10	Brendan Shinnimin	Tri-City Americans	Feb 10, 2012	Feb 26, 2012	21	13	34
3	8	Emerson Etem	Medicine Hat Tigers	Sep 28, 2011	Oct 12, 2011	13	4	17
4	8	Mark Stone	Brandon Wheat Kings	Nov 9, 2011	Nov 25, 2011	10	11	21
5	8	Emerson Etem	Medicine Hat Tigers	Oct 18, 2011	Nov 5, 2011	10	8	18
6	8	Mark Stone	Brandon Wheat Kings	Oct 19, 2011	Nov 5, 2011	8	7	15
7	7	Jordan Weal	Regina Pats	Dec 30, 2011	Jan 13, 2012	8	13	21
8	7	Cam Braes	Lethbridge Hurricanes	Nov 25, 2011	Dec 7, 2011	8	3	11
9	6	Adam Hughesman	Tri-City Americans	Mar 4, 2012	Mar 16, 2012	11	2	13
10	6	Mike Winther	Prince Albert Raiders	Dec 4, 2011	Dec 13, 2011	10	5	15
11	6	Ty Rattie	Portland Winterhawks	Nov 2, 2011	Nov 18, 2011	9	7	16
12	6	Turner Elson	Red Deer Rebels	Oct 29, 2011	Nov 12, 2011	8	5	13
13	**6**	**Tyler Maxwell**	**Edmonton Oil Kings**	**Jan 12, 2012**	**Jan 21, 2012**	**8**	**5**	**13**
14	6	Brad Ross	Portland Winterhawks	Dec 3, 2011	Dec 28, 2011	8	2	10
15	6	John Persson	Red Deer Rebels	Nov 4, 2011	Nov 13, 2011	7	7	14
16	6	Brendan Ranford	Kamloops Blazers	Jan 28, 2012	Feb 10, 2012	7	4	11

PLAYER STREAKS - ASSISTS

	GP	PLAYER	TEAM	FROM	TO	G	A	PTS
1	19	Patrick Holland	Tri-City Americans	Feb 10, 2012	Mar 16, 2012	4	34	38
2	14	Mark Stone	Brandon Wheat Kings	Sep 22, 2011	Oct 28, 2011	10	20	30
3	13	Mark Stone	Brandon Wheat Kings	Jan 25, 2012	Feb 21, 2012	7	22	29
4	11	Justin Maylan	Prince Albert Raiders	Dec 9, 2011	Jan 7, 2012	5	15	20
5	10	Brendan Shinnimin	Tri-City Americans	Dec 2, 2011	Dec 31, 2011	11	12	23
6	10	Kevin Sundher	Victoria Royals	Dec 9, 2011	Jan 7, 2012	3	15	18
7	9	Sven Bartschi	Portland Winterhawks	Oct 14, 2011	Nov 18, 2011	5	21	26
8	9	Jordan Weal	Regina Pats	Jan 13, 2012	Feb 3, 2012	5	11	16
9	9	Derrick Pouliot	Portland Winterhawks	Feb 6, 2012	Feb 24, 2012	1	13	14
10	8	Mark Stone	Brandon Wheat Kings	Mar 2, 2012	present	2	16	18

PLAYER STREAKS - POINTS

	GP	PLAYER	TEAM	FROM	TO	G	A	PTS
1	23	Brendan Shinnimin	Tri-City Americans	Feb 3, 2012	present	29	31	60
2	20	Patrick Holland	Tri-City Americans	Feb 10, 2012	present	5	34	39
3	19	Emerson Etem	Medicine Hat Tigers	Dec 10, 2011	Feb 15, 2012	23	9	32
4	18	Mark Stone	Brandon Wheat Kings	Sep 22, 2011	Nov 5, 2011	14	23	37
5	17	Emerson Etem	Medicine Hat Tigers	Sep 28, 2011	Nov 5, 2011	23	16	39
6	16	Jordan Weal	Regina Pats	Oct 12, 2011	Nov 22, 2011	8	16	24
7	15	Jordan Weal	Regina Pats	Dec 30, 2011	Feb 3, 2012	11	21	32
8	14	Mark Stone	Brandon Wheat Kings	Jan 25, 2012	Feb 24, 2012	8	22	30
9	13	Brendan Shinnimin	Tri-City Americans	Dec 2, 2011	Jan 7, 2012	15	15	30
10	13	Hunter Shinkaruk	Medicine Hat Tigers	Jan 21, 2012	Mar 2, 2012	13	14	27
11	13	Brendan Ranford	Kamloops Blazers	Jan 28, 2012	Feb 25, 2012	11	11	22
12	13	Oliver Gabriel	Portland Winterhawks	Jan 24, 2012	Feb 24, 2012	8	13	21

WHL LEAGUE LEADERS

TEAM - POWER PLAY

	TEAM	GP	PP	GF	SHGA	PP%
1	Portland Winterhawks	72	357	104	12	29.1
2	**Edmonton Oil Kings**	**72**	**283**	**78**	**5**	**27.6**
3	Brandon Wheat Kings	72	285	75	6	26.3
4	Swift Current Broncos	72	274	67	8	24.5
5	Medicine Hat Tigers	72	358	87	11	24.3
6	Kamloops Blazers	72	353	84	6	23.8
7	Tri-City Americans	72	344	81	6	23.5
8	Moose Jaw Warriors	72	326	75	8	23.0
9	Saskatoon Blades	72	330	73	16	22.1
10	Kelowna Rockets	72	328	72	13	22.0
11	Lethbridge Hurricanes	72	316	69	10	21.8
12	Calgary Hitmen	72	321	67	7	20.9
13	Regina Pats	72	305	63	8	20.7
14	Vancouver Giants	72	327	66	10	20.2
15	Victoria Royals	72	328	66	19	20.1
16	Kootenay Ice	72	289	57	6	19.7
17	Everett Silvertips	72	263	51	10	19.4
18	Prince Albert Raiders	72	279	54	15	19.4
19	Red Deer Rebels	72	284	48	12	16.9
20	Spokane Chiefs	72	304	51	14	16.8
21	Seattle Thunderbirds	72	289	47	11	16.3
22	Prince George Cougars	72	299	36	12	12.0

TEAM - PENALTY KILL

	TEAM	GP	PP	GF	SHGA	PP%
1	Tri-City Americans	72	324	52	16	84.0
2	**Edmonton Oil Kings**	**72**	**326**	**53**	**11**	**83.7**
3	Portland Winterhawks	72	290	50	16	82.8
4	Calgary Hitmen	72	315	60	13	81.0
5	Kootenay Ice	72	298	58	8	80.5
6	Saskatoon Blades	72	316	63	14	80.1
7	Moose Jaw Warriors	72	304	61	4	79.9
8	Red Deer Rebels	72	293	59	10	79.9
9	Vancouver Giants	72	338	69	6	79.6
10	Kamloops Blazers	72	304	64	16	78.9
11	Spokane Chiefs	72	296	63	13	78.7
12	Regina Pats	72	299	66	11	77.9
13	Victoria Royals	72	314	70	6	77.7
14	Medicine Hat Tigers	72	291	66	13	77.3
15	Brandon Wheat Kings	72	260	60	10	76.9
16	Kelowna Rockets	72	327	76	9	76.8
17	Everett Silvertips	72	335	78	11	76.7
18	Prince George Cougars	72	304	71	7	76.6
19	Seattle Thunderbirds	72	332	79	5	76.2
20	Lethbridge Hurricanes	72	341	82	6	76.0
21	Prince Albert Raiders	72	360	94	16	73.9
22	Swift Current Broncos	72	275	77	4	72.0

MARK PYSYK

CURTIS LAZAR

OIL KINGS REGULAR SEASON GAME-BY-GAME

DATE	OPPONENT	2 CORBETT	3 PYSYK	4 LOWE	5 SAUTNER	6 AASMAN	7 LEGAULT	8 REINHART	9 WILSON	10 LAZOWSKI	10 SAMUELSSON
Sep. 25	at Red Deer	-	0 0 -1	0 0 -1	0 1 1	-	0 0 0	0 1 1	0 0 0	1 1 1	-
Sep. 28	at Prince Albert	-	0 0 0	0 0 0	0 2 2	-	0 1 1	0 1 2	0 0 1	0 0 1	-
Sep. 30	Medicine Hat	-	0 2 -1	0 0 -1	0 1 -1	-	0 0 1	0 0 -1	0 0 0	0 0 -3	-
Oct. 1	at Medicine Hat	-	0 0 1	0 0 1	-	-	0 0 1	0 0 0	0 0 -1	1 0 2	-
Oct. 5	Kootenay	-	0 0 -1	0 0 -1	0 0 0	-	-	0 0 0	0 0 0	0 0 0	-
Oct. 7	at Moose Jaw	-	0 1 0	0 1 2	0 0 0	-	0 0 0	-	0 0 0	0 0 1	-
Oct. 8	at Saskatoon	-	0 0 -1	0 0 -3	0 0 0	-	1 0 0	-	0 0 -2	0 0 -1	-
Oct. 9	at Swift Current	-	0 0 0	0 0 0	0 0 2	-	3 0 2	-	0 0 0	0 0 0	-
Oct. 11	at Lethbridge	-	0 1 1	0 0 1	0 0 0	-	0 1 1	-	1 1 2	-	-
Oct. 12	at Kootenay	-	0 1 1	0 0 1	0 1 1	-	1 0 0	-	0 0 0	-	-
Oct. 14	Regina	-	0 0 0	0 1 1	0 0 -1	-	0 0 0	0 0 -1	1 0 1	-	-
Oct. 19	Moose Jaw	-	0 0 -1	0 0 -1	0 0 0	-	0 0 0	2 0 1	0 0 -1	-	-
Oct. 21	Portland	-	0 0 1	0 0 2	1 0 3	-	1 0 1	0 1 0	0 1 1	-	-
Oct. 26	Everett	-	0 3 1	1 0 1	-	-	0 0 0	0 1 0	0 1 1	0 0 0	-
Oct. 28	at Regina	-	0 0 -1	0 1 0	0 0 0	-	-	0 0 0	0 0 -1	0 0 0	-
Oct. 29	at Brandon	0 0 1	-	0 0 -1	0 0 -1	-	-	0 0 0	0 0 -1	0 1 1	-
Nov. 5	Seattle	0 0 0	1 1 3	0 1 3	-	-	0 1 1	0 0 0	0 0 0	0 1 1	-
Nov. 8	at Victoria	1 1 1	0 2 1	0 0 1	0 1 1	-	2 1 3	0 0 3	0 1 1	-	-
Nov. 9	at Vancouver	0 0 -2	0 0 0	0 0 -1	0 0 -2	-	0 0 0	1 0 0	0 0 -1	-	-
Nov. 11	at Kelowna	0 0 0	0 0 0	0 0 -1	-	-	0 0 -1	0 1 0	0 0 0	0 0 0	-
Nov. 12	at Kamloops	0 0 1	0 0 0	1 0 1	0 0 -1	-	0 0 -1	-	-	0 0 0	-
Nov. 18	Prince Albert	0 0 0	-	0 0 -1	0 0 1	-	-	-	0 0 -1	0 0 -1	-
Nov. 19	at Lethbridge	0 0 -1	-	0 0 -1	0 0 -1	-	-	-	0 1 0	1 0 -1	-
Nov. 23	at Lethbridge	0 0 1	-	0 1 0	0 0 2	-	-	1 0 3	1 2 1	1 1 2	-
Nov. 25	Medicine Hat	0 1 3	-	0 0 0	0 0 0	-	-	0 0 0	0 0 0	-	-
Nov. 26	Lethbridge	0 1 3	-	0 0 0	0 0 0	-	-	0 1 0	0 0 0	-	-
Nov. 29	Spokane	1 0 2	0 1 1	0 1 0	-	-	-	0 1 1	0 0 0	-	-
Dec. 1	Calgary	0 2 2	0 3 1	0 0 1	-	-	-	0 0 0	0 1 0	-	-
Dec. 4	Saskatoon	0 0 -1	1 0 0	0 2 0	0 1 2	-	-	0 1 1	0 1 0	-	-
Dec. 6	Calgary	0 1 1	0 0 0	0 0 1	-	-	1 1 1	1 2 0	0 1 1	-	-
Dec. 8	Brandon	-	0 1 1	0 1 1	0 0 2	-	1 1 2	1 0 1	1 0 1	-	-
Dec. 10	Prince Albert	0 1 0	-	0 0 -2	0 0 4	-	0 0 1	0 0 -1	0 0 -1	-	-
Dec. 14	Victoria	1 1 2	-	0 0 1	-	-	0 2 1	0 1 1	0 0 0	-	-
Dec. 17	Calgary	0 2 1	-	0 0 0	0 0 0	-	0 0 0	0 0 1	0 0 0	-	-
Dec. 18	Regina	0 0 -2	-	0 0 0	-	-	0 1 1	1 0 -2	1 0 -1	-	-
Dec. 27	at Saskatoon	0 0 -1	-	0 0 2	0 0 1	0 0 3	0 0 0	1 0 1	1 2 3	-	-
Dec. 28	at Moose Jaw	0 0 0	-	0 0 -1	0 0 0	0 0 1	0 0 -1	0 1 1	0 0 1	-	-
Dec. 30	at Brandon	0 0 0	-	0 1 2	0 1 2	0 0 2	1 0 1	0 1 0	0 0 0	-	-
Jan. 1	at Regina	0 1 0	-	0 0 -1	0 0 -1	0 0 0	0 0 -1	0 0 0	0 0 0	-	-
Jan. 4	Lethbridge	0 2 3	-	0 1 -1	0 0 1	-	0 2 0	0 1 2	1 0 1	-	-
Jan. 7	Swift Current	0 1 2	1 0 0	0 0 1	-	-	0 0 -1	1 0 -1	0 0 -1	-	-
Jan. 8	Red Deer	0 0 0	0 0 0	0 0 0	0 0 3	-	0 2 1	0 0 0	-	-	-
Jan. 12	at Medicine Hat	0 0 1	0 2 0	0 0 1	0 0 2	-	0 0 -1	-	0 1 1	-	0 1 0
Jan. 14	Kootenay	0 1 0	0 2 0	0 0 0	0 0 1	-	0 1 1	-	0 0 -1	-	1 0 1
Jan. 15	at Calgary	0 0 -1	0 0 0	0 0 0	0 0 -1	-	0 1 -1	-	0 0 0	-	0 0 -1
Jan. 18	Prince George	1 0 2	0 0 1	0 0 1	0 0 1	-	0 0 0	-	0 0 0	-	-
Jan. 20	at Swift Current	0 0 0	1 2 3	0 1 2	0 0 2	-	0 2 2	-	0 0 1	-	1 0 1
Jan. 21	at Prince Albert	0 1 0	0 0 0	0 1 3	0 1 2	-	0 1 2	-	0 0 0	-	0 2 1
Jan. 25	Tri-City	0 0 -1	0 0 -1	0 1 0	0 0 2	-	0 1 0	2 0 1	0 0 -1	-	0 2 2
Jan. 27	Brandon	0 1 4	0 1 1	0 0 1	0 0 -1	-	0 0 1	0 0 -1	0 0 0	-	2 0 2
Jan. 28	Vancouver	0 0 1	0 0 -2	0 1 -1	0 0 -1	-	0 0 0	0 0 -1	0 0 -1	-	0 1 0
Feb. 3	Red Deer	0 0 1	0 0 1	0 0 0	0 0 0	-	-	0 0 0	0 0 0	-	0 0 -1
Feb. 7	Kootenay	0 0 0	0 0 1	0 0 1	0 0 1	-	0 1 1	1 1 1	0 0 0	-	0 0 0
Feb. 8	at Calgary	0 0 2	0 1 1	0 0 0	0 0 -2	-	1 0 1	0 1 1	0 1 1	-	0 1 2
Feb. 10	at Prince George	0 0 1	0 0 -3	0 0 -4	0 0 -1	-	0 0 -2	0 0 0	0 0 -1	-	0 0 -1
Feb. 11	at Prince George	-	0 0 4	0 3 5	0 0 0	-	0 0 0	0 0 1	0 1 1	-	1 0 2
Feb. 14	at Kamloops	0 0 0	0 0 1	0 0 1	0 0 0	-	0 0 0	0 0 -1	0 0 0	-	0 1 1
Feb. 15	at Kelowna	0 1 1	0 2 1	1 0 1	0 0 0	-	0 0 0	0 0 0	0 0 0	-	1 0 1
Feb. 17	at Vancouver	-	0 0 -1	0 0 -1	0 0 -1	-	0 0 0	0 1 -5	0 0 -2	-	0 0 0
Feb. 20	Medicine Hat	0 0 1	1 2 1	0 0 0	0 0 0	-	0 0 0	0 0 2	0 0 -1	-	0 2 2
Feb. 22	Kelowna	0 0 0	0 1 -2	0 0 -2	0 1 1	-	0 0 -1	0 1 0	0 0 -3	-	0 0 0
Feb. 24	at Calgary	0 0 2	0 0 0	0 0 0	0 0 1	-	0 0 1	0 1 1	-	-	-
Feb. 26	Lethbridge	0 0 -1	0 0 1	0 1 1	0 0 2	-	1 0 1	0 0 2	0 0 0	-	0 1 1
Feb. 29	at Kootenay	0 0 2	0 0 0	0 0 0	0 0 1	-	-	0 0 1	0 1 1	-	0 1 1
Mar. 3	Swift Current	0 1 1	0 0 1	0 0 0	-	-	-	0 1 1	0 0 0	-	0 1 1
Mar. 4	Saskatoon	0 0 1	0 0 0	0 1 0	0 0 0	-	0 1 0	0 1 1	0 0 0	-	0 1 1
Mar. 7	Moose Jaw	0 0 -1	0 1 1	0 0 1	0 0 -1	-	2 0 1	0 1 0	0 0 0	-	0 0 1
Mar. 9	at Red Deer	0 0 0	0 1 0	0 0 0	0 0 0	-	0 0 0	0 0 2	0 0 -1	-	0 0 0
Mar. 10	Red Deer	2 0 0	0 1 -1	0 0 0	-	-	0 0 -1	0 1 4	0 1 1	-	0 1 1
Mar. 14	at Kootenay	0 0 1	0 0 1	0 0 0	0 0 -1	-	0 0 0	0 0 -3	-	-	0 0 -1
Mar. 16	at Medicine Hat	0 1 2	1 0 -1	0 0 0	-	-	0 2 2	0 0 1	-	-	1 0 0
Mar. 17	at Red Deer	0 0 1	0 0 1	0 0 1	1 0 2	-	0 1 1	0 1 2	0 1 1	-	0 1 1

OIL KINGS REGULAR SEASON GAME-BY-GAME

DATE	OPPONENT	11 WRUCK	12 BENSON	13 BADDOCK	15 STEPHENS	16 FOSTER	17 PEDDLE	18 ST. CROIX	20 RACHINSKI	21 EWANYK	22 22 DECH
Sep. 25	at Red Deer	0 1 1	0 0 1	-	-	1 0 -1	-	0 0 -1	0 0 1	-	0 0 0
Sep. 28	at Prince Albert	1 0 3	0 0 0	-	-	0 0 0	-	1 1 3	1 0 1	-	0 0 2
Sep. 30	Medicine Hat	0 0 -3	0 0 -2	-	-	1 2 -1	-	0 0 -3	0 0 0	-	0 0 -2
Oct. 1	at Medicine Hat	0 0 -1	0 0 -1	-	-	0 0 -1	-	0 0 -1	1 1 2	-	0 0 -1
Oct. 5	Kootenay	0 1 -1	0 0 0	-	-	1 0 0	0 0 0	0 0 -1	0 0 0	-	0 0 0
Oct. 7	at Moose Jaw	0 0 0	0 0 0	-	-	0 1 0	0 0 1	0 0 0	0 1 1	-	0 0 0
Oct. 8	at Saskatoon	0 0 -1	0 0 0	-	-	0 0 -1	0 0 -2	0 0 -2	0 0 -2	-	0 0 1
Oct. 9	at Swift Current	0 0 1	-	-	-	0 1 2	0 0 0	0 1 1	0 0 0	-	0 0 2
Oct. 11	at Lethbridge	0 0 -1	0 0 0	-	-	1 1 0	0 1 1	1 1 1	1 2 2	-	0 1 1
Oct. 12	at Kootenay	0 3 3	0 0 0	-	-	0 1 0	0 1 1	1 0 1	1 0 1	-	0 0 2
Oct. 14	Regina	1 0 -2	0 0 0	-	-	1 0 -1	0 0 0	0 1 -1	0 0 1	-	0 0 0
Oct. 19	Moose Jaw	0 0 0	0 0 0	-	0 0 0	0 1 1	0 0 0	0 2 1	0 0 -1	-	-
Oct. 21	Portland	1 3 3	0 0 -1	-	0 0 0	1 2 2	0 0 0	1 2 3	0 1 0	-	1 0 3
Oct. 26	Everett	0 1 0	0 0 1	-	-	1 0 0	0 0 1	0 1 0	0 0 0	-	0 0 0
Oct. 28	at Regina	1 0 0	0 0 0	-	-	0 0 -1	0 0 -1	0 1 0	0 0 -1	-	0 0 0
Oct. 29	at Brandon	0 0 -1	0 0 0	-	-	0 0 1	0 0 -1	1 0 -1	0 0 -1	-	0 0 -1
Nov. 5	Seattle	0 1 1	0 0 0	-	-	0 1 1	1 0 1	0 2 1	0 0 1	-	0 0 0
Nov. 8	at Victoria	0 1 2	0 0 -1	-	-	0 3 3	0 1 1	2 2 1	1 0 1	-	0 0 0
Nov. 9	at Vancouver	0 1 0	0 0 -1	-	-	0 0 0	0 0 -2	0 1 -2	0 0 -1	-	-
Nov. 11	at Kelowna	0 1 0	0 0 0	-	-	0 0 0	0 0 -1	0 0 0	0 0 -1	-	0 0 -1
Nov. 12	at Kamloops	0 0 -1	0 0 0	-	-	0 1 1	0 0 -1	0 0 -1	0 0 0	-	0 0 -1
Nov. 18	Prince Albert	0 1 0	1 0 1	-	-	2 1 2	0 0 -1	0 0 -1	1 1 1	-	0 0 -1
Nov. 19	at Lethbridge	0 1 -1	0 0 -1	0 0 0	-	0 0 0	0 0 -2	0 1 -1	0 0 -1	-	0 0 -2
Nov. 23	at Lethbridge	0 3 3	0 0 1	-	-	-	1 0 1	3 2 3	0 2 0	-	0 3 4
Nov. 25	Medicine Hat	1 1 2	0 0 0	-	-	-	0 0 0	1 0 2	0 1 1	-	1 0 1
Nov. 26	Lethbridge	1 2 3	0 0 0	-	-	-	0 0 0	2 2 3	0 0 1	-	0 0 0
Nov. 29	Spokane	2 0 2	0 0 0	-	-	0 0 0	0 0 0	1 2 2	0 1 0	-	0 0 0
Dec. 1	Calgary	0 2 2	0 0 0	-	-	1 0 2	1 0 0	0 1 2	1 0 0	-	0 0 1
Dec. 4	Saskatoon	0 2 1	0 0 -1	-	-	1 2 2	0 0 0	2 2 1	1 0 -1	-	-
Dec. 6	Calgary	1 1 1	-	-	-	0 1 1	1 0 1	0 0 -1	1 0 0	-	0 0 0
Dec. 8	Brandon	1 1 3	0 0 -2	-	-	2 2 3	0 0 1	0 2 2	1 1 2	-	0 0 2
Dec. 10	Prince Albert	0 4 3	0 0 0	-	-	2 0 0	0 0 -1	1 2 3	0 0 -2	-	1 0 2
Dec. 14	Victoria	2 0 1	0 0 -1	-	-	0 1 0	0 0 0	1 3 2	0 0 0	-	0 0 -2
Dec. 17	Calgary	0 0 0	0 0 0	-	-	1 0 0	0 0 0	0 0 0	0 0 0	-	0 0 0
Dec. 18	Regina	1 1 -1	0 0 0	-	-	0 0 -2	0 0 0	0 2 -1	0 1 0	-	0 1 1
Dec. 27	at Saskatoon	0 1 -1	0 0 0	-	-	0 1 2	1 0 2	1 2 1	1 1 2	-	0 1 2
Dec. 28	at Moose Jaw	0 1 0	0 0 0	-	-	0 0 -1	0 1 1	1 1 0	1 1 1	-	0 0 -1
Dec. 30	at Brandon	1 2 2	1 0 1	-	-	0 1 1	1 0 0	2 1 2	0 1 1	-	0 1 2
Jan. 1	at Regina	0 0 -3	0 0 0	-	-	0 2 1	0 0 -1	2 0 0	0 0 -1	-	0 0 -1
Jan. 4	Lethbridge	1 1 1	1 0 0	-	-	1 1 0	0 1 1	1 2 3	0 0 1	-	0 0 1
Jan. 7	Swift Current	0 1 2	0 0 -1	-	-	0 2 2	0 0 -1	0 2 2	0 0 -1	-	0 0 1
Jan. 8	Red Deer	0 1 1	1 0 1	-	-	0 0 1	1 0 0	0 0 0	0 0 0	-	-
Jan. 12	at Medicine Hat	2 1 1	-	-	-	0 1 1	0 0 1	0 0 1	2 0 1	-	-
Jan. 14	Kootenay	0 0 -2	-	-	-	0 1 1	1 0 1	0 0 0	0 1 0	-	-
Jan. 15	at Calgary	0 0 0	-	-	-	0 1 -1	0 0 0	0 0 -1	0 0 0	-	-
Jan. 18	Prince George	0 2 1	0 0 0	-	-	0 1 0	0 1 1	3 0 3	0 0 1	-	-
Jan. 20	at Swift Current	0 0 1	-	-	-	0 0 1	0 1 1	0 2 2	0 1 1	-	-
Jan. 21	at Prince Albert	1 2 2	-	-	-	1 1 0	0 0 0	3 2 2	1 1 0	-	-
Jan. 25	Tri-City	0 2 2	-	-	-	1 0 1	0 0 -1	0 0 0	0 0 -1	-	-
Jan. 27	Brandon	0 0 2	-	-	-	0 2 3	0 0 0	1 1 1	1 0 0	-	-
Jan. 28	Vancouver	0 0 -1	-	-	-	0 0 1	0 0 -1	0 0 1	0 0 -2	-	-
Feb. 3	Red Deer	0 0 -1	-	-	-	0 0 -1	0 0 0	1 0 1	0 1 1	-	-
Feb. 7	Kootenay	0 2 1	-	-	-	0 0 0	0 0 0	1 1 1	1 0 1	-	-
Feb. 8	at Calgary	0 3 2	0 0 0	-	-	3 0 2	0 0 1	0 2 0	1 0 0	-	-
Feb. 10	at Prince George	1 1 2	0 0 -3	-	-	0 0 -1	0 0 -1	2 1 1	1 0 -1	-	-
Feb. 11	at Prince George	0 0 0	-	-	-	0 1 2	0 3 3	0 0 0	3 0 3	-	-
Feb. 14	at Kamloops	0 0 -1	-	-	-	0 1 0	1 0 1	0 0 -1	0 0 1	-	-
Feb. 15	at Kelowna	0 2 1	-	-	-	0 1 1	0 0 0	1 1 1	1 1 0	-	-
Feb. 17	at Vancouver	0 0 -3	-	-	-	0 0 -2	0 0 -2	0 2 -2	1 0 -3	-	-
Feb. 20	Medicine Hat	1 1 1	-	-	-	1 1 3	0 0 -1	1 0 1	0 0 -1	-	-
Feb. 22	Kelowna	-	-	-	-	0 0 -2	0 0 -2	1 0 1	0 0 -1	-	-
Feb. 24	at Calgary	-	0 0 0	-	-	1 0 1	0 0 -1	0 2 1	1 0 1	0 0 1	-
Feb. 26	Lethbridge	-	-	-	-	0 1 0	0 0 0	0 0 0	0 0 0	0 1 3	-
Feb. 29	at Kootenay	0 1 2	-	-	-	1 0 1	1 0 1	0 1 1	0 1 1	0 0 0	-
Mar. 3	Swift Current	0 0 1	-	-	-	0 0 1	0 0 0	1 0 1	0 0 0	0 0 0	-
Mar. 4	Saskatoon	0 1 1	-	-	-	1 1 1	0 0 -1	1 0 1	0 0 -1	0 0 0	-
Mar. 7	Moose Jaw	0 0 -1	-	-	-	0 1 1	0 0 0	0 0 0	0 0 0	0 0 -1	-
Mar. 9	at Red Deer	0 1 0	-	-	-	2 0 0	0 0 -1	0 0 0	1 0 1	1 1 3	-
Mar. 10	Red Deer	1 1 0	-	-	-	1 1 1	0 2 2	1 1 1	0 0 -1	0 0 -1	0 2 1
Mar. 14	at Kootenay	-	1 0 1	-	-	0 1 1	-	1 0 -1	1 2 2	0 0 0	-
Mar. 16	at Medicine Hat	-	0 0 0	-	-	0 1 2	-	1 1 1	0 0 -1	0 0 1	0 1 1
Mar. 17	at Red Deer	-	-	-	-	1 0 1	0 0 0	1 1 0	0 0 0	0 1 2	-

OIL KINGS REGULAR SEASON GAME-BY-GAME

DATE	OPPONENT	23 MAXWELL	24 GEERTSEN	25 SIEBEN	26 PELSS	27 LAZAR	28 GERNAT	29 MOROZ	36 JOHNSON	30 JARRY	31 BROSSOIT
Sep. 25	at Red Deer	-	-	0 0 1	0 0 0	0 0 0	1 1 2	0 1 1	-	-	4 29 OTL
Sep. 28	at Prince Albert	-	-	0 0 0	0 0 0	0 0 0	1 1 2	0 0 0	-	-	1 30 W
Sep. 30	Medicine Hat	-	0 0 0	-	0 0 -1	1 0 0	1 1 -1	0 0 -1	-	-	5 21 L
Oct. 1	at Medicine Hat	-	0 0 0	0 1 2	1 0 1	0 0 1	0 1 1	0 0 -1	-	-	
Oct. 5	Kootenay	-	-	0 0 0	0 0 -1	0 0 0	0 1 0	0 0 0	-		1 22 W
Oct. 7	at Moose Jaw	-	0 0 0	-	1 0 1	0 0 0	2 0 2	0 0 0	-		1 22 W
Oct. 8	at Saskatoon	-	0 0 0	-	0 1 1	0 1 1	0 0 -3	0 0 0	-	1 7	4 13 L
Oct. 9	at Swift Current	-	0 0 0	0 1 1	0 0 0	0 1 1	0 2 2	1 0 1	-		1 28 W
Oct. 11	at Lethbridge	-	0 0 1	0 0 0	0 0 -1	0 0 0	0 1 0	1 0 0	-		1 37 W
Oct. 12	at Kootenay	-	0 0 1	0 0 0	1 0 3	2 0 3	0 1 2	0 0 0	-		1 31 W
Oct. 14	Regina	-	-	0 0 0	0 0 -1	0 0 -1	0 1 -1	0 0 1	-		5 30 L
Oct. 19	Moose Jaw	-	0 0 0	-	0 0 1	0 1 0	0 0 1	0 0 -1	-		1 17 W
Oct. 21	Portland	-	-	-	1 1 2	0 3 3	1 0 1	0 0 0	-		4 20 W
Oct. 26	Everett	-	0 0 0	0 0 0	1 0 0	1 0 0	0 1 0	-	-	1 20 W	
Oct. 28	at Regina	-	0 0 0	-	0 0 0	0 0 0	0 0 -1	0 0 0	-		3 24 L
Oct. 29	at Brandon	-	0 0 -1	-	1 0 1	0 1 -1	0 1 1	0 0 0	-		3 35 L
Nov. 5	Seattle	-	0 0 0	-	1 0 1	1 0 1	0 0 0	-	-		1 24 W
Nov. 8	at Victoria	-	-	-	1 1 3	1 0 2	0 0 3	0 0 -1	-		2 17 W
Nov. 9	at Vancouver	-	0 0 0	-	0 0 0	0 0 -2	0 0 -1	0 0 0	-		3 30 L
Nov. 11	at Kelowna	-	-	-	1 0 0	0 0 0	0 0 0	0 0 0	-		1 23 SL
Nov. 12	at Kamloops	-	0 0 -1	-	1 0 1	0 0 -2	0 1 -1	0 0 -1	-		5 41 L
Nov. 18	Prince Albert	-	0 1 1	-	0 0 0	0 0 0	0 1 0	0 0 1	-		3 18 W
Nov. 19	at Lethbridge	-	0 0 0	-	0 1 -1	1 0 1	0 0 -2	0 0 -2	-	4 28 L	
Nov. 23	at Lethbridge	-	0 0 0	-	1 1 3	1 1 2	0 0 2	1 1 2	-		3 23 W
Nov. 25	Medicine Hat	0 1 2	0 0 0	-	0 0 0	0 0 0	0 0 3	0 0 0	-		0 27 W
Nov. 26	Lethbridge	2 0 2	0 0 0	0 0 0	-	0 0 0	0 2 3	0 0 0	-	2 25 W	
Nov. 29	Spokane	0 1 1	-	0 0 0	0 0 0	0 0 0	0 0 0	0 0 1	-		1 29 W
Dec. 1	Calgary	2 0 3	-	0 0 0	1 0 2	0 0 0	0 2 3	0 0 0	-		1 20 W
Dec. 4	Saskatoon	1 2 1	0 0 2	0 0 0	0 1 2	1 0 1	-	1 0 -1	-		3 25 W
Dec. 6	Calgary	0 2 0	0 0 1	0 1 1	1 1 1	0 0 0	-	0 1 1	-		2 26 W
Dec. 8	Brandon	0 2 2	-	0 0 -2	0 2 2	-	0 0 1	0 0 -2	-		3 25 W
Dec. 10	Prince Albert	1 1 3	-	0 0 0	0 1 0	-	0 0 2	0 0 0	-	3 34 W	
Dec. 14	Victoria	1 1 2	0 1 -2	-	0 1 0	0 0 -2	1 0 2	0 0 -1	-		3 26 W
Dec. 17	Calgary	0 0 0	0 0 0	-	0 0 1	0 1 1	-	1 0 1	-		1 21 W
Dec. 18	Regina	0 2 -1	0 0 -1	0 1 1	0 1 -2	1 0 -1	-	1 0 1	-		6 17 L
Dec. 27	at Saskatoon	1 2 1	-	0 0 0	-	-	-	1 0 1	0 0 0	-	2 42 W
Dec. 28	at Moose Jaw	1 0 0	-	0 0 0	-	-	-	0 0 -1	0 0 0	-	3 31 SL
Dec. 30	at Brandon	0 1 2	-	0 1 1	-	-	-	1 0 0	0 0 1	-	1 41 W
Jan. 1	at Regina	0 0 -3	-	0 0 0	-	-	-	0 1 1	0 0 0	-	5 24 L
Jan. 4	Lethbridge	0 0 1	-	0 1 0	-	-	-	1 0 1	-	-	3 30 W
Jan. 7	Swift Current	1 0 2	0 0 1	-	1 2 2	1 0 2	-	0 0 -1	-	3 14 W	
Jan. 8	Red Deer	0 0 0	0 0 1	0 1 1	1 0 1	0 0 0	-	0 0 0	-		3 19 SL
Jan. 12	at Medicine Hat	1 2 1	0 0 0	0 0 0	1 0 0	0 0 0	-	0 0 0	-		2 27 W
Jan. 14	Kootenay	1 0 -1	0 0 0	-	0 0 0	0 0 0	0 0 -1	0 0 -1	-		2 25 W
Jan. 15	at Calgary	1 0 0	0 0 0	-	0 0 0	1 0 0	0 1 0	1 1 1	-	4 35 L	
Jan. 18	Prince George	1 1 2	0 0 0	-	0 1 1	0 0 0	0 3 1	0 0 0	-		0 26 W
Jan. 20	at Swift Current	2 0 1	0 1 2	-	0 0 1	1 0 2	0 1 1	1 0 1	-	1 20 W	
Jan. 21	at Prince Albert	2 2 2	-	1 0 1	0 0 0	0 1 0	0 2 1	0 1 0	-		2 26 W
Jan. 25	Tri-City	0 1 1	-	-	0 0 0	0 0 -1	1 0 -1	0 0 -1	-		5 39 OTL
Jan. 27	Brandon	0 1 1	-	-	1 1 1	1 0 1	0 2 4	0 0 0	-		2 25 W
Jan. 28	Vancouver	0 0 0	-	-	1 0 0	1 0 1	0 2 2	0 0 0	-		3 21 L
Feb. 3	Red Deer	0 1 1	-	0 1 2	0 0 1	0 0 1	0 1 2	2 0 2	-		2 23 W
Feb. 7	Kootenay	0 0 1	-	0 0 0	-	0 0 0	0 0 0	0 0 1	-		1 26 W
Feb. 8	at Calgary	3 0 0	-	1 0 0	-	-	0 2 4	0 1 0	-		5 20 W
Feb. 10	at Prince George	0 1 2	-	0 0 -2	-	-	0 1 1	0 0 -2	-	5 33 OTL	
Feb. 11	at Prince George	0 0 0	0 0 0	-	1 0 2	0 0 0	0 0 0	0 0 0	-		0 24 W
Feb. 14	at Kamloops	0 0 -1	-	-	1 0 0	0 0 0	0 0 -1	0 0 0	-		3 35 L
Feb. 15	at Kelowna	2 0 1	-	-	0 0 1	0 0 0	0 3 1	0 0 0	-		3 25 W
Feb. 17	at Vancouver	1 1 -1	0 0 0	-	0 0 -1	0 0 0	0 0 -4	0 0 0	-	1 1	5 27 L
Feb. 20	Medicine Hat	0 1 2	-	-	0 1 1	0 0 0	0 0 0	0 0 0	-	1 16 W	3 7
Feb. 22	Kelowna	0 0 1	-	1 0 1	2 1 2	0 0 -1	0 1 1	0 1 1	-	4 14	2 11 L
Feb. 24	at Calgary	0 0 2	-	1 0 1	1 1 2	0 0 0	0 1 2	0 0 0	-		1 20 W
Feb. 26	Lethbridge	1 0 -1	-	-	0 0 -1	0 1 1	0 1 -1	2 0 2	-		1 31 W
Feb. 29	at Kootenay	1 0 1	-	-	0 0 0	0 0 0	0 0 2	0 0 0	-		1 32 W
Mar. 3	Swift Current	0 1 1	0 0 0	-	1 0 1	0 0 0	0 0 1	0 0 0	-	1 18 W	
Mar. 4	Saskatoon	0 0 1	-	-	0 0 0	1 0 0	0 0 0	-	-		1 16 W
Mar. 7	Moose Jaw	-	-	0 0 -1	1 0 0	0 0 -1	0 1 0	-	-		2 24 W
Mar. 9	at Red Deer	0 1 0	-	-	0 1 1	1 0 1	0 2 2	-	-		2 24 W
Mar. 10	Red Deer	0 2 1	-	-	1 0 0	0 0 -1	1 1 -1	-	-		4 24 W
Mar. 14	at Kootenay	0 0 0	-	1 1 1	1 0 0	0 0 0	0 2 0	0 0 -1	-	4 29 W	
Mar. 16	at Medicine Hat	0 0 0	-	0 0 0	0 0 -1	1 0 1	0 1 1	0 0 0	-		2 36 W
Mar. 17	at Red Deer	0 1 1	-	-	1 2 1	2 0 1	0 0 1	1 1 2	-		3 26 W

OIL KINGS PLAYOFF GAME-BY-GAME

DATE	OPPONENT	2 CORBETT	3 PYSYK	4 LOWE	5 SAUTNER	7 LEGAULT	8 REINHART	9 WILSON	10 SAMUELSSON
Mar. 23	Kootenay	0 0 1	0 0 1	0 0 1	0 0 1	0 0 0	0 0 1	0 0 0	-
Mar. 25	Kootenay	0 0 -1	0 1 1	1 0 1	0 0 -1	0 1 0	0 0 0	0 0 0	-
Mar. 28	at Kootenay	0 0 -1	0 1 1	1 1 1	0 1 1	0 1 1	1 0 1	-	1 0 0
Mar. 29	at Kootenay	0 0 0	1 0 1	0 1 2	0 0 0	0 0 1	0 1 1	-	0 2 1
Apr. 6	Brandon	0 0 1	0 0 -1	0 0 -1	0 0 0	0 0 0	0 0 0	-	0 0 0
Apr. 7	Brandon	0 0 1	0 0 -2	0 0 -1	0 1 1	0 0 0	0 1 2	-	0 0 0
Apr. 10	at Brandon	0 0 1	0 1 0	0 0 0	0 0 2	1 1 2	0 0 2	-	0 2 1
Apr. 11	at Brandon	0 1 3	1 0 2	0 0 1	0 0 1	0 1 1	0 0 1	-	1 0 1
Apr. 20	Moose Jaw	0 1 1	0 0 0	0 1 1	0 0 2	2 1 1	0 0 2	1 2 3	0 3 1
Apr. 22	Moose Jaw	0 1 2	0 0 0	0 0 0	0 0 2	0 2 2	0 1 2	0 2 1	1 2 3
Apr. 24	at Moose Jaw	0 0 -1	0 1 2	0 0 2	0 0 0	0 0 0	0 0 0	0 0 -1	0 0 1
Apr. 25	at Moose Jaw	0 0 -1	0 0 0	0 0 0	0 0 -1	0 1 1	0 0 -2	0 0 0	0 0 -1
Apr. 27	Moose Jaw	0 1 0	0 1 1	0 0 2	0 0 0	0 0 1	0 2 0	0 0 0	0 1 1
May. 3	Portland	0 0 1	0 1 0	0 0 0	0 0 0	0 0 0	0 1 1	0 0 1	0 0 0
May. 4	Portland	0 0 -2	0 0 0	0 0 0	0 0 0	0 0 0	0 0 -2	0 0 -2	0 0 -1
May. 6	at Portland	0 0 -1	0 0 1	1 0 1	-	0 1 0	0 0 0	0 0 0	1 0 0
May. 8	at Portland	-	0 1 -2	0 0 -1	0 0 -1	1 0 0	0 0 2	0 0 0	-
May. 10	Portland	0 0 -1	1 1 2	0 0 2	0 0 0	0 0 0	1 0 1	0 0 0	0 0 0
May. 12	at Portland	0 0 -1	0 0 -1	0 0 -1	0 0 0	1 0 1	0 0 1	0 0 -1	0 0 0
May. 13	Portland	-	0 0 3	0 1 3	0 0 1	0 0 -1	0 0 1	0 0 0	0 0 -1

DATE	OPPONENT	11 WRUCK	12 BENSON	16 FOSTER	17 PEDDLE	18 ST. CROIX	20 RACHINSKI	21 EWANYK	22 DECH
Mar. 23	Kootenay	0 1 1	-	0 0 0	0 0 0	1 0 1	0 0 0	0 1 2	-
Mar. 25	Kootenay	0 0 0	-	0 1 0	0 0 0	1 1 -1	0 0 0	0 0 0	-
Mar. 28	at Kootenay	0 0 -1	-	0 1 -1	0 1 1	0 2 1	0 0 0	0 1 1	-
Mar. 29	at Kootenay	0 0 0	-	0 0 0	0 0 1	0 0 0	2 0 2	0 0 1	-
Apr. 6	Brandon	1 0 1	-	0 0 0	0 0 -1	0 0 0	0 0 -1	0 0 -1	-
Apr. 7	Brandon	0 1 1	-	0 1 0	1 0 0	0 0 0	0 0 0	1 0 -1	-
Apr. 10	at Brandon	0 0 0	-	1 0 1	0 1 1	0 2 1	0 0 1	1 0 1	-
Apr. 11	at Brandon	0 1 1	-	0 2 3	0 0 0	1 0 3	0 1 1	1 0 2	-
Apr. 20	Moose Jaw	-	-	0 1 0	0 1 3	0 0 0	1 1 2	0 0 0	-
Apr. 22	Moose Jaw	-	-	0 0 0	2 0 2	0 1 0	0 1 1	0 0 0	-
Apr. 24	at Moose Jaw	-	-	1 0 2	0 0 -1	1 1 1	0 0 -1	0 0 0	-
Apr. 25	at Moose Jaw	-	-	0 0 -1	0 0 0	0 0 -1	0 0 0	0 0 -2	-
Apr. 27	Moose Jaw	-	-	0 0 0	0 0 0	1 0 0	0 0 0	0 0 0	-
May. 3	Portland	-	-	0 0 0	1 1 1	0 0 0	1 1 1	0 0 1	-
May. 4	Portland	-	-	0 0 0	0 0 0	0 0 -1	0 0 0	0 0 -2	-
May. 6	at Portland	-	-	0 0 -1	0 0 0	0 2 -1	0 1 1	0 0 1	0 0 -1
May. 8	at Portland	-	0 0 0	0 0 1	0 1 1	0 1 1	2 0 1	0 0 0	0 1 1
May. 10	Portland	-	-	0 0 1	2 1 1	0 1 2	0 0 1	0 0 1	-
May. 12	at Portland	-	-	0 0 0	0 0 -1	1 0 0	0 0 0	0 0 -1	-
May. 13	Portland	-	-	1 1 2	0 1 2	1 1 2	1 0 2	0 0 0	0 0 -1

DATE	OPPONENT	23 MAXWELL	25 SIEBEN	26 PELSS	27 LAZAR	28 GERNAT	29 MOROZ	31 BROSSOIT
Mar. 23	Kootenay	0 1 1	-	0 0 0	1 1 2	0 0 1	1 0 2	0 29 W
Mar. 25	Kootenay	1 1 -1	-	0 1 0	1 1 0	0 0 -3	0 0 0	3 22 W
Mar. 28	at Kootenay	0 1 1	-	1 0 1	1 2 2	0 0 0	1 0 1	3 23 W
Mar. 29	at Kootenay	0 0 0	-	0 0 0	0 0 0	0 0 0	0 0 0	1 14 W
Apr. 6	Brandon	0 1 1	-	1 0 1	0 1 0	0 1 1	0 0 0	1 28 W
Apr. 7	Brandon	0 1 1	-	2 0 1	0 0 0	0 1 1	0 1 1	3 26 W
Apr. 10	at Brandon	0 0 0	-	0 0 0	1 0 1	0 0 1	1 0 0	1 25 W
Apr. 11	at Brandon	0 2 2	-	0 1 2	0 1 1	2 0 4	0 0 0	0 24 W
Apr. 20	Moose Jaw	1 0 1	-	0 0 0	1 1 1	0 0 2	0 0 0	1 29 W
Apr. 22	Moose Jaw	0 0 0	0 0 0	-	1 1 3	1 0 2	1 0 0	1 48 W
Apr. 24	at Moose Jaw	0 1 0	0 0 0	-	1 0 0	0 0 -1	0 1 1	2 30 W
Apr. 25	at Moose Jaw	1 0 -1	0 0 -2	-	0 0 -1	0 0 -2	0 0 -2	4 29 L
Apr. 27	Moose Jaw	0 2 0	-	0 1 -1	1 0 1	2 0 0	0 0 0	1 37 W
May. 3	Portland	0 0 0	-	0 0 0	0 0 0	1 0 2	0 1 1	2 24 W
May. 4	Portland	0 0 -2	-	1 0 -1	0 1 1	0 1 -2	0 0 -2	4 22 L
May. 6	at Portland	0 0 -1	-	0 0 0	0 0 0	1 1 0	0 1 1	4 29 L
May. 8	at Portland	1 0 0	-	0 0 -1	0 1 -1	0 1 3	0 0 0	3 39 W
May. 10	Portland	0 0 0	-	0 0 1	0 0 0	0 0 0	0 0 0	3 28 W
May. 12	at Portland	0 1 0	-	0 0 0	0 1 0	0 1 0	0 0 -1	3 42 L
May. 13	Portland	1 0 2	-	0 2 2	0 0 -1	0 0 -1	0 0 0	1 19 W

2 CODY CORBETT
DEFENCE

SHOOTS: Left
HT: 6'1" **WT:** 210 lbs
BORN: 1993-12-14
HOME: Lakeland, MN

WHL DEBUT: 2011-10-29

2011-12 REGULAR SEASON: Played his first WHL game at Brandon on October 29, 2011 … Recorded his first goal and assist at Victoria on November 8, 2011 … Registered six multi-point games … Had two four game point scoring streaks (Nov 25/11-Dec 1/11 & Dec 6/11-Dec 17/11) … Finished 4th on the Oil Kings' and 10th in the WHL with a +36 rating … Played in 54 games in his rookie season
OTHER: Ranked 92nd among North American Skaters in the NHL Central Scouting Mid-term Rankings … Tallied 22 points (9G, 13A) in 26 games for Stillwater High School in the 2010-11 Season … One of three U.S. born players on the Oil Kings' current roster
ACQUIRED: Listed by Edmonton on October 29, 2011

REGULAR SEASON STATISTICS

	GP	G	A	PTS	+/-	PIM
2011-12	54	6	20	26	36	24
Career	**54**	**6**	**20**	**26**	**36**	**24**

3 MARK PYSYK
DEFENCE

SHOOTS: Right
HT: 6'2" **WT:** 188 lbs
BORN: 1992-01-11
HOME: Sherwood Park, AB

WHL DEBUT: 2007-12-31

2011-12 REGULAR SEASON: Had ten multi-point games … Tallied his 100th career assist at Red Deer on March 9, 2012 … Was a season high +4 vs. Prince George on February 11, 2011 … Recorded five points (1G, 4A) in four games upon returning from the 2012 World Junior Tournament
OTHER: Oil Kings Captain for the second straight season … Nominated as an Eastern Conference Second Team All-Star in 2011-12 … Registered a +7 rating in six games for Team Canada at the 2012 IIHF World Junior Hockey Championships … Buffalo's 1st Round Pick, 23rd Overall in the 2010 NHL Entry Draft … Signed a three-year entry level deal with the Sabres on June 2, 2011 … Played in the 2010 CHL Top Prospects Game … Played in the 2010 CHL Subway Super Series against Russia … Recorded four points in six games for Team Pacific at the 2009 World U-17 Hockey Challenge … One of seven Oil Kings' from the Edmonton area
Acquired: Edmonton's 1st Round Pick, 3rd Overall in 2007

REGULAR SEASON STATISTICS

	GP	G	A	PTS	+/-	PIM
2011-12	57	6	32	38	15	83
Career	**243**	**25**	**100**	**125**	**12**	**253**

4 KEEGAN **LOWE** DEFENCE

SHOOTS: Left
HT: 6'3" **WT:** 186 lbs
BORN: 1993-03-29
HOME: Edmonton, AB



2011-12 REGULAR SEASON: Led the team with 139 penalty minutes... Totalled 3 goals and 20 assists... Played all 72 regular season games this season... Has only missed 4 games in his WHL career... Notched a career high 3 assists on February 11th in a 5-0 win over Prince George - Lowe was plus-5 on the night
OTHER: Oil Kings Assistant Captain … Has only missed a combined three games in three WHL seasons … +40 rating over past two WHL seasons … Registered one goal in four games in the 2011 WHL Playoffs … Carolina Hurricanes' 3rd Round Pick, 74th Overall in the 2011 NHL Entry Draft … Son of former Edmonton Oiler Kevin Lowe … One of seven Oil Kings' from the Edmonton area
ACQUIRED: Edmonton's 6th Round Pick, 114th Overall in 2008

REGULAR SEASON STATISTICS

	GP	G	A	PTS	+/-	PIM
2011-12	72	3	20	23	17	139
Career	**212**	**7**	**54**	**61**	**34**	**322**

WHL DEBUT: 2009-09-19

5 ASHTON **SAUTNER** DEFENCE

SHOOTS: Left
HT: 6'1" **WT:** 185 lbs
BORN: 1994-05-27
HOME: Wolseley, SK



2011-12 REGULAR SEASON: Scored his first WHL goal vs. Portland on October 21, 2011 … Started the season on a three game point scoring streak picking up four assists over that span … Finished third amongst defensemen on the team with +29 rating … Played 59 games in his rookie season
OTHER: Ranked 91st among North American Skaters in the NHL Central Scouting Mid-term Rankings … Collected 12 goals and 23 assists for 35 points in 42 games with the Midget AAA Moose Jaw Generals in 2010-11
ACQUIRED: Edmonton's 8th Round Pick, 162nd Overall in 2009

REGULAR SEASON STATISTICS

	GP	G	A	PTS	+/-	PIM
2011-12	59	2	10	12	29	38
Career	**59**	**2**	**10**	**12**	**29**	**38**

WHL DEBUT: 2011-09-16

7 STEPHANE LEGAULT
LEFT WING

SHOOTS: Left
HT: 5'11" **WT:** 178 lbs
BORN: 1993-03-03
HOME: Edmonton, AB

2011-12 REGULAR SEASON: Tallied career highs in games played (58), goals (15), assists (24), points (39), plus/minus (+22), and PIM (44) … Had ten multi-point games … Notched a hat-trick at Swift Current on October 9, 2011 … Had a season high four game point scoring streak from October 8-12, 2011 (5G, 1A, 6PTS)
OTHER: Put up 55 points in 35 games for the Midget AAA South Side Athletic Club in 2009-10 … Played three games for the St. Albert Steel of the AJHL in 2009-10 … One of seven Oil Kings' from the Edmonton area
ACQUIRED: Edmonton's 7th Round Pick, 136th Overall in 2008

REGULAR SEASON STATISTICS

	GP	G	A	PTS	+/-	PIM
2011-12	58	15	24	39	22	44
Career	**129**	**23**	**44**	**67**	**22**	**73**

WHL DEBUT: 2009-12-29

8 GRIFFIN REINHART
DEFENCE

SHOOTS: Left
HT: 6'4" **WT:** 202 lbs
BORN: 1994-01-24
HOME: West Vancouver, BC

2011-12 REGULAR SEASON: Had career highs in games played (58), goals (12), assists (24), points (36), plus/minus (+23), and PIM (38) … Had four multi-point games … Recorded a season high four game point scoring streak from December 18-30, 2011 (2G, 2A, 4PTS) … Posted four goals and six assists for ten points in eleven games in the month of December
OTHER: Oil Kings Assistant Captain … Ranked 8th among North American Skaters in the NHL Central Scouting Mid-term Rankings … Participated in the 2012 CHL Top Prospects Game in Kelowna scoring a goal to lead Team Orr to victory … Notched seven points in six games for Team Pacific at the 2011 World U-17 Hockey Challenge … Played his Midget hockey with the Vancouver North West Giants where he scored 34 points in 32 games … Brother of Max and Sam Reinhart of the Kootenay Ice … Son of former NHLer Paul Reinhart
Acquired: Edmonton's 1st Round Pick, 3rd Overall in 2009

REGULAR SEASON STATISTICS

	GP	G	A	PTS	+/-	PIM
2011-12	58	12	24	36	23	38
Career	**105**	**18**	**43**	**6**	**33**	**74**

WHL DEBUT: 2009-10-10

9 KLARC WILSON
RIGHT WING

SHOOTS: Right
HT: 6'0" **WT:** 201 lbs
BORN: 1993-04-01
HOME: Edmonton, AB

2011-12 REGULAR SEASON: Tallied career highs in games played (67), assists (18), and points (25) … Had three multi-point games … Had a season high four game point scoring streak from December 1-8, 2011
OTHER: Attended 2012 NHL Training Camp (Winnipeg Jets) … Collected 14 points in 14 games for the Midget AAA Knights of Columbus Pats in 2008-09 … One of seven Oil Kings' from the Edmonton area
ACQUIRED: Traded from Brandon for Brent Raedeke on December 31, 2009

REGULAR SEASON STATISTICS

	GP	G	A	PTS	+/-	PIM
2011-12	59	2	10	12	29	38
Career	**59**	**2**	**10**	**12**	**29**	**38**

WHL DEBUT: 2009-01-28

10 HENRIK SAMUELSSON
CENTRE

SHOOTS: Right
HT: 6'2" **WT:** 195 lbs
BORN: 1994-02-07
HOME: Scottsdale, AZ

2011-12 REGULAR SEASON: Played in his first WHL game and tallied his first assist at Medicine Hat on January 12, 2012 … Scored his first WHL goal vs. Kootenay on January 14, 2012 …Had four multi-point games … Hit a season high five game point scoring streak from January 20-28, 2012 (3G, 5A, 8PTS) … Played 28 games in his rookie season … Also played 15 games for MODO (0G, 2A, 2PTS), 16 games for MODO J20 (4G, 5A, 9PTS), and three games for MODO J18 (4G, 1A, 5PTS) this season
OTHER: Ranked 33rd among European Skaters in the NHL Central Scouting Mid-term Rankings … Previously played for the U.S. National U17 and U18 Teams in 2010-11 … Also played in the World U-17 Hockey Challenge and IIHF World U-18 Championship in 2010-11 … Played for the US Developmental Team in the USHL in 2010-11 … Son of former NHLer Ulf Samuelsson … Henrik's brother Philip was drafted by the Oil Kings in 2007 but never played for the organization … One of three U.S. born players on the Oil Kings' current roster
ACQUIRED: Listed by Edmonton

REGULAR SEASON STATISTICS

	GP	G	A	PTS	+/-	PIM
2011-12	28	7	16	23	18	42
Career	**59**	**2**	**10**	**12**	**29**	**38**

WHL DEBUT: 2012-01-12

11 DYLAN WRUCK
LEFT WING

SHOOTS: Left
HT: 5'9" **WT:** 171 lbs
BORN: 1992-09-23
HOME: Saskatoon, SK

2011-12 REGULAR SEASON: Registered career highs in assists (59), points (80), and plus/minus (+35) … Had 25 multi-point games … Had season high 12 game point streak from November 18-December 14, 2011 (8G, 18A, 26PTS) … Picked up a season high four points (1G, 3A) vs. Portland on October 21, 2011
OTHER: Attended 2012 NHL Training Camp (San Jose Sharks) … Totaled 94 points in 44 games for the Beardy's Blackhawks in the Saskatchewan Midget Hockey League in 2008-09
ACQUIRED: Listed by Edmonton

REGULAR SEASON STATISTICS

	GP	G	A	PTS	+/-	PIM
2011-12	66	21	59	80	35	17
Career	**191**	**65**	**106**	**171**	**46**	**75**

WHL DEBUT: 2009-02-06

12 COLE BENSON
CENTRE

SHOOTS: Left
HT: 5'8" **WT:** 150 lbs
BORN: 1995-07-14
HOME: Edmonton, AB



2011-12 REGULAR SEASON: Played in his first WHL game on September 25, 2012 … Scored his first WHL goal on November 18, 2011 … Played in 46 games in his rookie season
OTHER: Tallied 32 points in 29 games with the Midget AAA South Side Athletic in 2010-11 … Selected as the top defensive forward in the Alberta Midget Hockey League in 2010-11 … Participated in the 2011 Canada Winter Games for Team Alberta … One of seven Oil Kings' from the Edmonton area
ACQUIRED: Edmonton's 9th Round Pick, 178th Overall in 2010

REGULAR SEASON STATISTICS

	GP	G	A	PTS	+/-	PIM
2011-12	45	5	0	5	-8	4
Career	**45**	**5**	**0**	**5**	**-8**	**4**

WHL DEBUT: 2011-09-25

16 T.J. FOSTER
RIGHT WING

SHOOTS: Left
HT: 5'11" **WT:** 173 lbs
BORN: 1992-05-28
HOME: Slave Lake, AB

2011-12 REGULAR SEASON: Tallied career highs in games played (69), goals (30), assists (45), points (75), and plus/minus (+38) … Had 18 multi-point games … Collected seven game point scoring streaks three times (October 9-26, 2011, December 1-17,2011, March 4-17) … Notched a hat trick at Calgary on February 8, 2012 … Totaled a season high four points vs. Brandon on December 8, 2011 (2G, 2A, 4PTS) … Tied for team lead with three shorthanded goals
OTHER: Oil Kings Assistant Captain … Has only missed 19 games in four full WHL seasons … Put up 25 points in 34 games for the Midget AAA St. Albert Raiders in 2007-08
ACQUIRED: Edmonton's 2nd Round Pick, 35th Overall in 2007

REGULAR SEASON STATISTICS

	GP	G	A	PTS	+/-	PIM
2011-12	59	2	10	12	29	38
Career	**59**	**2**	**10**	**12**	**29**	**38**

WHL DEBUT: 2008-09-27

17 JORDAN PEDDLE
CENTRE

SHOOTS: Left
HT: 5'11" **WT:** 188 lbs
BORN: 1991-03-05
HOME: Elbow, SK

2011-12 REGULAR SEASON: Had two multi-point games … Had a three game point scoring streak from December 27-30, 2012 (2G, 1A, 3PTS) … Tallied a season high three points at Prince George on February 11, 2011 … One of three overages on the Oil Kings' current roster
OTHER: Played in seven WHL playoff games in 2009 and 2010 with the Swift Current Broncos tallying two assists and nine PIMs … Had a brief stint with the Notre Dame Hounds of the SJHL in 2007-08 picking up one assist in four games
ACQUIRED: Traded from Swift Current for Jon Groenheyde on Oct 4, 2011

REGULAR SEASON STATISTICS

	GP	G	A	PTS	+/-	PIM
2011-12	66	10	12	22	0	98
Career	**264**	**34**	**52**	**86**	**-24**	**352**

WHL DEBUT: 2008-09-19

18 MICHAEL ST. CROIX
RIGHT WING

SHOOTS: Right
HT: 5'11" **WT:** 181 lbs
BORN: 1993-04-10
HOME: Winnipeg, MB

2011-12 REGULAR SEASON: Tallied career highs in games played (72), goals (45), assists (60), points (105), plus/minus (+40), and PIM (49) … Had 33 multi-point games … Continued a season high 12 game point scoring streak from October 9-November 9, 2011 (6G, 14A, 20PTS) … Registered a season high five points at Lethbridge on November 23, 2011 (3G, 2A, 5PTS) and at Prince Albert on January 21, 2012 (3G, 2A, 5PTS), picking up hat tricks both times … Led the team in goals (45), assists (60), points (105), and power play goals (18) … Notched eight game winning goals (sixth in the WHL) … Notched seven insurance goals (tied for fifth in the league) … Played in all 72 games
OTHER: Nominated as an Eastern Conference Second Team All-Star in 2011-12 … New York Rangers' 4th Round Pick, 106th Overall in the 2011 NHL Entry Draft … Totaled five points in five games for Team Western at the 2010 World U-17 Hockey Challenge … Recorded 88 points in 35 games for the Midget AAA Winnipeg Wild in 2008-09
ACQUIRED: Edmonton's 1st Round Pick, 4th Overall in 2008

REGULAR SEASON STATISTICS

	GP	G	A	PTS	+/-	PIM
2011-12	72	45	60	105	40	49
Career	**208**	**91**	**137**	**228**	**48**	**127**

WHL DEBUT: 2009-01-09

20 RHETT RACHINSKI
CENTRE

SHOOTS: Left
HT: 6'0" **WT:** 181 lbs
BORN: 1991-08-24
HOME: Edmonton, AB



2011-12 REGULAR SEASON: Registered career highs in games played (72), goals (27), assists (23), points (50), plus/minus (+10), and PIM (71) … Had 12 multi-point games … Had five game point scoring streaks from November 29-December 8, 2011 (4G, 2A, 6PTS) and from February 3-11, 2012 (6G, 1A, 7PTS) … Reached season highs of three points in a game at Lethbridge on October 11, 2011 (1G, 2A, 3PTS), at Prince George on February 11, 2012 (3G, 0A, 3PTS), and at Kootenay on March 14, 2012 (1G, 2A, 3PTS) … Tallied a hat trick at Prince George on February 11, 2012 … Notched seven insurance goals (tied for fifth in the league) … Scored more goals this season (27) than the three previous seasons combined (19) … Played in all 72 games
OTHER: Played in all eight of the Oil Kings playoff games in modern franchise history … One of seven Oil Kings' from the Edmonton area … One of three overages on the Oil Kings' current roster
ACQUIRED: Listed by Edmonton

REGULAR SEASON STATISTICS

	GP	G	A	PTS	+/-	PIM
2011-12	72	27	23	50	10	71
Career	**244**	**46**	**49**	**95**	**-25**	**173**

WHL DEBUT: 2007-12-16

21 TRAVIS EWANYK
CENTRE

SHOOTS: Left
HT: 6'2" **WT:** 189 lbs
BORN: 1993-03-29
HOME: St. Albert, AB

2011-12 REGULAR SEASON: Only played in 11 games … Had one multi-point game at Red Deer on March 9, 2012 (1G, 1A) … Tallied a shorthanded goal at Red Deer on March 9, 2012 … Picked up his first assist of the season in his second game on February 26, 2012
OTHER: Oil Kings Assistant Captain … Edmonton Oilers' 3rd Round Pick, 74th Overall in the 2011 NHL Entry Draft … Participated in the 2010 World U-17 Hockey Challenge for Team Pacific recording one goal in five games … Represented Canada at the 2011 World U-18 Championship playing in seven games and tallying one assist … One of seven Oil Kings' from the Edmonton area
ACQUIRED: Edmonton's 3rd Round Pick, 48th Overall in 2008

REGULAR SEASON STATISTICS

	GP	G	A	PTS	+/-	PIM
2011-12	11	1	3	4	8	8
Career	**127**	**18**	**18**	**36**	**-4**	**179**

WHL DEBUT: 2009-02-28

22 RYAN DECH
DEFENCE

SHOOTS: Right
HT: 5'11" **WT:** 180 lbs
BORN: 1993-02-18
HOME: Winnipeg, MB



2011-12 REGULAR SEASON: Totaled career highs in assists (10), points (13), and plus/minus (17) … Had two multi-point games at Lethbridge on November 23, 2011 (0G, 3A, 3PTS) and vs. Red Deer on March 10, 2012 (0G, 2A, 2PTS)
OTHER: Played for the Midget AAA Winnipeg Thrashers of the MMHL in 2009-10 where he put up 17 points in 42 games
ACQUIRED: Edmonton 3rd Round Pick, 56th Overall in 2008

REGULAR SEASON STATISTICS

	GP	G	A	PTS	+/-	PIM
2011-12	40	3	10	13	17	34
Career	**97**	**6**	**14**	**20**	**14**	**88**

WHL DEBUT: 2009-01-09

23 TYLER MAXWELL
LEFT WING

SHOOTS: Left
HT: 5'9" **WT:** 180 lbs
BORN: 1991-04-13
HOME: Manhattan Beach, CA

2011-12 REGULAR SEASON: Posted a career high plus/minus rating (+37) … Registered 21 multi-point games … Stretched a 12 game point scoring streak from November 2-Decemeber 14, 2011 (10G, 10A, 20PTS) … Collected a season high four points at Prince Albert on January 21, 2012 (2G, 2A, 4PTS) … Tallied a hat trick at Calgary on February 8, 2012 … Picked up 26 goals and 31 assists for 57 points in 47 games after being traded from Everett … Notched eight game winning goals (sixth in the WHL) … Tallied the first goal of a game eight times (eighth in the WHL)
OTHER: Four straight 20 goal WHL seasons … Attended 2012 NHL Training Camp (Minnesota Wild) … Had a short stint with the Des Moines Buccaneers in the USHL playing four games in 2007-08 … One of the three overages on the Oil Kings' current roster … One of the three U.S. born players on the Oil Kings' current roster
ACQUIRED: Traded from Everett for a 2012 3rd Round Pick & Griffin Foulk on November 24, 2011

REGULAR SEASON STATISTICS

	GP	G	A	PTS	+/-	PIM
2011-12	56	37	34	71	32	42
Career	**263**	**133**	**119**	**252**	**55**	**175**

WHL DEBUT: 2008-09-19

24 MASON GEERTSON
DEFENCE

SHOOTS: Left
HT: 6'3" **WT:** 188 lbs
BORN: 1995-04-19
HOME: Rocky Rapids, AB

2011-12 REGULAR SEASON: Tallied his first WHL assist vs. Prince Albert on November 18, 2011 … Had a season high 9 PIMs at Swift Current on October 9, 2011 … Registered a plus-2 rating vs. Saskatoon on December 4, 2011 and at Swift Current on January 20, 2012 … Played 34 games in his rookie season
OTHER: Participated in the 2012 World U-17 Hockey Challenge for Team Pacific … Won a bronze medal in the 2011 Canada Winter Games for Team Alberta … Played 31 games for the Midget AAA Sherwood Park Kings in the AMHL in 2010-11 … Laced up with the Bantam AAA Leduc Oil Kings 33 times in 2009-10
ACQUIRED: Edmonton's 1st Round Pick, 18th Overall in 2010

REGULAR SEASON STATISTICS

	GP	G	A	PTS	+/-	PIM
2011-12	34	0	3	3	5	70
Career	**37**	**0**	**3**	**3**	**4**	**74**

WHL DEBUT: 2011-01-04

25 TRISTAN SIEBEN
LEFT WING

SHOOTS: Left
HT: 5'9" **WT:** 200 lbs
BORN: 1994-07-13
HOME: Edmonton, AB

2011-12 REGULAR SEASON: Recorded his first WHL assist at Medicine Hat on October 1, 2011 … Scored his first WHL goal at Prince Albert on January 21, 2012 … Had one multi-point game … Tallied nine points over 12 games played from January 4-March 14, 2012 (5G, 4A, 9PTS) … Played in 34 games in his rookie season
OTHER: Played two games for the Drayton Valley Thunder of the AJHL in 2010-11 … Recorded 39 points in 32 games for the Midget AAA Maple Leafs in 2010-11 … Notched 16 points in 34 games with the Midget AAA Knights of Columbus Pats in 2009-10 … One of seven Oil Kings' from the Edmonton area
ACQUIRED: Edmonton's 5th Round Pick, 96th Overall in 2009

REGULAR SEASON STATISTICS

	GP	G	A	PTS	+/-	PIM
2011-12	34	5	9	14	9	32
Career	**35**	**5**	**8**	**14**	**8**	**32**

WHL DEBUT: 2011-03-12

26 KRISTIANS PELSS
LEFT WING

SHOOTS: Left
HT: 5'11" **WT:** 187 lbs
BORN: 1992-09-09
HOME: Preili, Latvia

2011-12 REGULAR SEASON: Registered career highs in goals (28), assists (22), points (50), plus/minus (+34), and PIM (95) … Had 10 multi-point games … Had a season high six game point scoring streak from Decemeber 1-14, 2011 (2G, 6A, 8PTS) … Tied for the league lead with two overtime goals … Tied for team lead with three shorthanded goals … Had three game point scoring streaks from January 7-12, 2012 (3G, 2A, 5PTS) and October 29-November 8, 2011 (3G, 1A, 4PTS)
OTHER: Registered one goal, two assists, and 15 shots in five games as the Captain of Team Latvia at the 2012 IIHF World Junior Hockey Championships (U-20) … Also played for the Latvia U-20 team in 2011 scoring four points in five games … Member of the Latvia U-18 team in 2009 and 2010 putting up one point in four games and three points in six games … Tallied nine points in 46 games for the Dinamo Juniors Riga Team in 2009-10 … Edmonton Oilers' 7th Round Pick, 181st Overall in the 2010 NHL Entry Draft … One of two European born players on the Oil Kings' current roster
ACQUIRED: Edmonton's 1st Round Pick, 19th Overall in the 2010 CHL Import Draft

REGULAR SEASON STATISTICS

	GP	G	A	PTS	+/-	PIM
2011-12	63	28	22	50	34	95
Career	**126**	**42**	**41**	**83**	**45**	**126**

WHL DEBUT: 2010-09-24

27 CURTIS LAZAR
CENTRE

SHOOTS: Right
HT: 6'0" **WT:** 189 lbs
BORN: 1995-02-02
HOME: Vernon, BC



2011-12 REGULAR SEASON: Scored his first WHL goal on September 30, 2011 … Had four multi-point games … Tallied a season high three assists vs. Portland on October 21, 2011 … Played in 63 games in his rookie season
OTHER: Participated in the 2012 World U-17 Hockey Challenge for Team Pacific … Won a gold medal in the 2011 Canada Winter Games for Team BC … Highest ever Oil King selected in the WHL Bantam Draft (2nd Overall in 2010) … Registered 26 goals and 32 assists for 58 points in 45 games at the Okanagan Hockey Academy in 2010-11 … Youngest current member of the Oil Kings
ACQUIRED: Edmonton's 1st Round Pick, 2nd Overall in 2010

REGULAR SEASON STATISTICS

	GP	G	A	PTS	+/-	PIM
2011-12	63	20	11	31	15	56
Career	**69**	**20**	**12**	**32**	**17**	**56**

WHL DEBUT: 2010-12-08

28 MARTIN GERNAT
DEFENCE

SHOOTS: Left
HT: 6'5" **WT:** 191 lbs
BORN: 1993-04-11
HOME: Kosice, Slovakia

2011-12 REGULAR SEASON: Tallied his first goal and assist in his first WHL game on September 25, 2011 … Had 16 multi-point games … Put up an eight game point scoring streak from January 15-February 3, 2012 (1G, 12A, 13PTS) … Seventh in WHL rookie scoring and first in WHL rookie scoring amongst defencemen collecting 55 points in 60 games … Fifth in the WHL and led the Oil Kings in plus/minus with a +41 ranking … One of four players in the WHL to score on all shootout attempts (3 for 3) … Played in 60 games in his rookie season
OTHER: Registered one goal and nine shots in six games for Team Slovakia at the 2012 IIHF World Junior Hockey Championships … Edmonton Oilers' 5th Round Pick, 122nd Overall in the 2011 NHL Entry Draft … Recorded 18 points in 28 games with HC Kosice U-20 and seven points in eight games with HC Presov U-18 in 2010-11 … One of two European born players on the Oil Kings current roster … Tallest current member of the Oil Kings' (6'5")
ACQUIRED: Edmonton's 1st Round Pick, 18th Overall in the 2011 CHL Import Draft

REGULAR SEASON STATISTICS

	GP	G	A	PTS	+/-	PIM
2011-12	60	9	46	55	41	46
Career	**60**	**9**	**46**	**55**	**41**	**46**

WHL DEBUT: 2011-09-25

29 MITCHELL MOROZ
LEFT WING

SHOOTS: Left
HT: 6'2" **WT:** 208 lbs
BORN: 1994-05-03
HOME: Calgary, AB

2011-12 REGULAR SEASON: Tallied his first WHL goal on October 9, 2011 … Recorded five multi-point games … Tied for fourth in the WHL with 19 major penalties … Had a season high three game point scoring streak from December 17-27, 2011 (3G, 0A, 3PTS) … Played in 63 games in his rookie season
OTHER: Ranked 171st among North American Skaters in the NHL Central Scouting Mid-term Rankings … Played his Midget AAA hockey for his hometown Calgary Northstars collecting 14 points and 34 PIMs in 22 games in 2010-11
ACQUIRED: Acquired: Edmonton's 2nd Round Pick, 30th Overall in 2009

REGULAR SEASON STATISTICS

	GP	G	A	PTS	+/-	PIM
2011-12	66	16	9	25	5	131
Career	**74**	**16**	**10**	**26**	**3**	**133**

WHL DEBUT: 2009-10-09

30 TRISTAN JARRY
GOALTENDER

CATCHES: Left
HT: 6'2" **WT:** 175 lbs
BORN: 1995-04-29
HOME: Delta, BC



2011-12 REGULAR SEASON: Saw his first WHL action at Saskatoon on October 8, 2011 … Posted his first win vs. Everett on October 26, 2011 … Won his last two start of the Regular Season (March 3 and 14, 2012) … Won all of his starts when he let in three goals or less in a game
OTHER: Participated in the 2012 World U-17 Hockey Challenge for Team Pacific … Won a gold medal in the 2011 Canada Winter Games for Team BC … Posted a 2.31 GAA for the Greater Vancouver Canadians of the BCMML in 2010-11
ACQUIRED: Edmonton's 3rd Round Pick, 46th Overall in 2010

REGULAR SEASON STATISTICS

	GP	GAA	SV%	W	L	OTL	SOL	SO
2011-12	14	2.93	0.894	8	2	1	0	0
Career	**14**	**2.93**	**0.894**	**8**	**2**	**1**	**0**	**0**

WHL DEBUT: 2011-10-08

31 LAURENT BROSSOIT
GOALTENDER

CATCHES: Left
HT: 6'3" **WT:** 200 lbs
BORN: 1993-03-23
HOME: Surrey, BC



2011-12 REGULAR SEASON: Had career highs in games played (61), minutes (1558), GAA (2.47), wins (42), and shutouts (3) … Picked up three shutouts (Nov 25/11, Jan 18/12, Feb 11/12) … Chipped in with three assists … Tied for first in the WHL with 42 wins … Second in the WHL in GAA … Won his last nine starts of the Regular Season (February 24-March 17, 2012)
OTHER: Calgary Flames' 6th Round Pick, 164th Overall in the 2011 NHL Entry Draft … Posted a 3.66 GAA in 21 games for the Cowichan Valley Capitals in 2009-10
ACQUIRED: Edmonton's 2nd Round Pick, 26th Overall in 2008

REGULAR SEASON STATISTICS

	GP	GAA	SV%	W	L	OTL	SOL	SO
2011-12	61	2.47	0.914	42	13	2	3	3
Career	**98**	**2.78**	**0.905**	**55**	**26**	**2**	**5**	**5**

WHL DEBUT: 2009-02-14

BOB GREEN

GENERAL MANAGER

BIRTHPLACE – TISDALE, SASKATCHEWAN

BOB GREEN HAS BEEN THE ARCHITECT OF THE EDMONTON OIL KINGS since they joined the WHL in 2007-08. During the 2011-12 season, Green's fifth campaign as general manager, the Oil Kings skated to the best record in the WHL with a 50-15-3-4 mark for 107 points, capturing the Scotty Munro Memorial trophy. The Oil Kings' roster features 16 players who were selected by Green and his staff through the WHL Bantam Draft and another two who were chosen through the CHL Import draft. Eight of the team's top 10 scorers were drafted by Green. In addition, Green bolstered his roster with key acquisitions such as Tyler Maxwell and Jordan Peddle. Having put together a talented and exciting team, the Oil Kings saw a 24.6% increase in their attendance during the regular season. Green was honoured this season as the winner of the 2011-12 Lloyd Saunders Memorial Trophy, awarded annually to the WHL Executive of the Year.

DEREK LAXDAL

HEAD COACH

BIRTHPLACE – STONEWALL, MANITOBA

DEREK IS IN HIS SECOND SEASON AS HEAD COACH OF THE EDMONTON OIL KINGS. Derek comes to the Oil Kings after serving five seasons as Head Coach and Director of Hockey Operations for the Idaho Steelheads of the ECHL, with whom he compiled an impressive 217-108-35 record, and captured a Kelly Cup Championship in 2007. The Stonewall, Manitoba native also played for Brandon and Portland in the WHL in the mid 1980s. He won a Memorial Cup with the Winterhawks in 1982-83. Derek was drafted by the Toronto Maple Leafs in 1984 and played 67 career NHL games with the Leafs and New York Islanders, scoring 12 goals and 7 assists with 88 penalty minutes. Last year, he guided the Oil Kings to 69 points, their best season since joining the WHL in 2007, and set franchise records for wins (50) and points (107) in the 2011-12 Regular Season.

STEVE HAMILTON

ASSISTANT COACH

BIRTHPLACE – EDMONTON, ALBERTA

STEVE ATTENDED NORTHERN MICHIGAN UNIVERSITY (NCAA) on a hockey scholarship after spending one year with the Sherwood Park Crusaders of the Alberta Junior Hockey League. Steve played for four years until a serious back injury put a halt to his playing career. He then returned to Edmonton and completed his Education degree at the University of Alberta. He has been teaching in Edmonton Public Schools for fourteen years.

Steve is in his second season as Assistant Coach with the Edmonton Oil Kings of the Western Hockey League after spending the previous four seasons as GM/Coach of the Spruce Grove Saints of the Alberta Junior Hockey League. Steve was recognized as a 3-time winner of the AJHL Coach of the Year (2006,2009,2010) and led the Saints to an AJHL championship in 2010 after a spectacular 52-4-1-3 regular season. The Saints set numerous AJHL records including most wins (52), fewest losses (4), fewest goals against (99), and most shutouts (11) in a single season.

HOCKEY OPERATIONS

RANDY HANSCH
ASSISTANT GM/
DIRECTOR PLAYER PERSONNEL

JESSE PEARSON
ASSISTANT COACH

DUSTIN SCHWARTZ
GOALTENDING CONSULTANT

BRIAN CHEESEMAN
ATHLETIC THERAPIST

MATT GOERTZEN
ATHLETIC THERAPIST
(INTERN)

JORY STUPARYK
VIDEO COACH

ROGAN DEAN
HEAD EQUIPMENT MANAGER

MIKE KILBRIDE
ASSISTANT EQUIPMENT
MANAGER

LES FRAGLE
ASSISTANT EQUIPMENT
MANAGER

2011-12 WHL CHAMPIONS

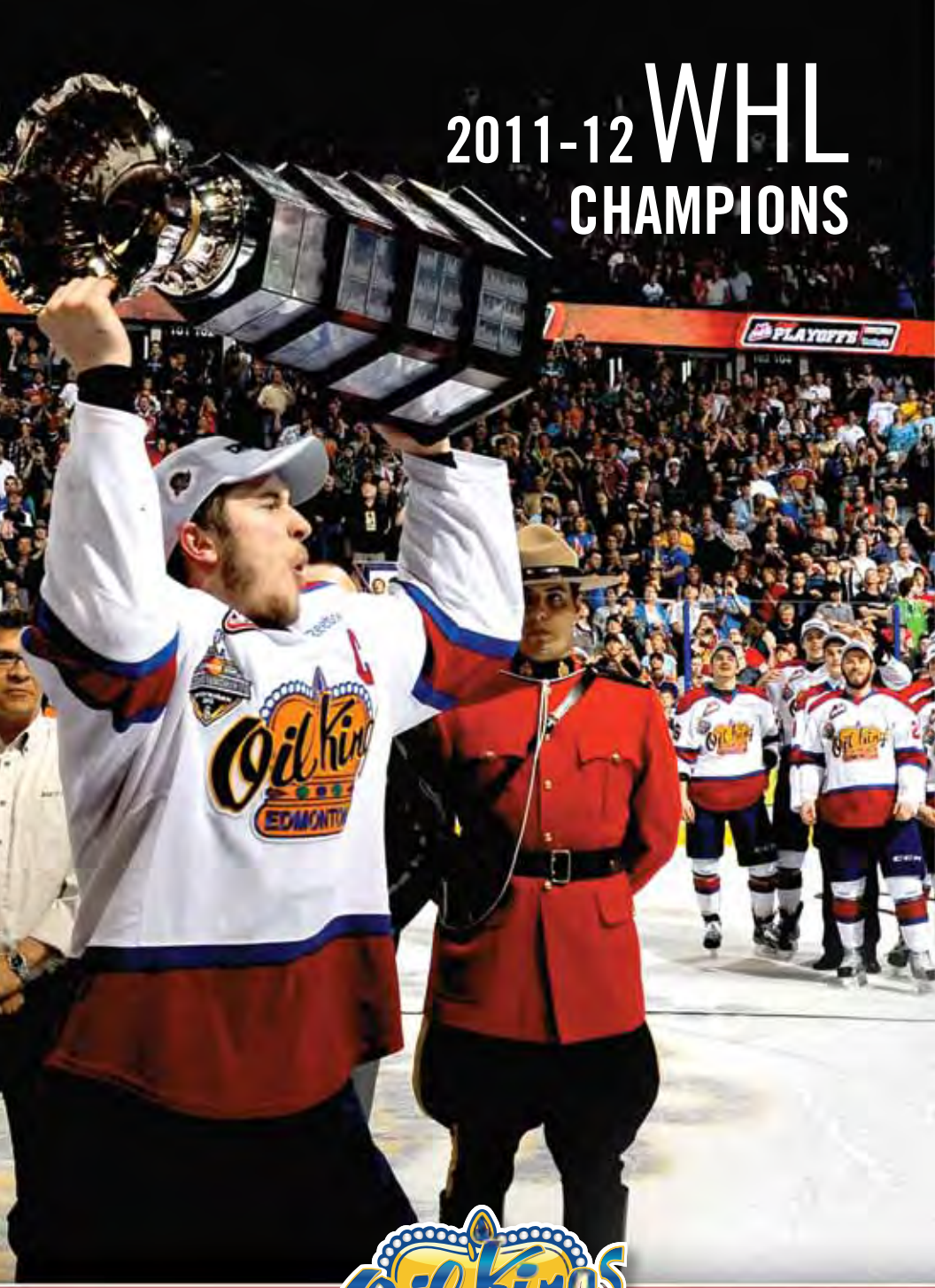

Oil Kings EDMONTON